



# Tokyo 2020 Men's Olympic Basketball Tournament 2020

Venue: Saitama Super Arena  
 Game Date: WED 28 JUL 2021  
 Game Time: 17:20

Game No: B/3  
 Attendance: 0  
 Game Duration: 01:38

## Shot Chart

### ITA 83 vs 86 AUS

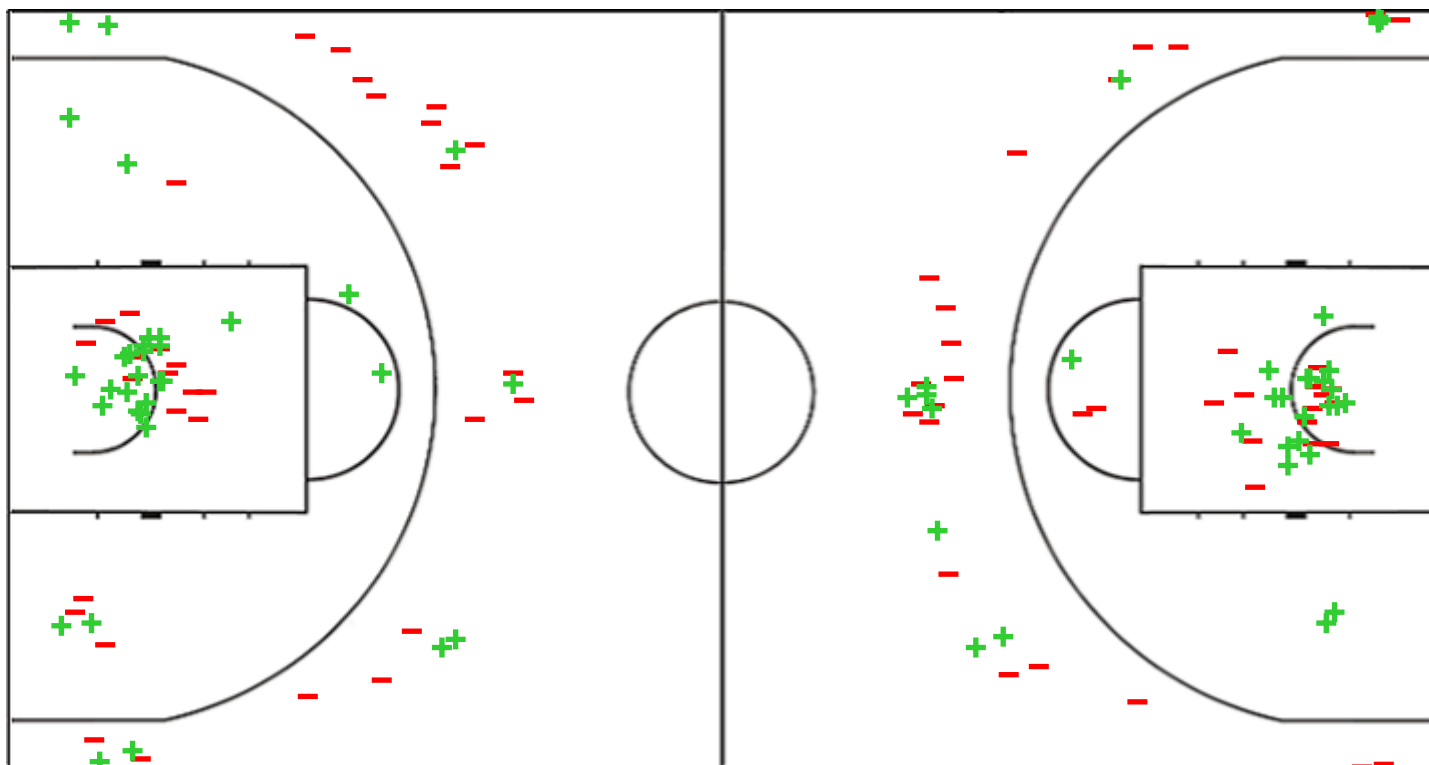
(25-25, 20-19, 17-21, 21-21)

Scoring by 5 min intervals:

|            | Q1 |    | Q2 |    | Q3 |    | Q4 |    |
|------------|----|----|----|----|----|----|----|----|
| <b>ITA</b> | 9  | 25 | 36 | 45 | 52 | 62 | 67 | 83 |
| <b>AUS</b> | 13 | 25 | 32 | 44 | 56 | 65 | 71 | 86 |

ITA - Italy

AUS - Australia



| ITA         | M / A   | %  |
|-------------|---------|----|
| Fied Goals  | 33 / 66 | 50 |
| 2 Points    | 25 / 41 | 61 |
| 3 Points    | 8 / 25  | 32 |
| Free Throws | 9 / 10  | 90 |

| %  | M / A   | AUS         |
|----|---------|-------------|
| 46 | 32 / 70 | Fied Goals  |
| 54 | 21 / 39 | 2 Points    |
| 35 | 11 / 31 | 3 Points    |
| 79 | 11 / 14 | Free Throws |



# Tokyo 2020 Men's Olympic Basketball Tournament 2020

Venue: Saitama Super Arena  
 Game Date: WED 28 JUL 2021  
 Game Time: 17:20

Game No: B/3  
 Attendance: 0  
 Game Duration: 01:38

## Shot Chart

### ITA 83 vs 86 AUS

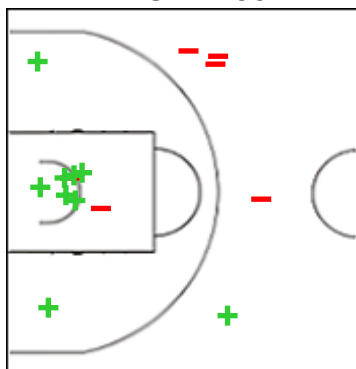
(25-25, 20-19, 17-21, 21-21)

Scoring by 5 min intervals:

|     | Q1 |    | Q2 |    | Q3 |    | Q4 |    |
|-----|----|----|----|----|----|----|----|----|
| ITA | 9  | 25 | 36 | 45 | 52 | 62 | 67 | 83 |
| AUS | 13 | 25 | 32 | 44 | 56 | 65 | 71 | 86 |

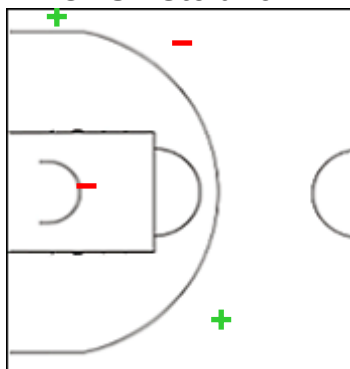
### ITA - Italy

#### 1 MANNION Nico



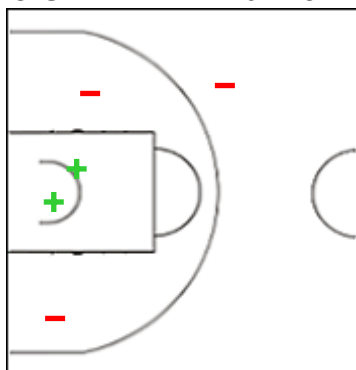
|             | M / A  | %   |
|-------------|--------|-----|
| Fied Goals  | 9 / 15 | 60  |
| 2 Points    | 8 / 10 | 80  |
| 3 Points    | 1 / 5  | 20  |
| Free Throws | 2 / 2  | 100 |

#### 7 TONUT Stefano



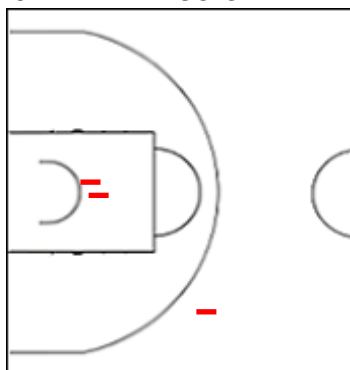
|             | M / A | %   |
|-------------|-------|-----|
| Fied Goals  | 2 / 4 | 50  |
| 2 Points    | 0 / 1 | 0   |
| 3 Points    | 2 / 3 | 67  |
| Free Throws | 2 / 2 | 100 |

#### 8 GALLINARI Danilo



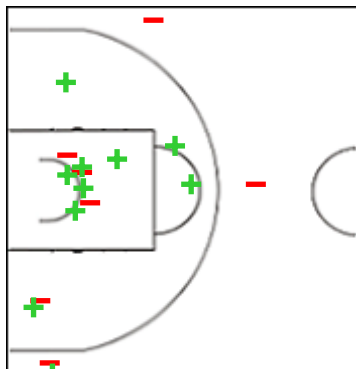
|             | M / A | %  |
|-------------|-------|----|
| Fied Goals  | 2 / 5 | 40 |
| 2 Points    | 2 / 4 | 50 |
| 3 Points    | 0 / 1 | 0  |
| Free Throws | 1 / 2 | 50 |

#### 9 MELLI Nicolò



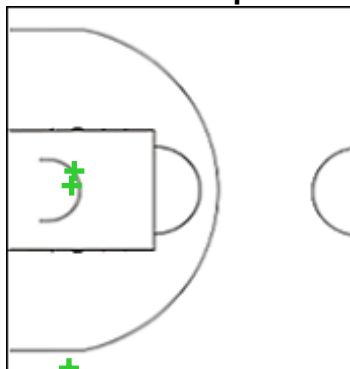
|             | M / A | % |
|-------------|-------|---|
| Fied Goals  | 0 / 3 | 0 |
| 2 Points    | 0 / 2 | 0 |
| 3 Points    | 0 / 1 | 0 |
| Free Throws | 0 / 0 | 0 |

#### 13 FONTECCHIO Simone



|             | M / A   | %   |
|-------------|---------|-----|
| Fied Goals  | 10 / 17 | 59  |
| 2 Points    | 9 / 13  | 69  |
| 3 Points    | 1 / 4   | 25  |
| Free Throws | 1 / 1   | 100 |

#### 17 RICCI Giampaolo



|             | M / A | %   |
|-------------|-------|-----|
| Fied Goals  | 3 / 3 | 100 |
| 2 Points    | 2 / 2 | 100 |
| 3 Points    | 1 / 1 | 100 |
| Free Throws | 0 / 0 | 0   |



# Tokyo 2020 Men's Olympic Basketball Tournament 2020

Venue: Saitama Super Arena  
 Game Date: WED 28 JUL 2021  
 Game Time: 17:20

Game No: B/3  
 Attendance: 0  
 Game Duration: 01:38

## Shot Chart

### ITA 83 vs 86 AUS

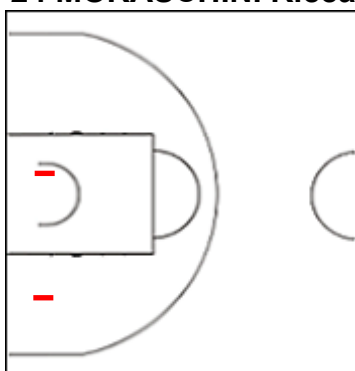
(25-25, 20-19, 17-21, 21-21)

Scoring by 5 min intervals:

|     | Q1 |    | Q2 |    | Q3 |    | Q4 |    |
|-----|----|----|----|----|----|----|----|----|
| ITA | 9  | 25 | 36 | 45 | 52 | 62 | 67 | 83 |
| AUS | 13 | 25 | 32 | 44 | 56 | 65 | 71 | 86 |

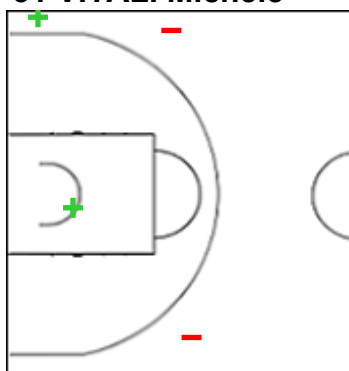
### ITA - Italy

#### 24 MORASCHINI Riccardo



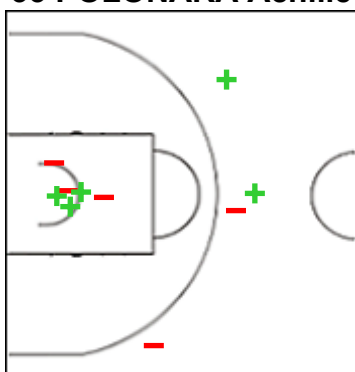
|             | M / A | %   |
|-------------|-------|-----|
| Fied Goals  | 0 / 2 | 0   |
| 2 Points    | 0 / 2 | 0   |
| 3 Points    | 0 / 0 | 0   |
| Free Throws | 2 / 2 | 100 |

#### 31 VITALI Michele



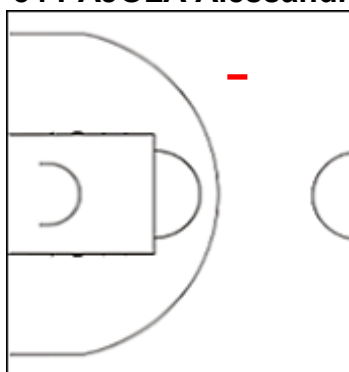
|             | M / A | %   |
|-------------|-------|-----|
| Fied Goals  | 2 / 4 | 50  |
| 2 Points    | 1 / 1 | 100 |
| 3 Points    | 1 / 3 | 33  |
| Free Throws | 1 / 1 | 100 |

#### 33 POLONARA Achille



|             | M / A  | %  |
|-------------|--------|----|
| Fied Goals  | 5 / 12 | 42 |
| 2 Points    | 3 / 6  | 50 |
| 3 Points    | 2 / 6  | 33 |
| Free Throws | 0 / 0  | 0  |

#### 54 PAJOLA Alessandro



|             | M / A | % |
|-------------|-------|---|
| Fied Goals  | 0 / 1 | 0 |
| 2 Points    | 0 / 0 | 0 |
| 3 Points    | 0 / 1 | 0 |
| Free Throws | 0 / 0 | 0 |



# Tokyo 2020 Men's Olympic Basketball Tournament 2020

Venue: Saitama Super Arena  
 Game Date: WED 28 JUL 2021  
 Game Time: 17:20

Game No: B/3  
 Attendance: 0  
 Game Duration: 01:38

## Shot Chart

### ITA 83 vs 86 AUS

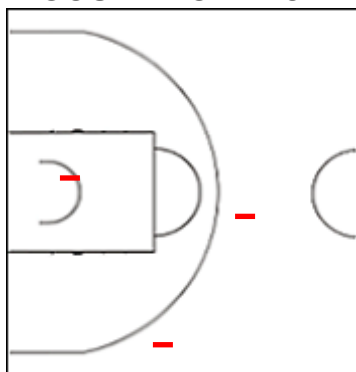
(25-25, 20-19, 17-21, 21-21)

Scoring by 5 min intervals:

|     | Q1 |    | Q2 |    | Q3 |    | Q4 |    |
|-----|----|----|----|----|----|----|----|----|
| ITA | 9  | 25 | 36 | 45 | 52 | 62 | 67 | 83 |
| AUS | 13 | 25 | 32 | 44 | 56 | 65 | 71 | 86 |

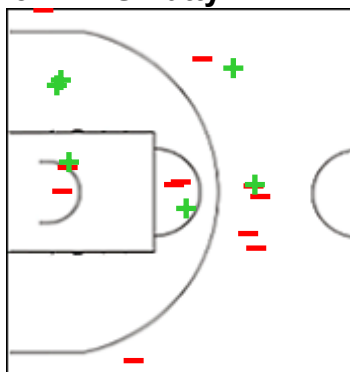
### AUS - Australia

#### 4 GOULDING Chris



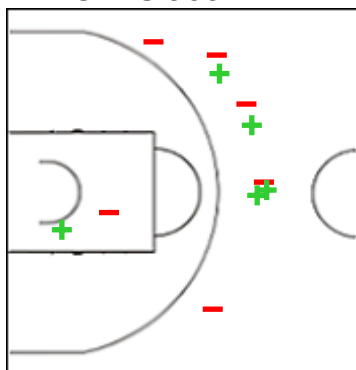
|             | M / A | % |
|-------------|-------|---|
| Fied Goals  | 0 / 3 | 0 |
| 2 Points    | 0 / 1 | 0 |
| 3 Points    | 0 / 2 | 0 |
| Free Throws | 0 / 0 | 0 |

#### 5 MILLS Patty



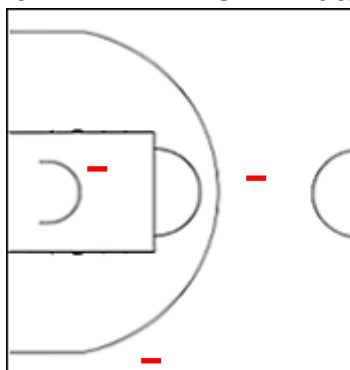
|             | M / A  | %   |
|-------------|--------|-----|
| Fied Goals  | 6 / 17 | 35  |
| 2 Points    | 4 / 8  | 50  |
| 3 Points    | 2 / 9  | 22  |
| Free Throws | 2 / 2  | 100 |

#### 7 INGLES Joe



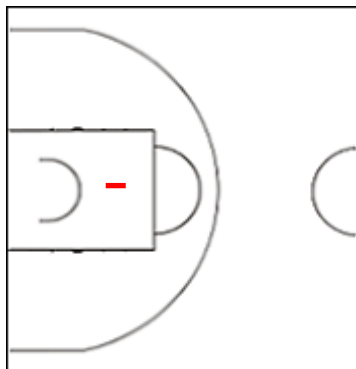
|             | M / A  | %  |
|-------------|--------|----|
| Fied Goals  | 5 / 11 | 45 |
| 2 Points    | 1 / 2  | 50 |
| 3 Points    | 4 / 9  | 44 |
| Free Throws | 0 / 0  | 0  |

#### 8 DELLAVEDOVA Matthew



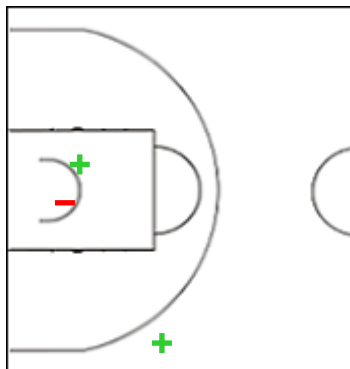
|             | M / A | %   |
|-------------|-------|-----|
| Fied Goals  | 0 / 3 | 0   |
| 2 Points    | 0 / 1 | 0   |
| 3 Points    | 0 / 2 | 0   |
| Free Throws | 2 / 2 | 100 |

#### 9 SOBEY Nathan



|             | M / A | % |
|-------------|-------|---|
| Fied Goals  | 0 / 2 | 0 |
| 2 Points    | 0 / 1 | 0 |
| 3 Points    | 0 / 1 | 0 |
| Free Throws | 0 / 0 | 0 |

#### 10 THYBULLE Matisse



|             | M / A | %   |
|-------------|-------|-----|
| Fied Goals  | 2 / 3 | 67  |
| 2 Points    | 1 / 2 | 50  |
| 3 Points    | 1 / 1 | 100 |
| Free Throws | 2 / 2 | 100 |



# Tokyo 2020 Men's Olympic Basketball Tournament 2020

Venue: Saitama Super Arena  
 Game Date: WED 28 JUL 2021  
 Game Time: 17:20

Game No: B/3  
 Attendance: 0  
 Game Duration: 01:38

## Shot Chart

### ITA 83 vs 86 AUS

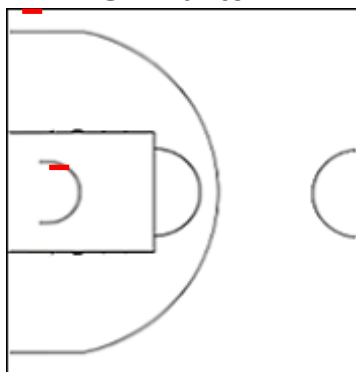
(25-25, 20-19, 17-21, 21-21)

Scoring by 5 min intervals:

|     | Q1 |    | Q2 |    | Q3 |    | Q4 |    |
|-----|----|----|----|----|----|----|----|----|
| ITA | 9  | 25 | 36 | 45 | 52 | 62 | 67 | 83 |
| AUS | 13 | 25 | 32 | 44 | 56 | 65 | 71 | 86 |

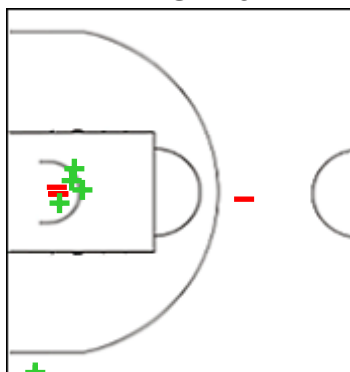
### AUS - Australia

#### 11 EXUM Dante



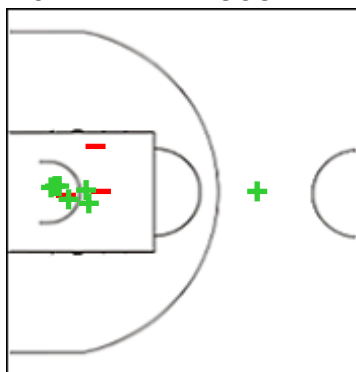
|             | M / A | % |
|-------------|-------|---|
| Fied Goals  | 0 / 2 | 0 |
| 2 Points    | 0 / 1 | 0 |
| 3 Points    | 0 / 1 | 0 |
| Free Throws | 0 / 2 | 0 |

#### 12 BAYNES Aron



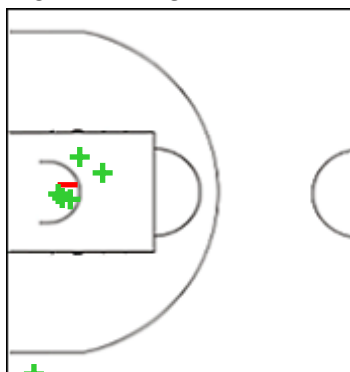
|             | M / A  | %  |
|-------------|--------|----|
| Fied Goals  | 6 / 11 | 55 |
| 2 Points    | 4 / 8  | 50 |
| 3 Points    | 2 / 3  | 67 |
| Free Throws | 0 / 0  | 0  |

#### 13 LANDALE Jock



|             | M / A  | %  |
|-------------|--------|----|
| Fied Goals  | 7 / 11 | 64 |
| 2 Points    | 6 / 9  | 67 |
| 3 Points    | 1 / 2  | 50 |
| Free Throws | 3 / 4  | 75 |

#### 15 KAY Nick



|             | M / A | %   |
|-------------|-------|-----|
| Fied Goals  | 6 / 7 | 86  |
| 2 Points    | 5 / 6 | 83  |
| 3 Points    | 1 / 1 | 100 |
| Free Throws | 2 / 2 | 100 |



# Tokyo 2020 Men's Olympic Basketball Tournament 2020

Venue: Saitama Super Arena  
 Game Date: WED 28 JUL 2021  
 Game Time: 17:20

Game No: B/3  
 Attendance: 0  
 Game Duration: 01:38

## Shot Chart

### ITA 83 vs 86 AUS

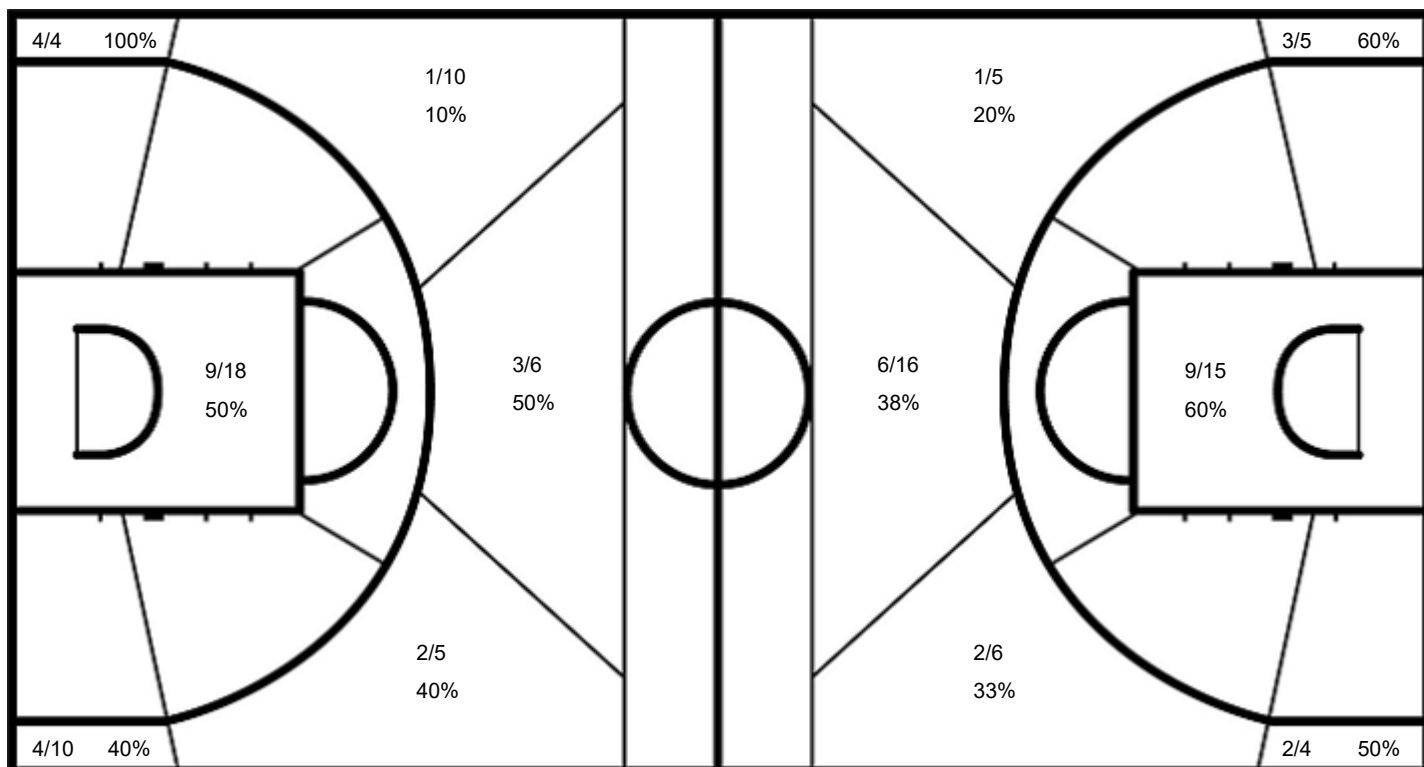
(25-25, 20-19, 17-21, 21-21)

Scoring by 5 min intervals:

|            | Q1 |    | Q2 |    | Q3 |    | Q4 |    |
|------------|----|----|----|----|----|----|----|----|
| <b>ITA</b> | 9  | 25 | 36 | 45 | 52 | 62 | 67 | 83 |
| <b>AUS</b> | 13 | 25 | 32 | 44 | 56 | 65 | 71 | 86 |

#### ITA - Italy

#### AUS - Australia



|                    | M / A   | %  |
|--------------------|---------|----|
| <b>Fied Goals</b>  | 33 / 66 | 50 |
| <b>2 Points</b>    | 25 / 41 | 61 |
| <b>3 Points</b>    | 8 / 25  | 32 |
| <b>Free Throws</b> | 9 / 10  | 90 |

| %  | M / A   |                    |
|----|---------|--------------------|
| 46 | 32 / 70 | <b>Fied Goals</b>  |
| 54 | 21 / 39 | <b>2 Points</b>    |
| 35 | 11 / 31 | <b>3 Points</b>    |
| 79 | 11 / 14 | <b>Free Throws</b> |