



## Shot Chart

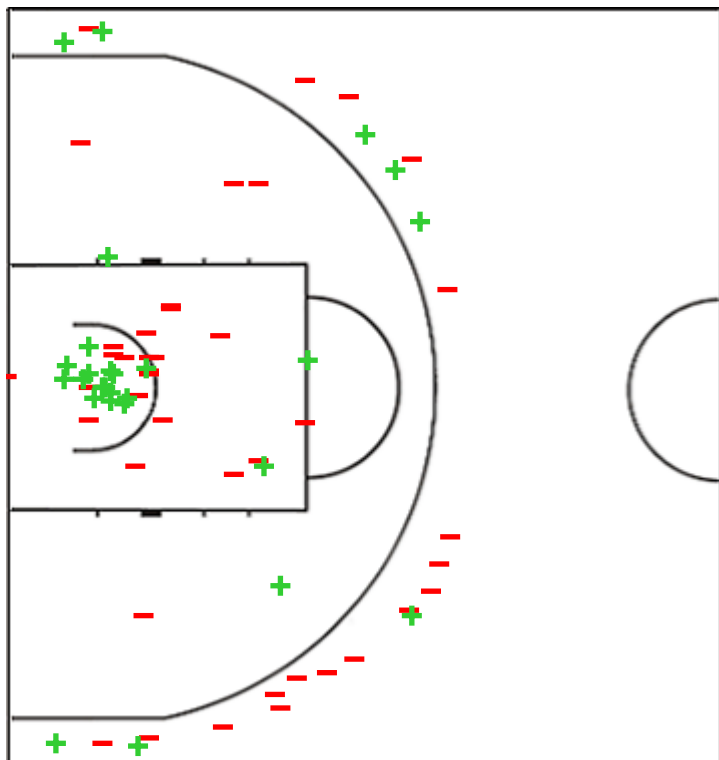
### PAN 70 vs 85 PUR

(20-15, 10-28, 26-26, 14-16)

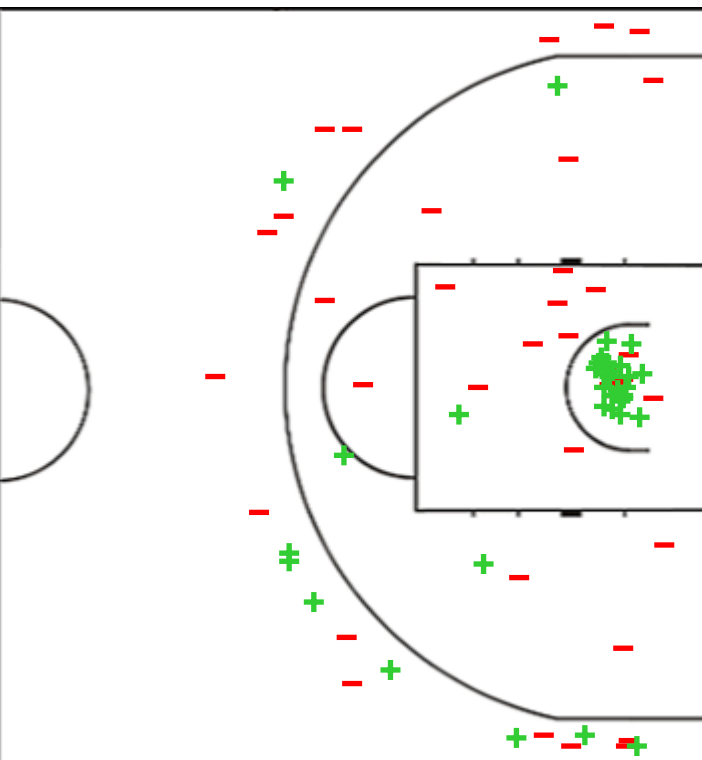
Scoring by 5 min intervals:

|            | Q1 |    | Q2 |    | Q3 |    | Q4 |    |
|------------|----|----|----|----|----|----|----|----|
| <b>PAN</b> | 2  | 20 | 27 | 30 | 43 | 56 | 61 | 70 |
| <b>PUR</b> | 4  | 15 | 24 | 43 | 59 | 69 | 79 | 85 |

PAN - Panama



PUR - Puerto Rico



| PAN         | M / A   | %  |
|-------------|---------|----|
| Fied Goals  | 27 / 68 | 40 |
| 2 Points    | 19 / 43 | 44 |
| 3 Points    | 8 / 25  | 32 |
| Free Throws | 8 / 15  | 53 |

| %  | M / A   | PUR         |
|----|---------|-------------|
| 47 | 35 / 74 | Fied Goals  |
| 53 | 27 / 51 | 2 Points    |
| 35 | 8 / 23  | 3 Points    |
| 64 | 7 / 11  | Free Throws |



## Shot Chart

### PAN 70 vs 85 PUR

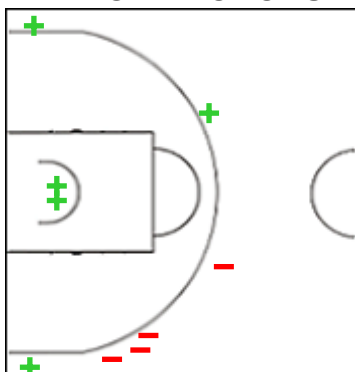
(20-15, 10-28, 26-26, 14-16)

Scoring by 5 min intervals:

|     | Q1 |    | Q2 |    | Q3 |    | Q4 |    |
|-----|----|----|----|----|----|----|----|----|
| PAN | 2  | 20 | 27 | 30 | 43 | 56 | 61 | 70 |
| PUR | 4  | 15 | 24 | 43 | 59 | 69 | 79 | 85 |

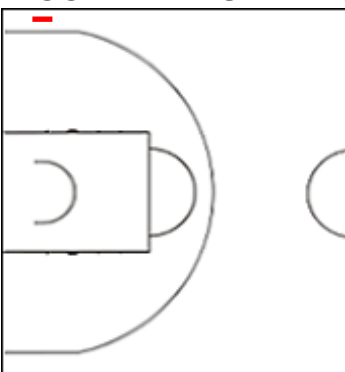
### PAN - Panama

#### 2 VERGARA OROCU Andres



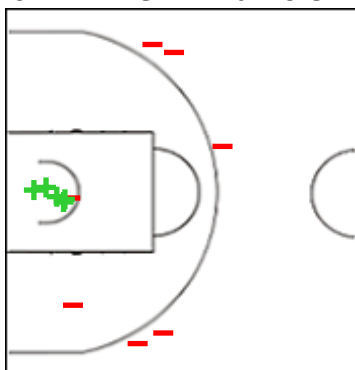
|             | M / A | %   |
|-------------|-------|-----|
| Fied Goals  | 5 / 9 | 56  |
| 2 Points    | 2 / 2 | 100 |
| 3 Points    | 3 / 7 | 43  |
| Free Throws | 2 / 3 | 67  |

#### 4 GONZALEZ SALINAS Ian



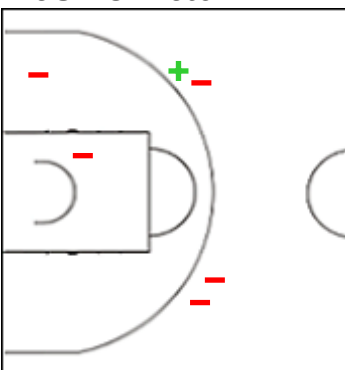
|             | M / A | % |
|-------------|-------|---|
| Fied Goals  | 0 / 1 | 0 |
| 2 Points    | 0 / 0 | 0 |
| 3 Points    | 0 / 1 | 0 |
| Free Throws | 0 / 0 | 0 |

#### 5 MACHORE Daniels Martin



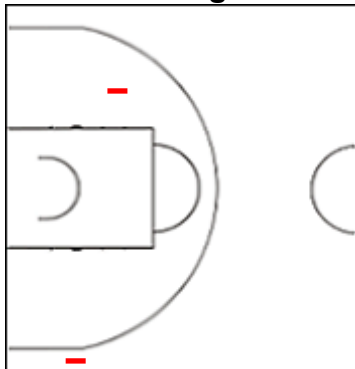
|             | M / A  | %  |
|-------------|--------|----|
| Fied Goals  | 5 / 12 | 42 |
| 2 Points    | 5 / 7  | 71 |
| 3 Points    | 0 / 5  | 0  |
| Free Throws | 0 / 0  | 0  |

#### 7 JULIO Victor



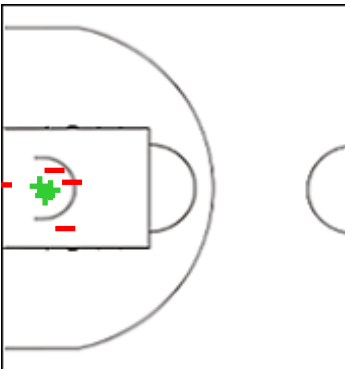
|             | M / A | %  |
|-------------|-------|----|
| Fied Goals  | 1 / 6 | 17 |
| 2 Points    | 0 / 2 | 0  |
| 3 Points    | 1 / 4 | 25 |
| Free Throws | 0 / 0 | 0  |

#### 10 ROCA Jorge



|             | M / A | % |
|-------------|-------|---|
| Fied Goals  | 0 / 2 | 0 |
| 2 Points    | 0 / 1 | 0 |
| 3 Points    | 0 / 1 | 0 |
| Free Throws | 0 / 0 | 0 |

#### 14 GONZÁLEZ Fernando



|             | M / A | %  |
|-------------|-------|----|
| Fied Goals  | 3 / 7 | 43 |
| 2 Points    | 3 / 7 | 43 |
| 3 Points    | 0 / 0 | 0  |
| Free Throws | 3 / 4 | 75 |



## Shot Chart

### PAN 70 vs 85 PUR

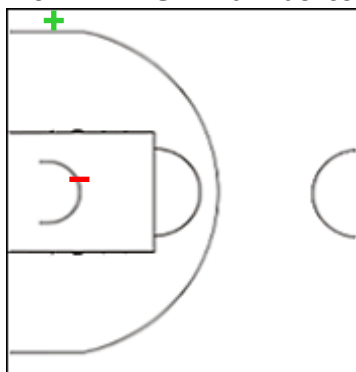
(20-15, 10-28, 26-26, 14-16)

Scoring by 5 min intervals:

|     | Q1 |    | Q2 |    | Q3 |    | Q4 |    |
|-----|----|----|----|----|----|----|----|----|
| PAN | 2  | 20 | 27 | 30 | 43 | 56 | 61 | 70 |
| PUR | 4  | 15 | 24 | 43 | 59 | 69 | 79 | 85 |

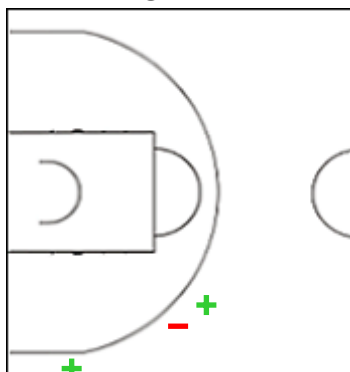
### PAN - Panama

#### 15 KENTISH Humberto



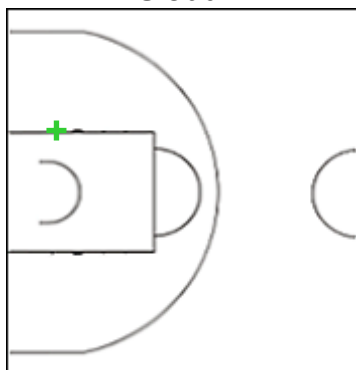
|             | M / A | %   |
|-------------|-------|-----|
| Fied Goals  | 1 / 2 | 50  |
| 2 Points    | 0 / 1 | 0   |
| 3 Points    | 1 / 1 | 100 |
| Free Throws | 2 / 4 | 50  |

#### 21 MC DONALD ALBA Lionel



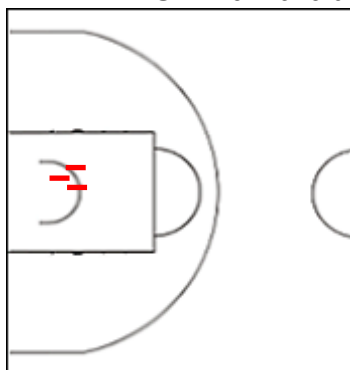
|             | M / A | %  |
|-------------|-------|----|
| Fied Goals  | 2 / 3 | 67 |
| 2 Points    | 0 / 0 | 0  |
| 3 Points    | 2 / 3 | 67 |
| Free Throws | 0 / 0 | 0  |

#### 22 LEWIS Juan



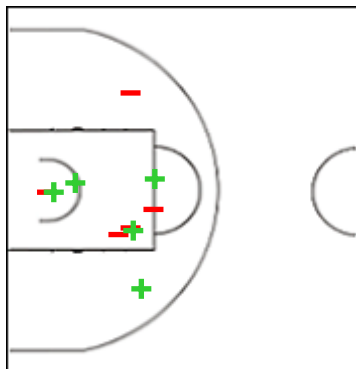
|             | M / A | %   |
|-------------|-------|-----|
| Fied Goals  | 1 / 1 | 100 |
| 2 Points    | 1 / 1 | 100 |
| 3 Points    | 0 / 0 | 0   |
| Free Throws | 0 / 0 | 0   |

#### 24 DE LEON Hamurabis



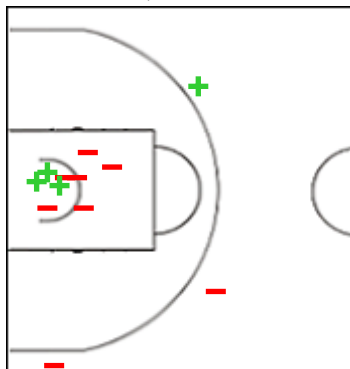
|             | M / A | % |
|-------------|-------|---|
| Fied Goals  | 0 / 3 | 0 |
| 2 Points    | 0 / 3 | 0 |
| 3 Points    | 0 / 0 | 0 |
| Free Throws | 0 / 0 | 0 |

#### 25 PERIÑAN Emanuel



|             | M / A  | %  |
|-------------|--------|----|
| Fied Goals  | 5 / 10 | 50 |
| 2 Points    | 5 / 10 | 50 |
| 3 Points    | 0 / 0  | 0  |
| Free Throws | 1 / 2  | 50 |

#### 44 BOSQUEZ Sebastian



|             | M / A  | %  |
|-------------|--------|----|
| Fied Goals  | 4 / 12 | 33 |
| 2 Points    | 3 / 9  | 33 |
| 3 Points    | 1 / 3  | 33 |
| Free Throws | 0 / 2  | 0  |



## Shot Chart

### PAN 70 vs 85 PUR

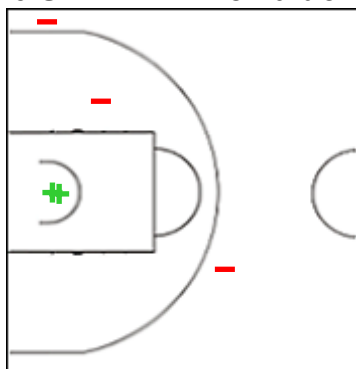
(20-15, 10-28, 26-26, 14-16)

Scoring by 5 min intervals:

|            | Q1 |    | Q2 |    | Q3 |    | Q4 |    |
|------------|----|----|----|----|----|----|----|----|
| <b>PAN</b> | 2  | 20 | 27 | 30 | 43 | 56 | 61 | 70 |
| <b>PUR</b> | 4  | 15 | 24 | 43 | 59 | 69 | 79 | 85 |

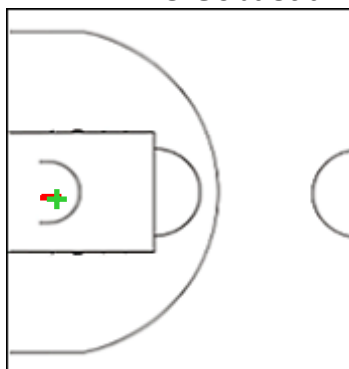
### PUR - Puerto Rico

#### 0 SANTANA Reinaldo



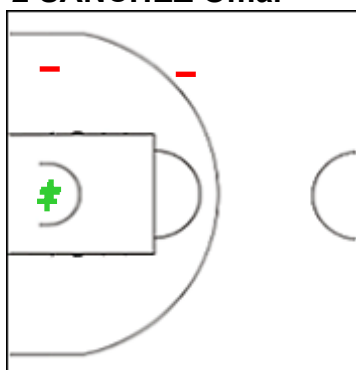
|             | M / A | %  |
|-------------|-------|----|
| Fied Goals  | 2 / 5 | 40 |
| 2 Points    | 2 / 3 | 67 |
| 3 Points    | 0 / 2 | 0  |
| Free Throws | 0 / 0 | 0  |

#### 1 NAZARIO Sebastian



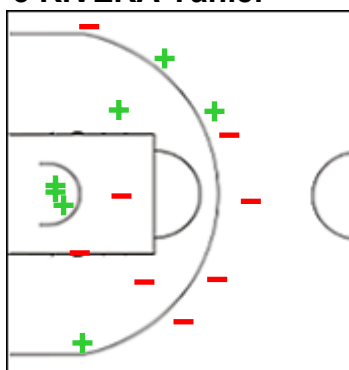
|             | M / A | %  |
|-------------|-------|----|
| Fied Goals  | 1 / 3 | 33 |
| 2 Points    | 1 / 3 | 33 |
| 3 Points    | 0 / 0 | 0  |
| Free Throws | 1 / 2 | 50 |

#### 2 SANCHEZ Omar



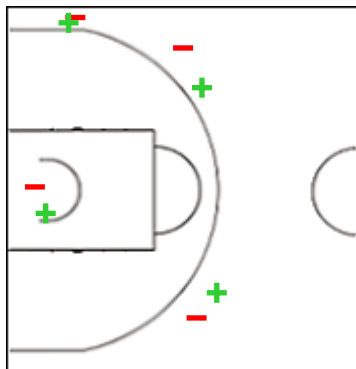
|             | M / A | %   |
|-------------|-------|-----|
| Fied Goals  | 3 / 5 | 60  |
| 2 Points    | 3 / 4 | 75  |
| 3 Points    | 0 / 1 | 0   |
| Free Throws | 2 / 2 | 100 |

#### 3 RIVERA Yaniel



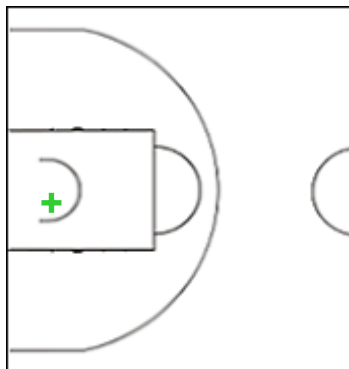
|             | M / A  | %   |
|-------------|--------|-----|
| Fied Goals  | 7 / 15 | 47  |
| 2 Points    | 5 / 8  | 63  |
| 3 Points    | 2 / 7  | 29  |
| Free Throws | 2 / 2  | 100 |

#### 5 ORTIZ Jose Andres



|             | M / A | %  |
|-------------|-------|----|
| Fied Goals  | 4 / 8 | 50 |
| 2 Points    | 1 / 2 | 50 |
| 3 Points    | 3 / 6 | 50 |
| Free Throws | 0 / 0 | 0  |

#### 10 MINCY Jerome



|             | M / A | %   |
|-------------|-------|-----|
| Fied Goals  | 1 / 1 | 100 |
| 2 Points    | 1 / 1 | 100 |
| 3 Points    | 0 / 0 | 0   |
| Free Throws | 0 / 0 | 0   |



## Shot Chart

### PAN 70 vs 85 PUR

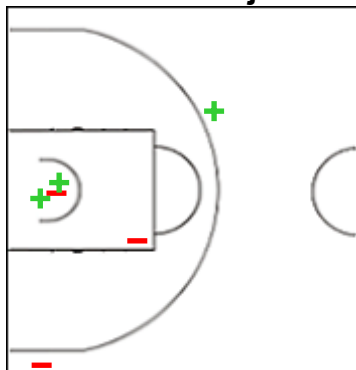
(20-15, 10-28, 26-26, 14-16)

Scoring by 5 min intervals:

|            | Q1 |    | Q2 |    | Q3 |    | Q4 |    |
|------------|----|----|----|----|----|----|----|----|
| <b>PAN</b> | 2  | 20 | 27 | 30 | 43 | 56 | 61 | 70 |
| <b>PUR</b> | 4  | 15 | 24 | 43 | 59 | 69 | 79 | 85 |

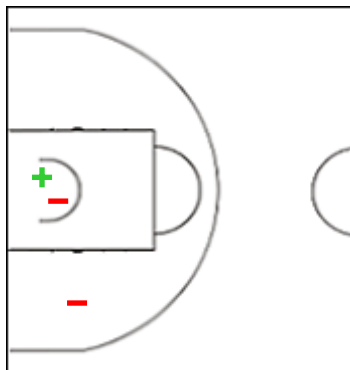
### PUR - Puerto Rico

#### 11 SANTOS Alejandro



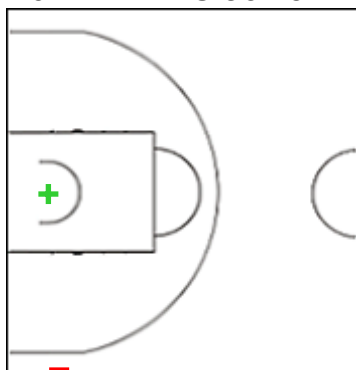
|             | M / A | %  |
|-------------|-------|----|
| Fied Goals  | 3 / 6 | 50 |
| 2 Points    | 2 / 4 | 50 |
| 3 Points    | 1 / 2 | 50 |
| Free Throws | 0 / 0 | 0  |

#### 12 GONZALEZ Davian



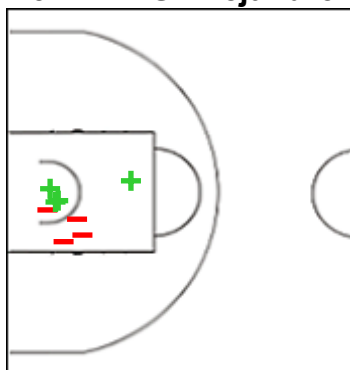
|             | M / A | %  |
|-------------|-------|----|
| Fied Goals  | 1 / 3 | 33 |
| 2 Points    | 1 / 3 | 33 |
| 3 Points    | 0 / 0 | 0  |
| Free Throws | 0 / 0 | 0  |

#### 13 ACEVEDO Joviel



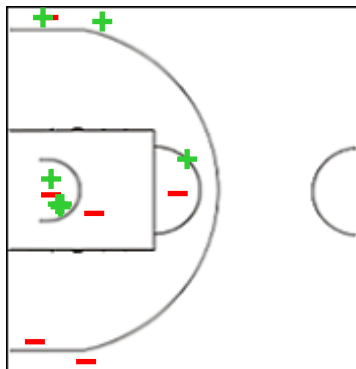
|             | M / A | %   |
|-------------|-------|-----|
| Fied Goals  | 1 / 2 | 50  |
| 2 Points    | 1 / 1 | 100 |
| 3 Points    | 0 / 1 | 0   |
| Free Throws | 0 / 0 | 0   |

#### 15 AVILES Alejandro



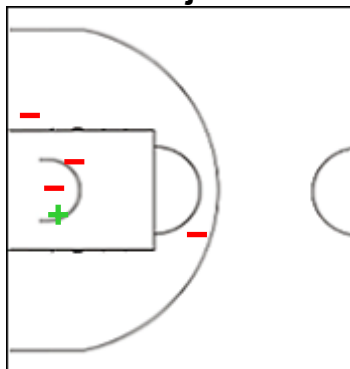
|             | M / A | %  |
|-------------|-------|----|
| Fied Goals  | 4 / 8 | 50 |
| 2 Points    | 4 / 8 | 50 |
| 3 Points    | 0 / 0 | 0  |
| Free Throws | 2 / 4 | 50 |

#### 20 ORTIZ Edir



|             | M / A  | %  |
|-------------|--------|----|
| Fied Goals  | 7 / 13 | 54 |
| 2 Points    | 5 / 9  | 56 |
| 3 Points    | 2 / 4  | 50 |
| Free Throws | 0 / 1  | 0  |

#### 21 NOA Alejandro



|             | M / A | %  |
|-------------|-------|----|
| Fied Goals  | 1 / 5 | 20 |
| 2 Points    | 1 / 5 | 20 |
| 3 Points    | 0 / 0 | 0  |
| Free Throws | 0 / 0 | 0  |



# Centrobasket U17 Championship 2021

Game Date: WED 08 DEC 2021  
Game Time: 14:30

Game No: A/2  
Attendance: 10  
Game Duration: 01:54

## Shot Chart

### PAN 70 vs 85 PUR

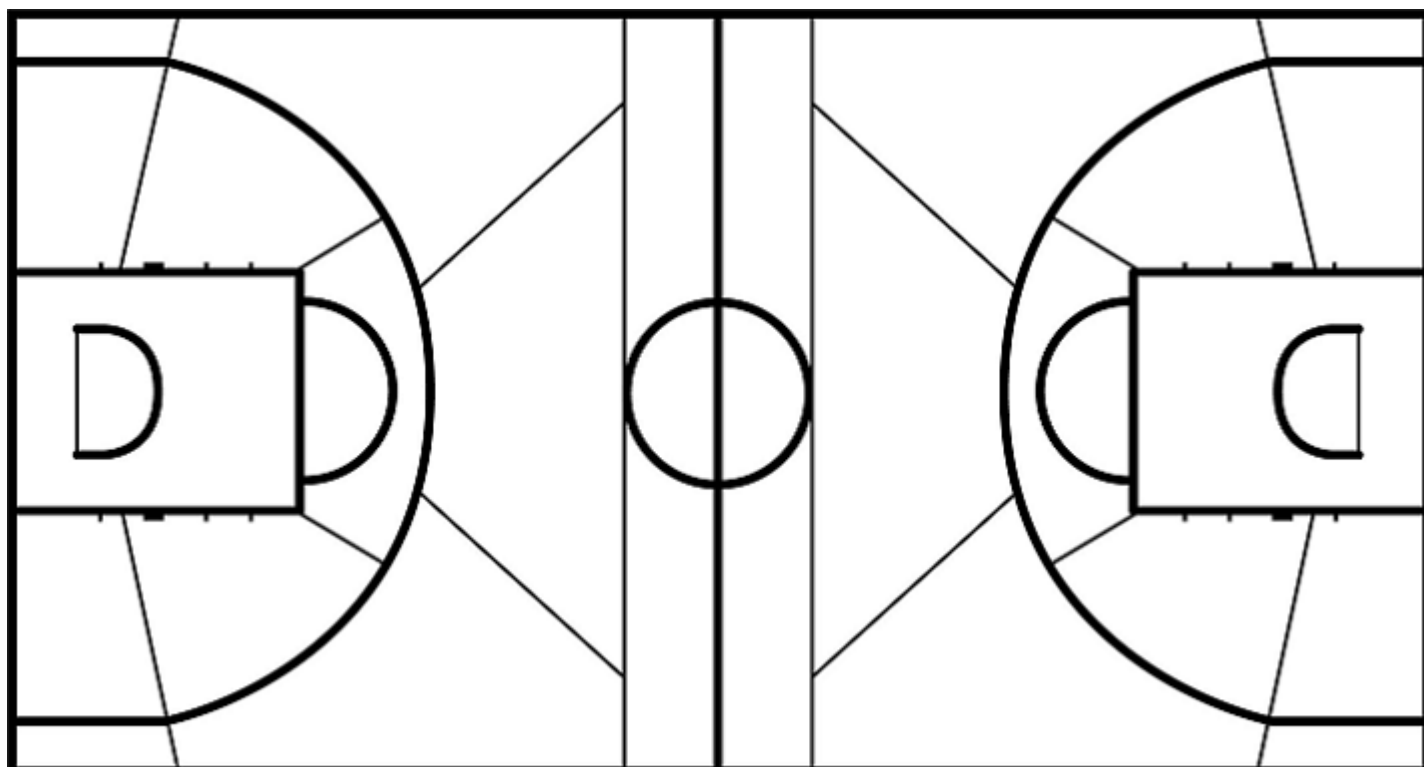
(20-15, 10-28, 26-26, 14-16)

Scoring by 5 min intervals:

|     | Q1 |    | Q2 |    | Q3 |    | Q4 |    |
|-----|----|----|----|----|----|----|----|----|
| PAN | 2  | 20 | 27 | 30 | 43 | 56 | 61 | 70 |
| PUR | 4  | 15 | 24 | 43 | 59 | 69 | 79 | 85 |

PAN - Panama

PUR - Puerto Rico



|             | M / A   | %  |
|-------------|---------|----|
| Fied Goals  | 27 / 68 | 40 |
| 2 Points    | 19 / 43 | 44 |
| 3 Points    | 8 / 25  | 32 |
| Free Throws | 8 / 15  | 53 |

| %  | M / A   |             |
|----|---------|-------------|
| 47 | 35 / 74 | Fied Goals  |
| 53 | 27 / 51 | 2 Points    |
| 35 | 8 / 23  | 3 Points    |
| 64 | 7 / 11  | Free Throws |