



Shot Chart

PAN 82 vs 76 JAM

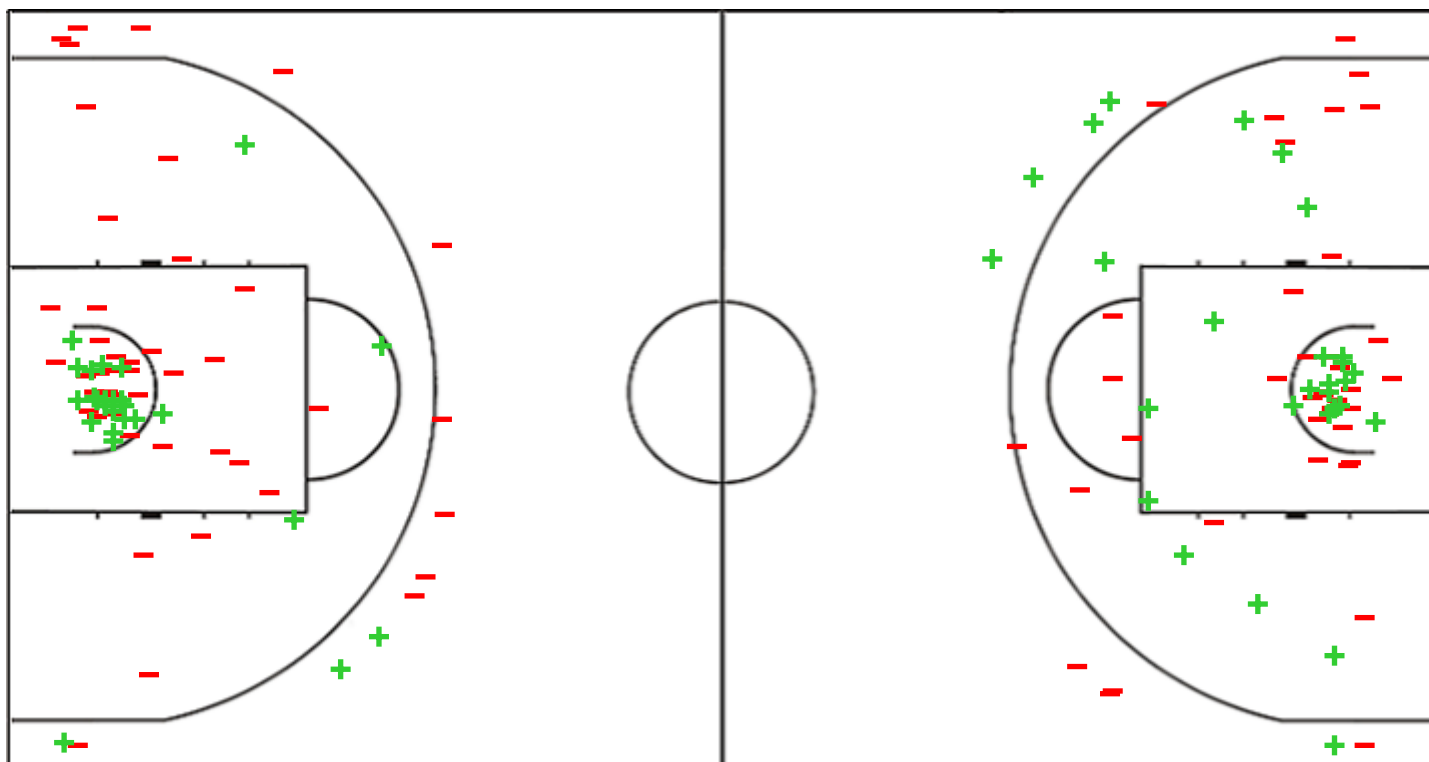
(21-23, 22-16, 24-19, 15-18)

Scoring by 5 min intervals:

| | Q1 | | Q2 | | Q3 | | Q4 | |
|------------|----|----|----|----|----|----|----|----|
| PAN | 12 | 21 | 30 | 43 | 51 | 67 | 75 | 82 |
| JAM | 14 | 23 | 34 | 39 | 50 | 58 | 62 | 76 |

PAN - Panama

JAM - Jamaica



| PAN | M / A | % |
|-------------|---------|----|
| Fied Goals | 26 / 72 | 36 |
| 2 Points | 23 / 58 | 40 |
| 3 Points | 3 / 14 | 21 |
| Free Throws | 27 / 34 | 79 |

| % | M / A | JAM |
|----|---------|-------------|
| 42 | 28 / 67 | Fied Goals |
| 41 | 23 / 56 | 2 Points |
| 45 | 5 / 11 | 3 Points |
| 79 | 15 / 19 | Free Throws |



Shot Chart

PAN 82 vs 76 JAM

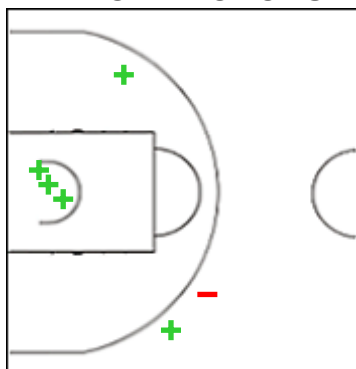
(21-23, 22-16, 24-19, 15-18)

Scoring by 5 min intervals:

| | Q1 | | Q2 | | Q3 | | Q4 | |
|-----|----|----|----|----|----|----|----|----|
| PAN | 12 | 21 | 30 | 43 | 51 | 67 | 75 | 82 |
| JAM | 14 | 23 | 34 | 39 | 50 | 58 | 62 | 76 |

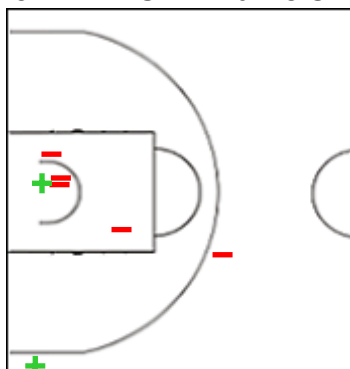
PAN - Panama

2 VERGARA OROCU Andres



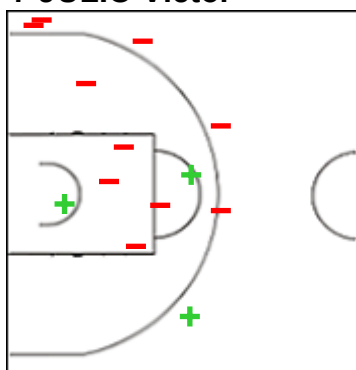
| | M / A | % |
|-------------|-------|-----|
| Fied Goals | 5 / 6 | 83 |
| 2 Points | 4 / 4 | 100 |
| 3 Points | 1 / 2 | 50 |
| Free Throws | 0 / 0 | 0 |

5 MACHORE Daniels Martin



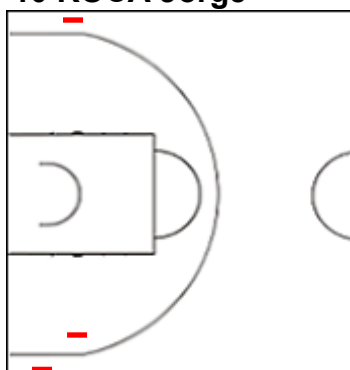
| | M / A | % |
|-------------|-------|-----|
| Fied Goals | 2 / 7 | 29 |
| 2 Points | 1 / 5 | 20 |
| 3 Points | 1 / 2 | 50 |
| Free Throws | 4 / 4 | 100 |

7 JULIO Victor



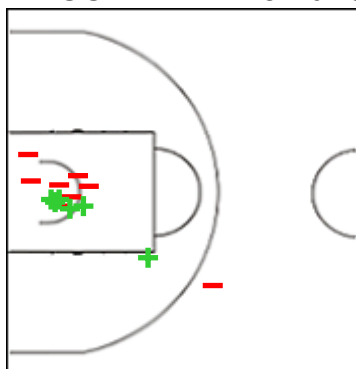
| | M / A | % |
|-------------|--------|-----|
| Fied Goals | 3 / 13 | 23 |
| 2 Points | 2 / 7 | 29 |
| 3 Points | 1 / 6 | 17 |
| Free Throws | 5 / 5 | 100 |

10 ROCA Jorge



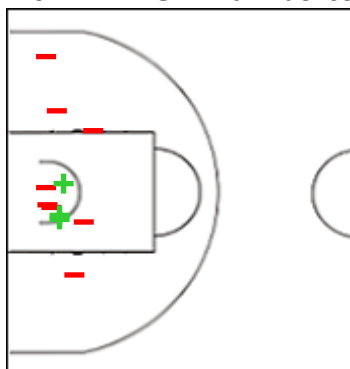
| | M / A | % |
|-------------|-------|---|
| Fied Goals | 0 / 3 | 0 |
| 2 Points | 0 / 1 | 0 |
| 3 Points | 0 / 2 | 0 |
| Free Throws | 0 / 0 | 0 |

14 GONZÁLEZ Fernando



| | M / A | % |
|-------------|--------|-----|
| Fied Goals | 6 / 14 | 43 |
| 2 Points | 6 / 13 | 46 |
| 3 Points | 0 / 1 | 0 |
| Free Throws | 2 / 2 | 100 |

15 KENTISH Humberto



| | M / A | % |
|-------------|---------|----|
| Fied Goals | 3 / 11 | 27 |
| 2 Points | 3 / 11 | 27 |
| 3 Points | 0 / 0 | 0 |
| Free Throws | 10 / 12 | 83 |



Shot Chart

PAN 82 vs 76 JAM

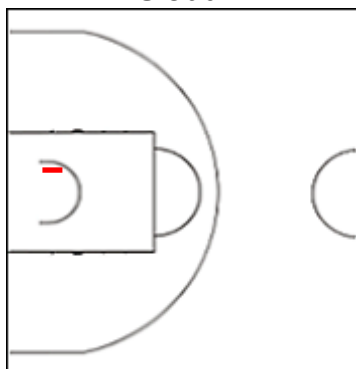
(21-23, 22-16, 24-19, 15-18)

Scoring by 5 min intervals:

| | Q1 | | Q2 | | Q3 | | Q4 | |
|------------|----|----|----|----|----|----|----|----|
| PAN | 12 | 21 | 30 | 43 | 51 | 67 | 75 | 82 |
| JAM | 14 | 23 | 34 | 39 | 50 | 58 | 62 | 76 |

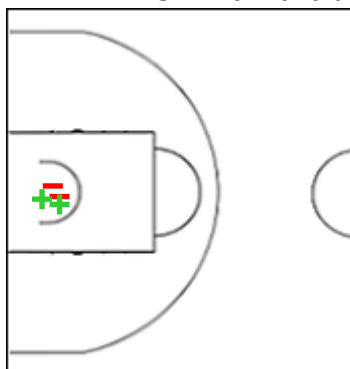
PAN - Panama

22 LEWIS Juan



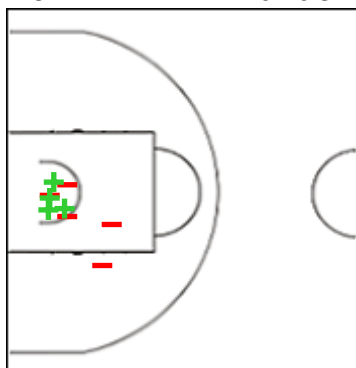
| | M / A | % |
|-------------|-------|---|
| Fied Goals | 0 / 1 | 0 |
| 2 Points | 0 / 1 | 0 |
| 3 Points | 0 / 0 | 0 |
| Free Throws | 0 / 0 | 0 |

24 DE LEON Hamurabis



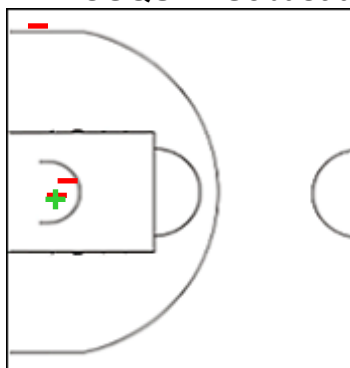
| | M / A | % |
|-------------|-------|----|
| Fied Goals | 2 / 4 | 50 |
| 2 Points | 2 / 4 | 50 |
| 3 Points | 0 / 0 | 0 |
| Free Throws | 1 / 2 | 50 |

25 PERIÑAN Emanuel



| | M / A | % |
|-------------|-------|----|
| Fied Goals | 4 / 9 | 44 |
| 2 Points | 4 / 9 | 44 |
| 3 Points | 0 / 0 | 0 |
| Free Throws | 0 / 3 | 0 |

44 BOSQUEZ Sebastian



| | M / A | % |
|-------------|-------|-----|
| Fied Goals | 1 / 4 | 25 |
| 2 Points | 1 / 3 | 33 |
| 3 Points | 0 / 1 | 0 |
| Free Throws | 2 / 2 | 100 |



Shot Chart

PAN 82 vs 76 JAM

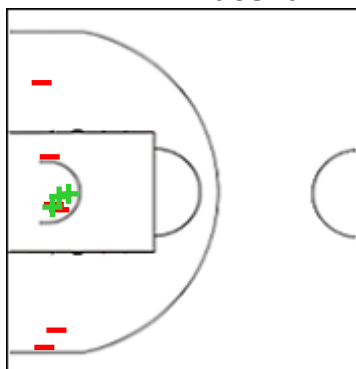
(21-23, 22-16, 24-19, 15-18)

Scoring by 5 min intervals:

| | Q1 | | Q2 | | Q3 | | Q4 | |
|------------|----|----|----|----|----|----|----|----|
| PAN | 12 | 21 | 30 | 43 | 51 | 67 | 75 | 82 |
| JAM | 14 | 23 | 34 | 39 | 50 | 58 | 62 | 76 |

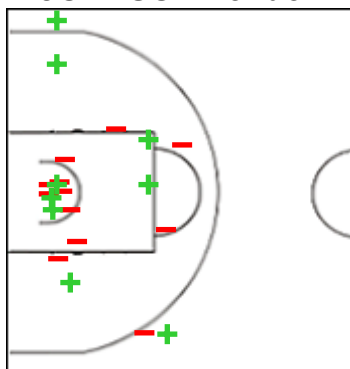
JAM - Jamaica

1 HANNAM Daeshawn



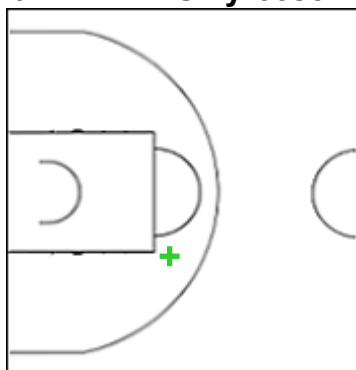
| | M / A | % |
|-------------|-------|----|
| Fied Goals | 3 / 9 | 33 |
| 2 Points | 3 / 9 | 33 |
| 3 Points | 0 / 0 | 0 |
| Free Throws | 0 / 0 | 0 |

2 JOHNSON London



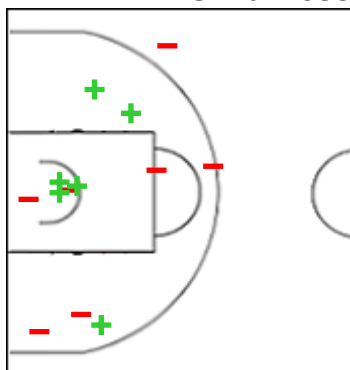
| | M / A | % |
|-------------|---------|----|
| Fied Goals | 9 / 21 | 43 |
| 2 Points | 7 / 18 | 39 |
| 3 Points | 2 / 3 | 67 |
| Free Throws | 14 / 15 | 93 |

9 WILLIAMS Tyreese



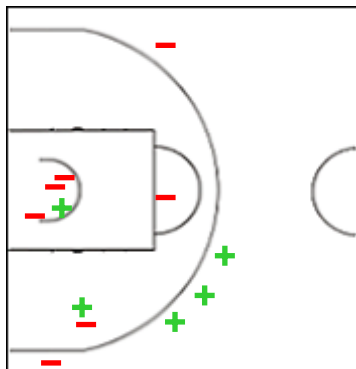
| | M / A | % |
|-------------|-------|-----|
| Fied Goals | 1 / 1 | 100 |
| 2 Points | 1 / 1 | 100 |
| 3 Points | 0 / 0 | 0 |
| Free Throws | 0 / 0 | 0 |

11 TRAVERS Flawless



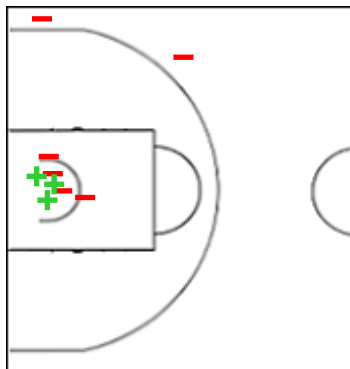
| | M / A | % |
|-------------|--------|----|
| Fied Goals | 6 / 13 | 46 |
| 2 Points | 6 / 12 | 50 |
| 3 Points | 0 / 1 | 0 |
| Free Throws | 0 / 2 | 0 |

14 MCDONALD Marcus



| | M / A | % |
|-------------|--------|----|
| Fied Goals | 5 / 12 | 42 |
| 2 Points | 2 / 7 | 29 |
| 3 Points | 3 / 5 | 60 |
| Free Throws | 0 / 0 | 0 |

22 MILLIS Romareo



| | M / A | % |
|-------------|-------|----|
| Fied Goals | 3 / 9 | 33 |
| 2 Points | 3 / 7 | 43 |
| 3 Points | 0 / 2 | 0 |
| Free Throws | 0 / 0 | 0 |



Centrobasket U17 Championship 2021

Game Date: SUN 12 DEC 2021
Game Time: 14:30

Game No: 18
Attendance: 20
Game Duration: 02:01

Shot Chart

PAN 82 vs 76 JAM

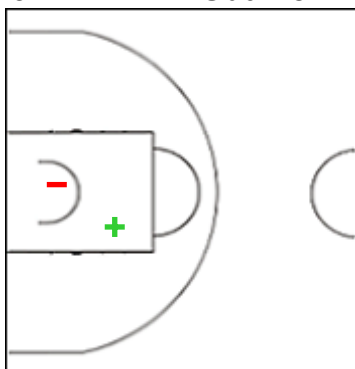
(21-23, 22-16, 24-19, 15-18)

Scoring by 5 min intervals:

| | Q1 | | Q2 | | Q3 | | Q4 | |
|-----|----|----|----|----|----|----|----|----|
| PAN | 12 | 21 | 30 | 43 | 51 | 67 | 75 | 82 |
| JAM | 14 | 23 | 34 | 39 | 50 | 58 | 62 | 76 |

JAM - Jamaica

32 CLAHAR Odaine



| | M / A | % |
|-------------|-------|----|
| Fied Goals | 1 / 2 | 50 |
| 2 Points | 1 / 2 | 50 |
| 3 Points | 0 / 0 | 0 |
| Free Throws | 1 / 2 | 50 |



Centrobasket U17 Championship 2021

Game Date: SUN 12 DEC 2021
Game Time: 14:30

Game No: 18
Attendance: 20
Game Duration: 02:01

Shot Chart

PAN 82 vs 76 JAM

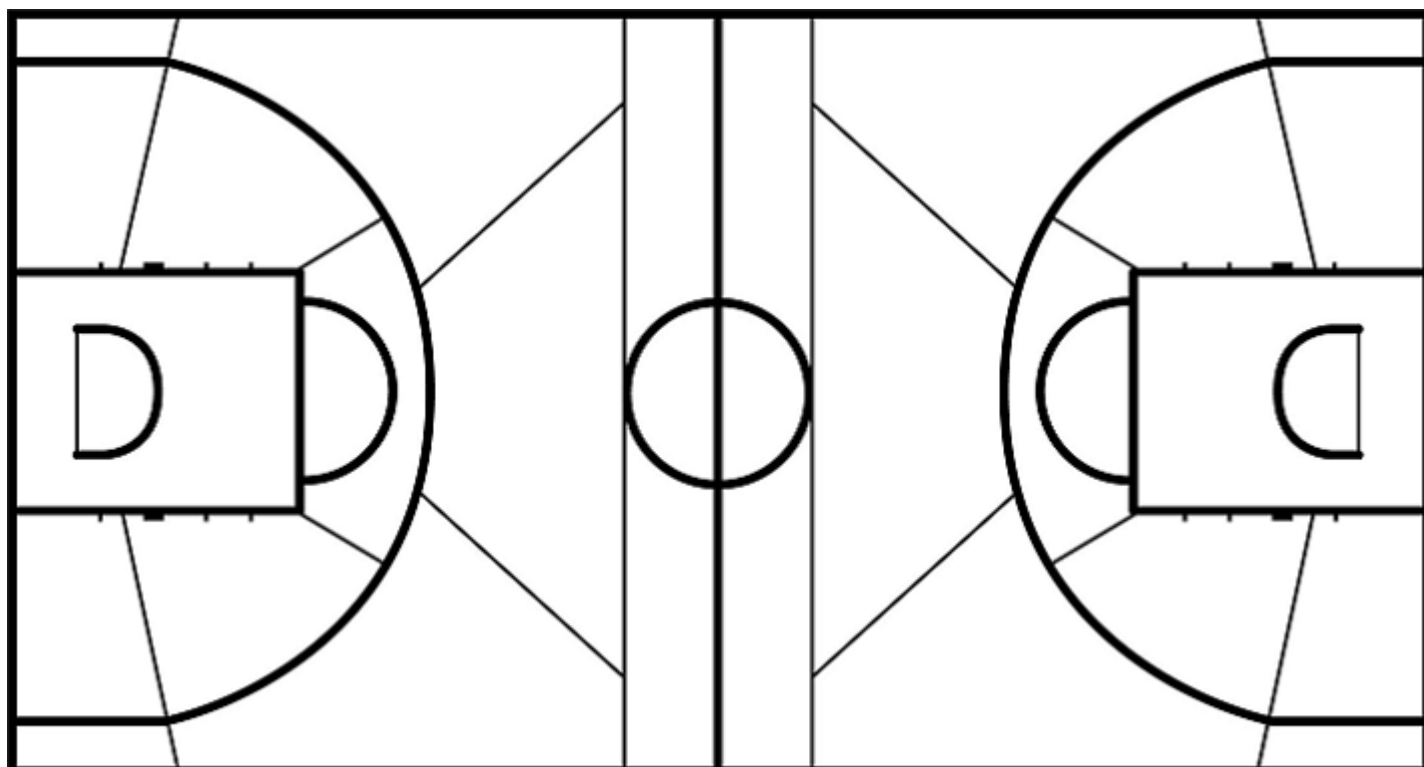
(21-23, 22-16, 24-19, 15-18)

Scoring by 5 min intervals:

| | Q1 | | Q2 | | Q3 | | Q4 | |
|-----|----|----|----|----|----|----|----|----|
| PAN | 12 | 21 | 30 | 43 | 51 | 67 | 75 | 82 |
| JAM | 14 | 23 | 34 | 39 | 50 | 58 | 62 | 76 |

PAN - Panama

JAM - Jamaica



| | M / A | % |
|-------------|---------|----|
| Fied Goals | 26 / 72 | 36 |
| 2 Points | 23 / 58 | 40 |
| 3 Points | 3 / 14 | 21 |
| Free Throws | 27 / 34 | 79 |

| % | M / A | |
|----|---------|-------------|
| 42 | 28 / 67 | Fied Goals |
| 41 | 23 / 56 | 2 Points |
| 45 | 5 / 11 | 3 Points |
| 79 | 15 / 19 | Free Throws |