

Shot Chart

CAN 80 vs 71 LTU

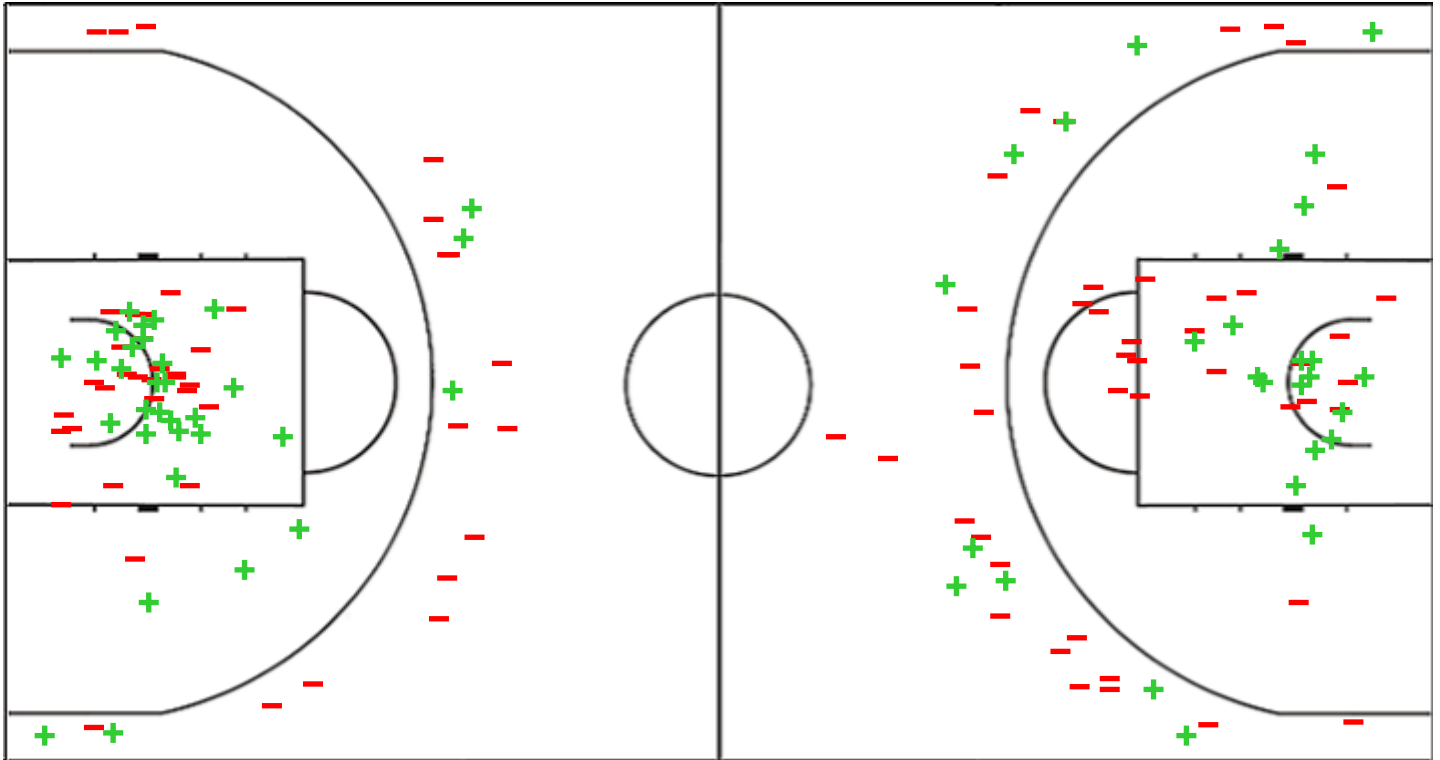
(17-16, 15-26, 19-13, 29-16)

Scoring by 5 min intervals:

	Q1		Q2		Q3		Q4	
CAN	5	17	24	32	36	51	59	80
LTU	11	16	22	42	50	55	60	71

CAN - Canada

LTU - Lithuania



CAN	M / A	%
Fied Goals	32 / 75	43
2 Points	27 / 54	50
3 Points	5 / 21	24
Free Throws	11 / 18	61

%	M / A	LTU
38	27 / 71	Fied Goals
44	17 / 39	2 Points
31	10 / 32	3 Points
64	7 / 11	Free Throws

GLOBAL PARTNERS



Shot Chart

CAN 80 vs 71 LTU

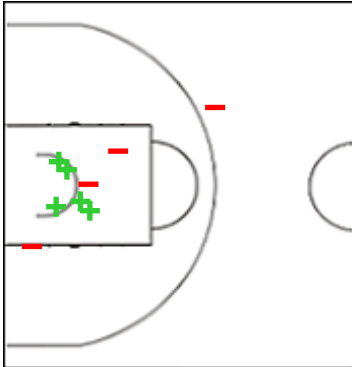
(17-16, 15-26, 19-13, 29-16)

Scoring by 5 min intervals:

	Q1		Q2		Q3		Q4	
CAN	5	17	24	32	36	51	59	80
LTU	11	16	22	42	50	55	60	71

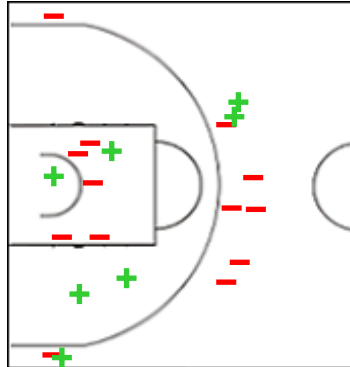
CAN - Canada

4 FISHER Elijah



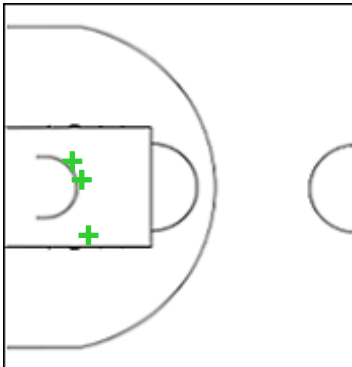
	M / A	%
Fied Goals	5 / 9	56
2 Points	5 / 8	63
3 Points	0 / 1	0
Free Throws	1 / 2	50

5 HOUSTAN Caleb



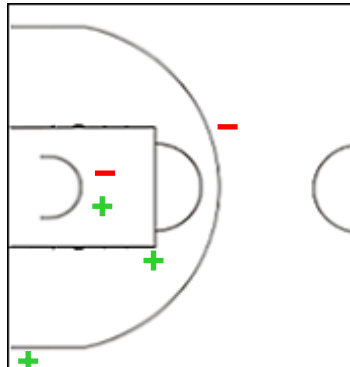
	M / A	%
Fied Goals	7 / 20	35
2 Points	4 / 9	44
3 Points	3 / 11	27
Free Throws	1 / 1	100

6 OWUSU-ANANE Nana



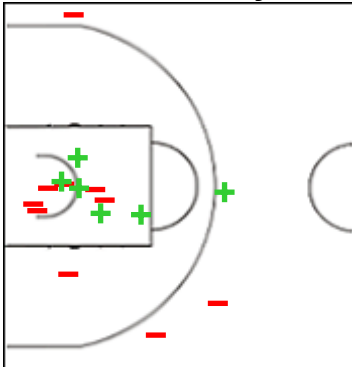
	M / A	%
Fied Goals	3 / 3	100
2 Points	3 / 3	100
3 Points	0 / 0	0
Free Throws	0 / 0	0

8 PROSPER Olivier-Maxence



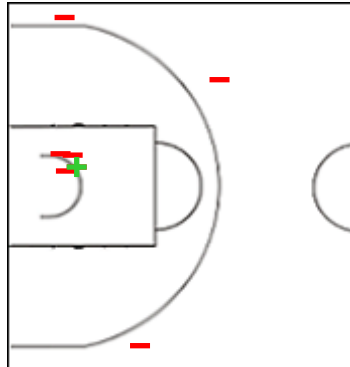
	M / A	%
Fied Goals	3 / 5	60
2 Points	2 / 3	67
3 Points	1 / 2	50
Free Throws	0 / 0	0

9 NEMBARD Ryan



	M / A	%
Fied Goals	6 / 16	38
2 Points	5 / 12	42
3 Points	1 / 4	25
Free Throws	5 / 5	100

11 MATHURIN Benedict



	M / A	%
Fied Goals	1 / 8	13
2 Points	1 / 5	20
3 Points	0 / 3	0
Free Throws	2 / 2	100



Shot Chart

CAN 80 vs 71 LTU

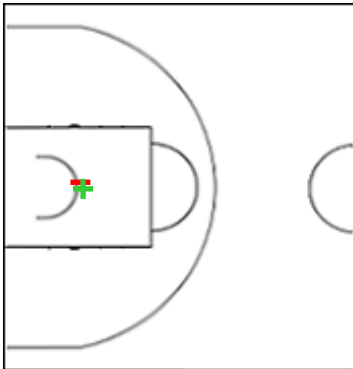
(17-16, 15-26, 19-13, 29-16)

Scoring by 5 min intervals:

	Q1		Q2		Q3		Q4	
CAN	5	17	24	32	36	51	59	80
LTU	11	16	22	42	50	55	60	71

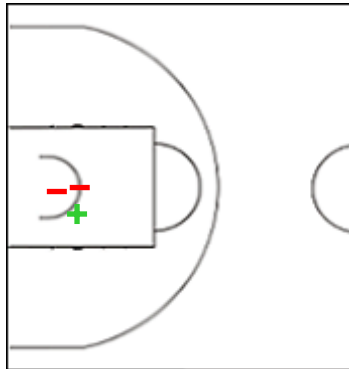
CAN - Canada

12 KALAMBAY Enoch



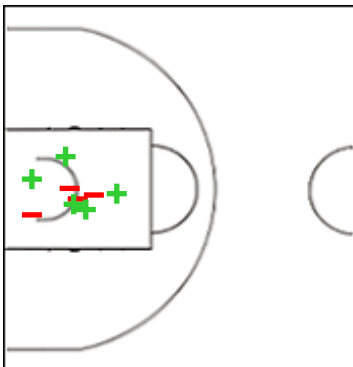
	M / A	%
Fied Goals	1 / 2	50
2 Points	1 / 2	50
3 Points	0 / 0	0
Free Throws	0 / 0	0

14 BEDIAKO Charles



	M / A	%
Fied Goals	1 / 3	33
2 Points	1 / 3	33
3 Points	0 / 0	0
Free Throws	0 / 0	0

15 EDEY Zach



	M / A	%
Fied Goals	5 / 9	56
2 Points	5 / 9	56
3 Points	0 / 0	0
Free Throws	2 / 8	25

GLOBAL PARTNERS



Shot Chart

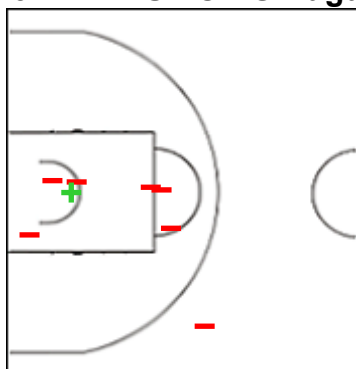
CAN 80 vs 71 LTU (17-16, 15-26, 19-13, 29-16)

Scoring by 5 min intervals:

	Q1		Q2		Q3		Q4	
CAN	5	17	24	32	36	51	59	80
LTU	11	16	22	42	50	55	60	71

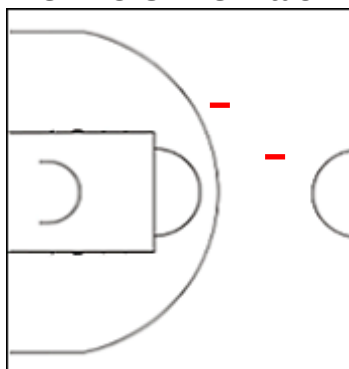
LTU - Lithuania

3 MARCIULIONIS Augustas



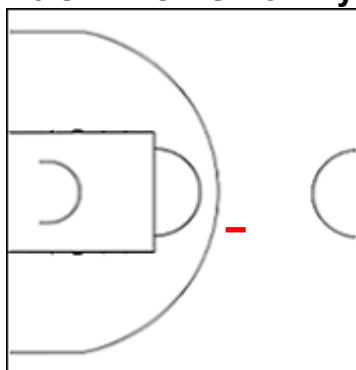
	M / A	%
Fied Goals	1 / 8	13
2 Points	1 / 7	14
3 Points	0 / 1	0
Free Throws	3 / 4	75

7 SARGIUNAS Titas



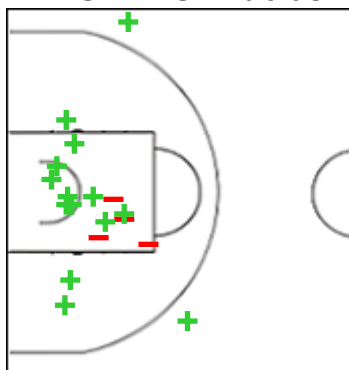
	M / A	%
Fied Goals	0 / 2	0
2 Points	0 / 0	0
3 Points	0 / 2	0
Free Throws	0 / 0	0

10 STENIONIS Dominykas



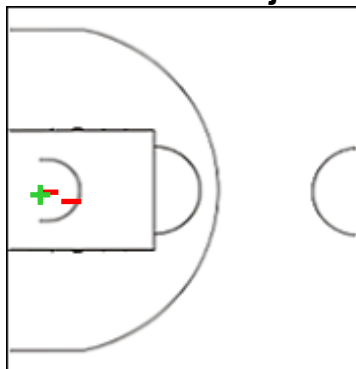
	M / A	%
Fied Goals	0 / 1	0
2 Points	0 / 0	0
3 Points	0 / 1	0
Free Throws	0 / 0	0

11 TUBELIS Azuolas



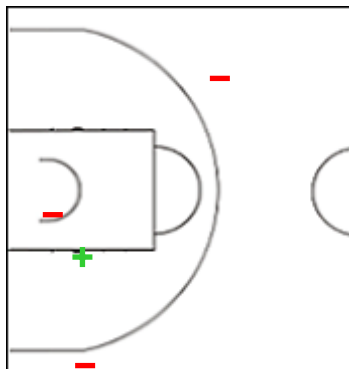
	M / A	%
Fied Goals	14 / 18	78
2 Points	12 / 16	75
3 Points	2 / 2	100
Free Throws	2 / 3	67

14 KRIVAS Motiejus



	M / A	%
Fied Goals	1 / 3	33
2 Points	1 / 3	33
3 Points	0 / 0	0
Free Throws	0 / 0	0

15 JOCIUS Rokas



	M / A	%
Fied Goals	1 / 4	25
2 Points	1 / 2	50
3 Points	0 / 2	0
Free Throws	0 / 2	0

Shot Chart

CAN 80 vs 71 LTU

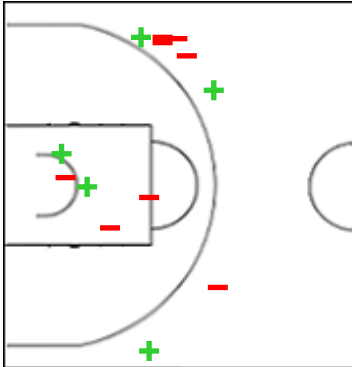
(17-16, 15-26, 19-13, 29-16)

Scoring by 5 min intervals:

	Q1		Q2		Q3		Q4	
CAN	5	17	24	32	36	51	59	80
LTU	11	16	22	42	50	55	60	71

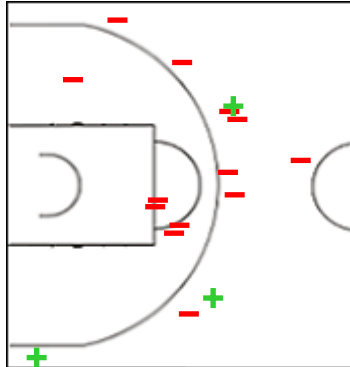
LTU - Lithuania

17 RUBSTAVICIUS Mantas



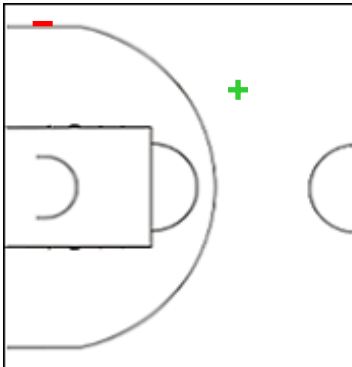
	M / A	%
Fied Goals	5 / 13	38
2 Points	2 / 5	40
3 Points	3 / 8	38
Free Throws	2 / 2	100

18 PIVORIUS Hubertas



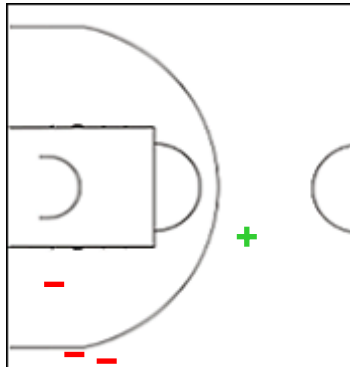
	M / A	%
Fied Goals	3 / 16	19
2 Points	0 / 5	0
3 Points	3 / 11	27
Free Throws	0 / 0	0

24 RUBINAS Jokubas



	M / A	%
Fied Goals	1 / 2	50
2 Points	0 / 0	0
3 Points	1 / 2	50
Free Throws	0 / 0	0

45 LELEVICIUS Liutauras



	M / A	%
Fied Goals	1 / 4	25
2 Points	0 / 1	0
3 Points	1 / 3	33
Free Throws	0 / 0	0

GLOBAL PARTNERS





Shot Chart

CAN 80 vs 71 LTU

(17-16, 15-26, 19-13, 29-16)

Scoring by 5 min intervals:

	Q1		Q2		Q3		Q4	
CAN	5	17	24	32	36	51	59	80
LTU	11	16	22	42	50	55	60	71

CAN - Canada

LTU - Lithuania



	M / A	%
Fied Goals	32 / 75	43
2 Points	27 / 54	50
3 Points	5 / 21	24
Free Throws	11 / 18	61

%	M / A	
38	27 / 71	Fied Goals
44	17 / 39	2 Points
31	10 / 32	3 Points
64	7 / 11	Free Throws

GLOBAL PARTNERS

