



Shot Chart

LTU 95 vs 63 JPN

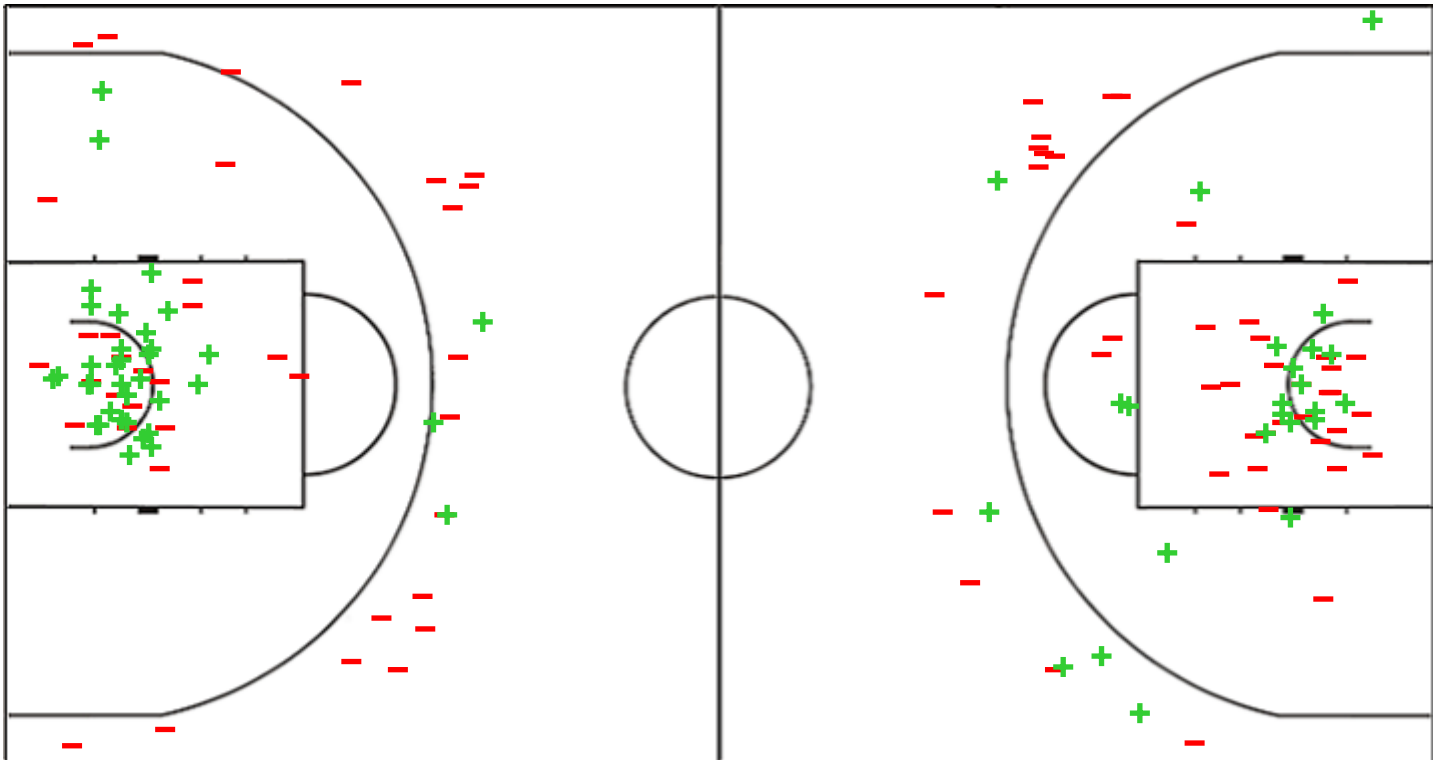
(28-13, 29-19, 21-9, 17-22)

Scoring by 5 min intervals:

	Q1		Q2		Q3		Q4	
LTU	13	28	43	57	71	78	85	95
JPN	7	13	24	32	37	41	53	63

LTU - Lithuania

JPN - Japan



LTU	M / A	%
Fied Goals	38 / 75	51
2 Points	35 / 54	65
3 Points	3 / 21	14
Free Throws	16 / 24	67

%	M / A	JPN
36	24 / 66	Fied Goals
38	18 / 47	2 Points
32	6 / 19	3 Points
100	9 / 9	Free Throws

GLOBAL PARTNERS



## Shot Chart

### LTU 95 vs 63 JPN

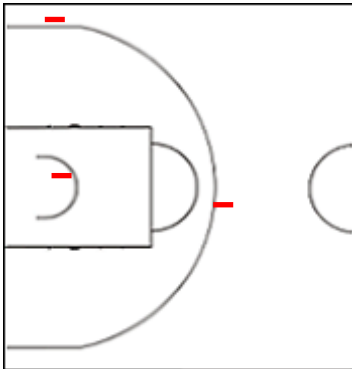
(28-13, 29-19, 21-9, 17-22)

Scoring by 5 min intervals:

	Q1		Q2		Q3		Q4	
<b>LTU</b>	13	28	43	57	71	78	85	95
<b>JPN</b>	7	13	24	32	37	41	53	63

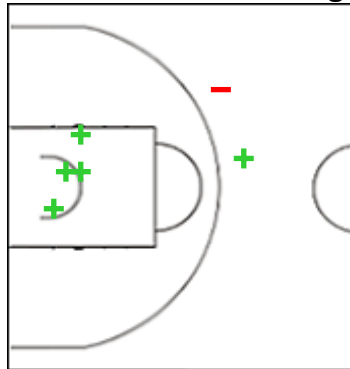
### LTU - Lithuania

#### 1 KNEIZYS Radvilas



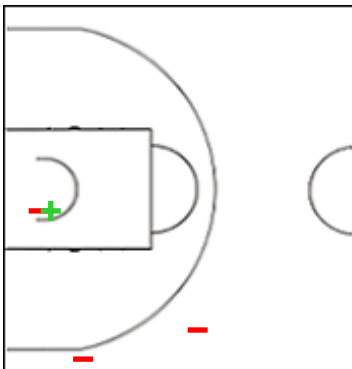
	M / A	%
Fied Goals	0 / 3	0
2 Points	0 / 1	0
3 Points	0 / 2	0
Free Throws	0 / 0	0

#### 3 MARCIULIONIS Augustas



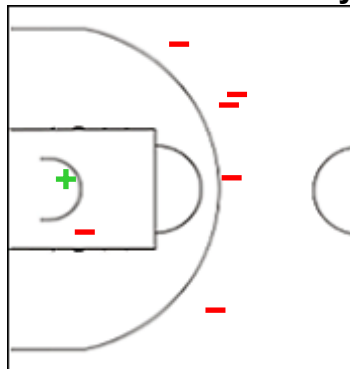
	M / A	%
Fied Goals	5 / 6	83
2 Points	4 / 4	100
3 Points	1 / 2	50
Free Throws	2 / 2	100

#### 7 SARGIUNAS Titas



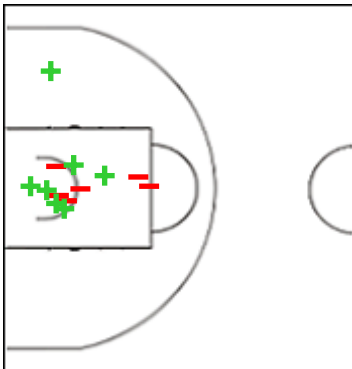
	M / A	%
Fied Goals	1 / 4	25
2 Points	1 / 2	50
3 Points	0 / 2	0
Free Throws	1 / 2	50

#### 10 STENIONIS Dominykas



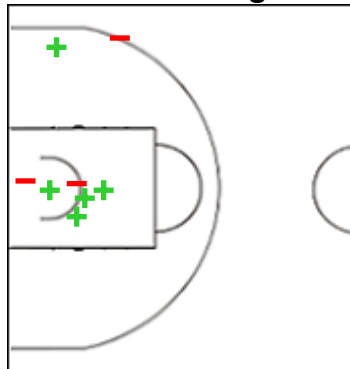
	M / A	%
Fied Goals	1 / 7	14
2 Points	1 / 2	50
3 Points	0 / 5	0
Free Throws	2 / 2	100

#### 11 TUBELIS Azuolas



	M / A	%
Fied Goals	7 / 13	54
2 Points	7 / 13	54
3 Points	0 / 0	0
Free Throws	1 / 2	50

#### 13 PREIBYS Edgaras



	M / A	%
Fied Goals	5 / 8	63
2 Points	5 / 7	71
3 Points	0 / 1	0
Free Throws	0 / 0	0

## Shot Chart

### LTU 95 vs 63 JPN

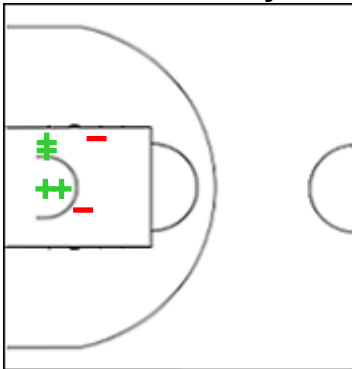
(28-13, 29-19, 21-9, 17-22)

Scoring by 5 min intervals:

	Q1		Q2		Q3		Q4	
<b>LTU</b>	13	28	43	57	71	78	85	95
<b>JPN</b>	7	13	24	32	37	41	53	63

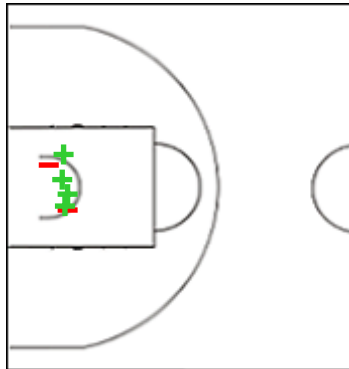
### LTU - Lithuania

#### 14 KRIVAS Motiejus



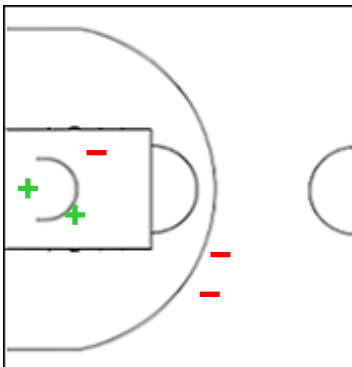
	M / A	%
Fied Goals	4 / 6	67
2 Points	4 / 6	67
3 Points	0 / 0	0
Free Throws	1 / 1	100

#### 15 JOCIUS Rokas



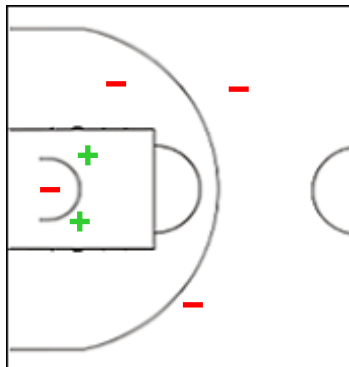
	M / A	%
Fied Goals	4 / 6	67
2 Points	4 / 6	67
3 Points	0 / 0	0
Free Throws	0 / 2	0

#### 17 RUBSTAVICIUS Mantas



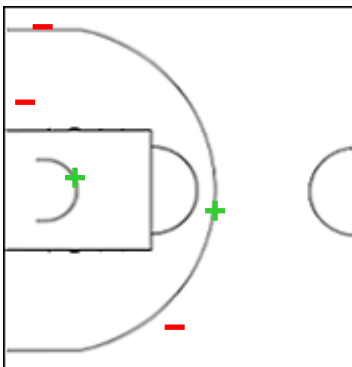
	M / A	%
Fied Goals	2 / 5	40
2 Points	2 / 3	67
3 Points	0 / 2	0
Free Throws	2 / 4	50

#### 18 PIVORIUS Hubertas



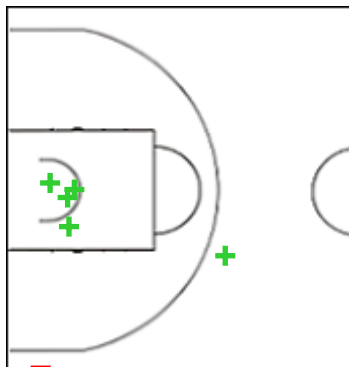
	M / A	%
Fied Goals	2 / 6	33
2 Points	2 / 4	50
3 Points	0 / 2	0
Free Throws	3 / 3	100

#### 24 RUBINAS Jokubas



	M / A	%
Fied Goals	2 / 5	40
2 Points	1 / 2	50
3 Points	1 / 3	33
Free Throws	0 / 0	0

#### 45 LELEVICIUS Liutauras



	M / A	%
Fied Goals	5 / 6	83
2 Points	4 / 4	100
3 Points	1 / 2	50
Free Throws	4 / 6	67

## Shot Chart

### LTU 95 vs 63 JPN

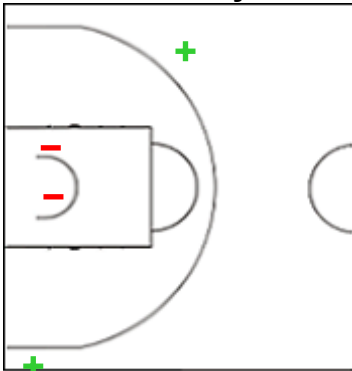
(28-13, 29-19, 21-9, 17-22)

Scoring by 5 min intervals:

	Q1		Q2		Q3		Q4	
LTU	13	28	43	57	71	78	85	95
JPN	7	13	24	32	37	41	53	63

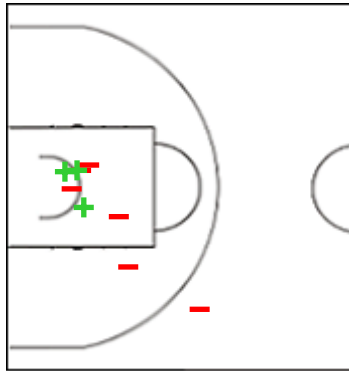
### JPN - Japan

#### 4 MOTODA Taiyo



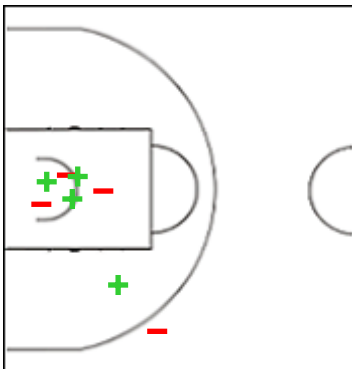
	M / A	%
Fied Goals	2 / 4	50
2 Points	0 / 2	0
3 Points	2 / 2	100
Free Throws	0 / 0	0

#### 5 YONEYAMA Java Eo



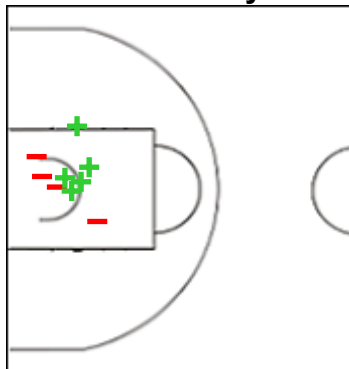
	M / A	%
Fied Goals	3 / 9	33
2 Points	3 / 8	38
3 Points	0 / 1	0
Free Throws	0 / 0	0

#### 7 KIBAYASHI Yu



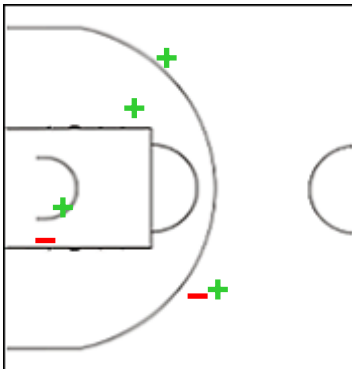
	M / A	%
Fied Goals	4 / 8	50
2 Points	4 / 7	57
3 Points	0 / 1	0
Free Throws	0 / 0	0

#### 8 OGAWA Atsuya



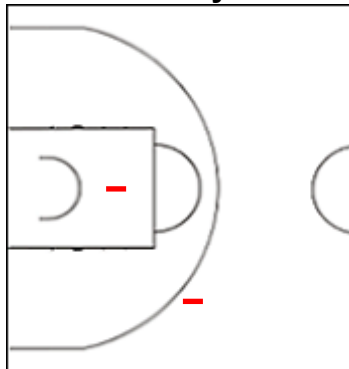
	M / A	%
Fied Goals	5 / 9	56
2 Points	5 / 9	56
3 Points	0 / 0	0
Free Throws	0 / 0	0

#### 11 HARPER JR John



	M / A	%
Fied Goals	4 / 6	67
2 Points	2 / 3	67
3 Points	2 / 3	67
Free Throws	0 / 0	0

#### 12 ASAI Hideya



	M / A	%
Fied Goals	0 / 2	0
2 Points	0 / 1	0
3 Points	0 / 1	0
Free Throws	2 / 2	100



Shot Chart

LTU 95 vs 63 JPN

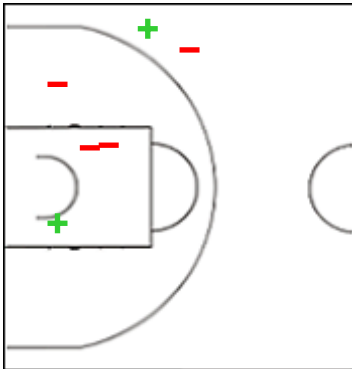
(28-13, 29-19, 21-9, 17-22)

Scoring by 5 min intervals:

	Q1		Q2		Q3		Q4	
LTU	13	28	43	57	71	78	85	95
JPN	7	13	24	32	37	41	53	63

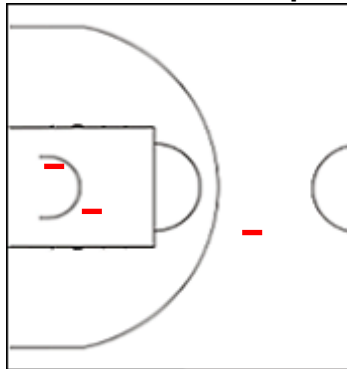
JPN - Japan

13 KANECHIKA Ren



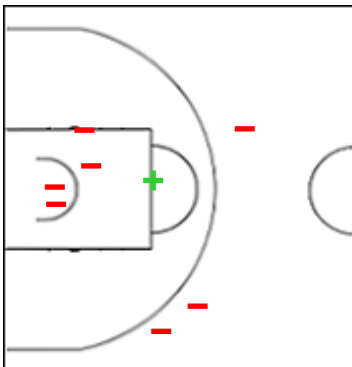
	M / A	%
Fied Goals	2 / 6	33
2 Points	1 / 4	25
3 Points	1 / 2	50
Free Throws	4 / 4	100

14 IWASHITA Jumpei



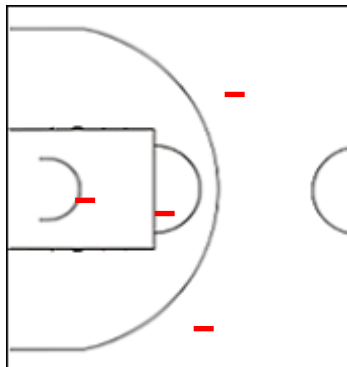
	M / A	%
Fied Goals	0 / 3	0
2 Points	0 / 2	0
3 Points	0 / 1	0
Free Throws	0 / 0	0

15 KANNO Bruce



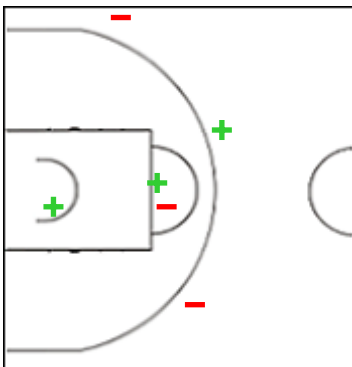
	M / A	%
Fied Goals	1 / 8	13
2 Points	1 / 5	20
3 Points	0 / 3	0
Free Throws	0 / 0	0

16 YAMANOUCHI Yuto



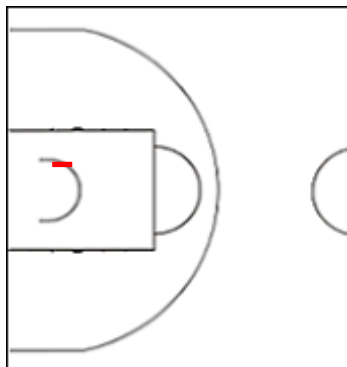
	M / A	%
Fied Goals	0 / 4	0
2 Points	0 / 2	0
3 Points	0 / 2	0
Free Throws	0 / 0	0

17 YAMAZAKI Ibu



	M / A	%
Fied Goals	3 / 6	50
2 Points	2 / 3	67
3 Points	1 / 3	33
Free Throws	1 / 1	100

18 KAWASHIMA Yuto



	M / A	%
Fied Goals	0 / 1	0
2 Points	0 / 1	0
3 Points	0 / 0	0
Free Throws	2 / 2	100



Shot Chart

LTU 95 vs 63 JPN

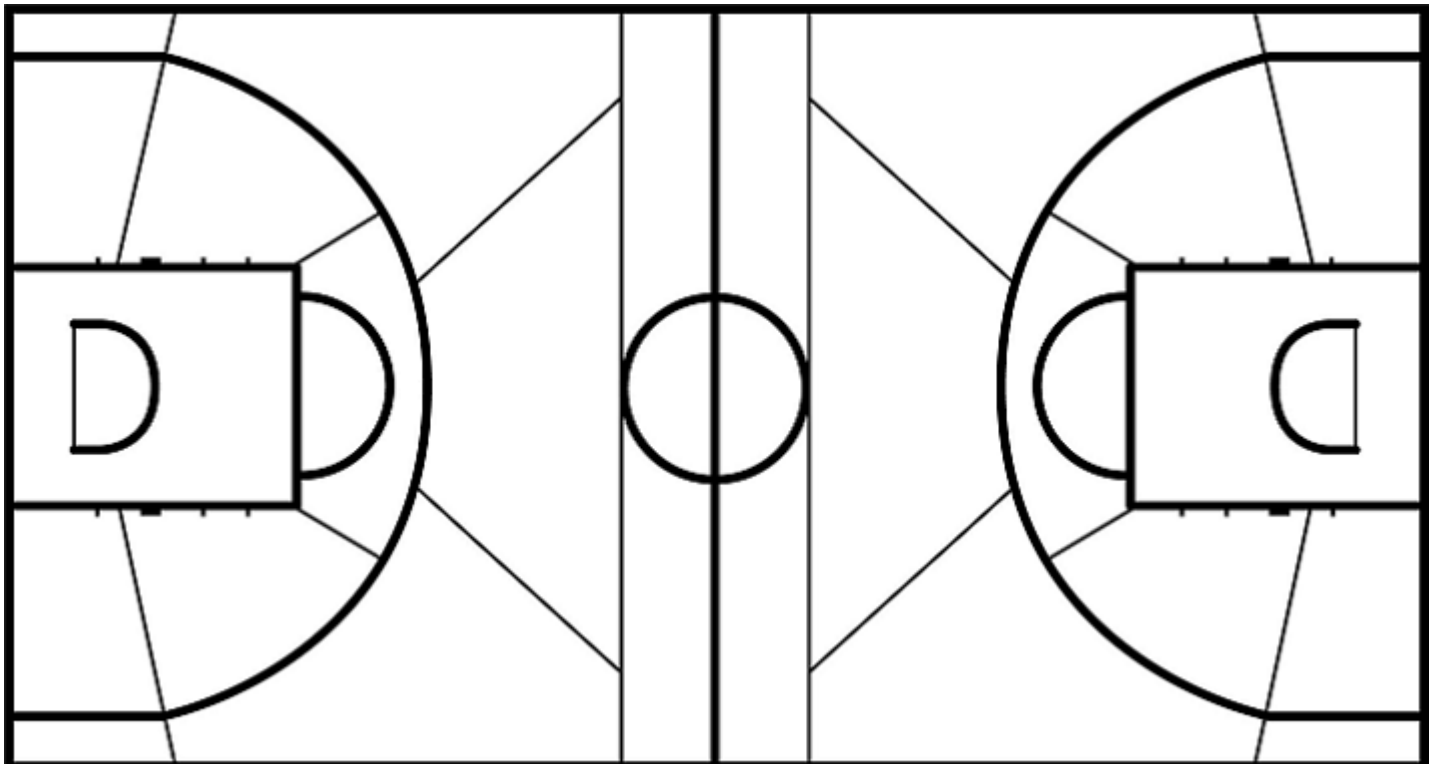
(28-13, 29-19, 21-9, 17-22)

Scoring by 5 min intervals:

	Q1		Q2		Q3		Q4	
LTU	13	28	43	57	71	78	85	95
JPN	7	13	24	32	37	41	53	63

LTU - Lithuania

JPN - Japan



	M / A	%
Fied Goals	38 / 75	51
2 Points	35 / 54	65
3 Points	3 / 21	14
Free Throws	16 / 24	67

%	M / A	
36	24 / 66	Fied Goals
38	18 / 47	2 Points
32	6 / 19	3 Points
100	9 / 9	Free Throws

GLOBAL PARTNERS

