

## Shot Chart

### AUS 66 vs 87 USA

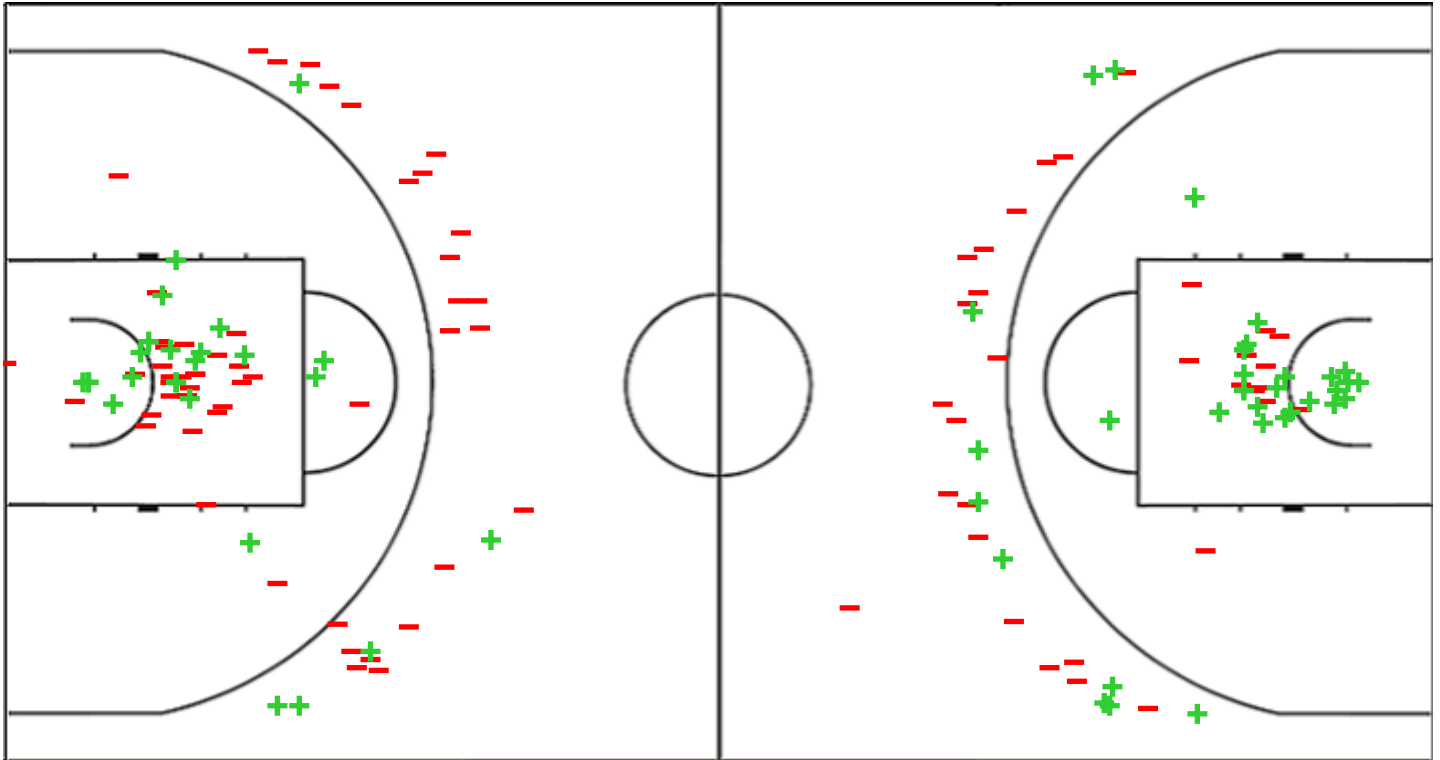
(16-24, 26-20, 8-23, 16-20)

Scoring by 5 min intervals:

	Q1		Q2		Q3		Q4	
<b>AUS</b>	6	6	23	42	46	50	56	66
<b>USA</b>	11	11	32	44	59	67	78	87

AUS - Australia

USA - USA



AUS	M / A	%
Fied Goals	25 / 79	32
2 Points	20 / 52	38
3 Points	5 / 27	19
Free Throws	11 / 16	69

%	M / A	USA
48	32 / 66	Fied Goals
61	22 / 36	2 Points
33	10 / 30	3 Points
54	13 / 24	Free Throws

GLOBAL PARTNERS



## Shot Chart

### AUS 66 vs 87 USA

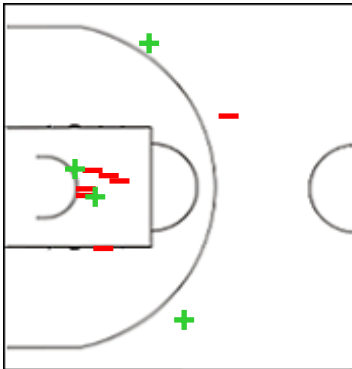
(16-24, 26-20, 8-23, 16-20)

Scoring by 5 min intervals:

	Q1		Q2		Q3		Q4	
<b>AUS</b>	6	6	23	42	46	50	56	66
<b>USA</b>	11	11	32	44	59	67	78	87

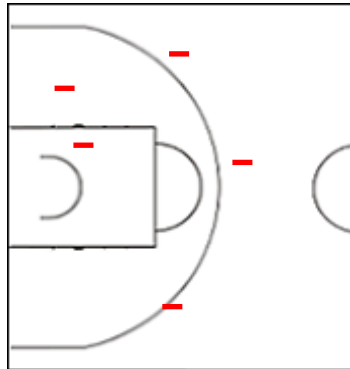
### AUS - Australia

#### 4 ARMSTRONG Taran



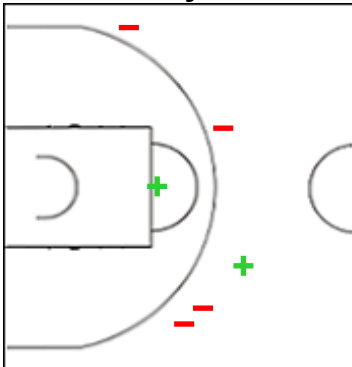
	M / A	%
Fied Goals	4 / 11	36
2 Points	2 / 8	25
3 Points	2 / 3	67
Free Throws	1 / 1	100

#### 5 BAYLES Biwali



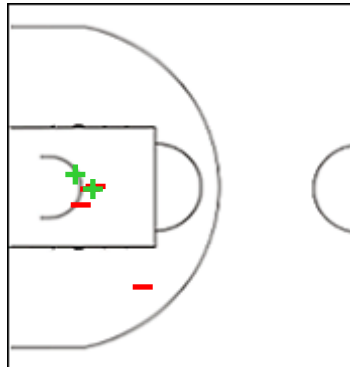
	M / A	%
Fied Goals	0 / 5	0
2 Points	0 / 2	0
3 Points	0 / 3	0
Free Throws	0 / 0	0

#### 6 SMITH Reyne



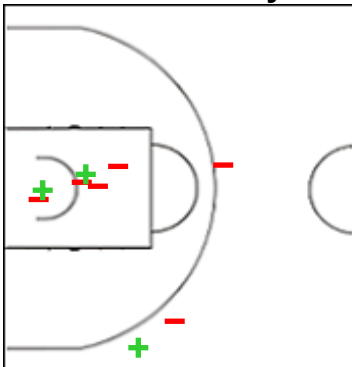
	M / A	%
Fied Goals	2 / 6	33
2 Points	1 / 1	100
3 Points	1 / 5	20
Free Throws	3 / 3	100

#### 7 WIGNESS Tamuri Slim



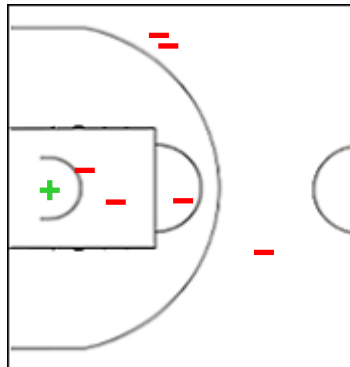
	M / A	%
Fied Goals	2 / 6	33
2 Points	2 / 6	33
3 Points	0 / 0	0
Free Throws	1 / 2	50

#### 8 GALLOWAY Jaylin



	M / A	%
Fied Goals	3 / 9	33
2 Points	2 / 6	33
3 Points	1 / 3	33
Free Throws	0 / 0	0

#### 9 JONES Blake



	M / A	%
Fied Goals	1 / 7	14
2 Points	1 / 4	25
3 Points	0 / 3	0
Free Throws	1 / 2	50

## Shot Chart

### AUS 66 vs 87 USA

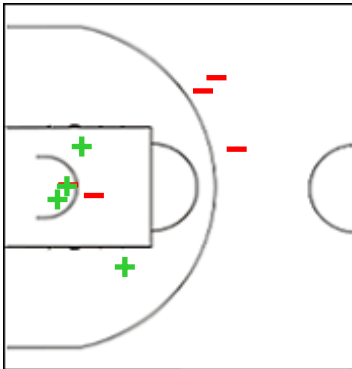
(16-24, 26-20, 8-23, 16-20)

Scoring by 5 min intervals:

	Q1		Q2		Q3		Q4	
<b>AUS</b>	6	6	23	42	46	50	56	66
<b>USA</b>	11	11	32	44	59	67	78	87

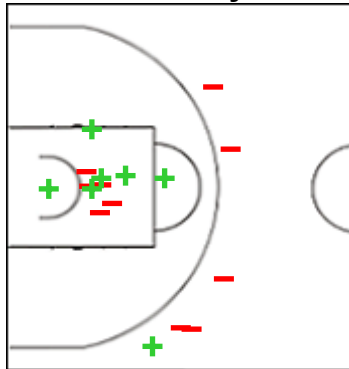
### AUS - Australia

#### 10 DENGDI Bol



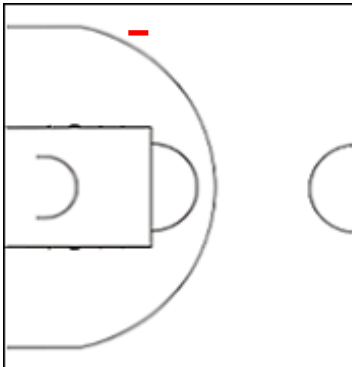
	M / A	%
Fied Goals	4 / 9	44
2 Points	4 / 6	67
3 Points	0 / 3	0
Free Throws	2 / 2	100

#### 11 DANIELS Dyson



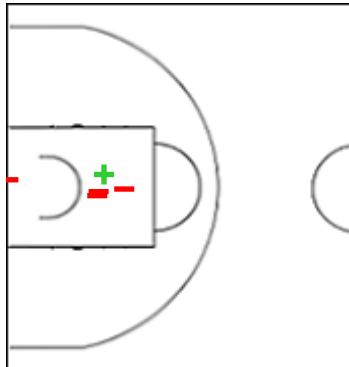
	M / A	%
Fied Goals	7 / 17	41
2 Points	6 / 11	55
3 Points	1 / 6	17
Free Throws	3 / 4	75

#### 12 ADEBAYO Toluwaleyi



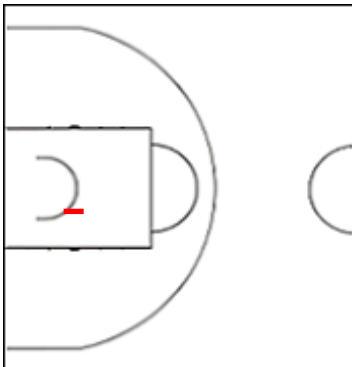
	M / A	%
Fied Goals	0 / 1	0
2 Points	0 / 0	0
3 Points	0 / 1	0
Free Throws	0 / 2	0

#### 13 GAK Akoldah



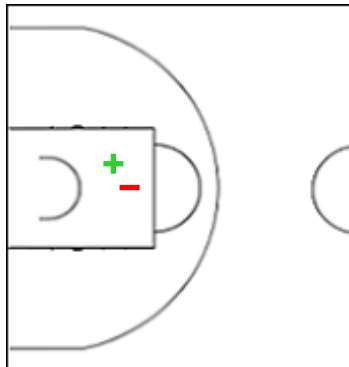
	M / A	%
Fied Goals	1 / 5	20
2 Points	1 / 5	20
3 Points	0 / 0	0
Free Throws	0 / 0	0

#### 14 OKWERA Wena David



	M / A	%
Fied Goals	0 / 1	0
2 Points	0 / 1	0
3 Points	0 / 0	0
Free Throws	0 / 0	0

#### 15 YAAK Yaak



	M / A	%
Fied Goals	1 / 2	50
2 Points	1 / 2	50
3 Points	0 / 0	0
Free Throws	0 / 0	0

## Shot Chart

### AUS 66 vs 87 USA

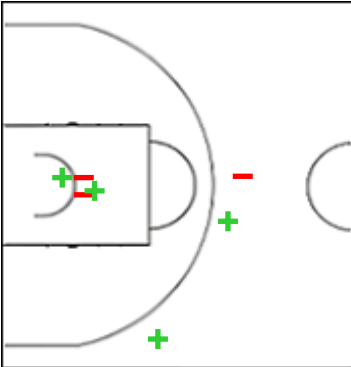
(16-24, 26-20, 8-23, 16-20)

Scoring by 5 min intervals:

	Q1		Q2		Q3		Q4	
<b>AUS</b>	6	6	23	42	46	50	56	66
<b>USA</b>	11	11	32	44	59	67	78	87

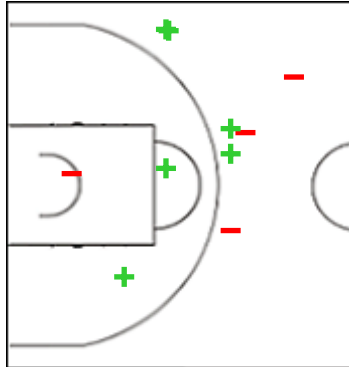
### USA - USA

#### 4 CHANDLER Kennedy



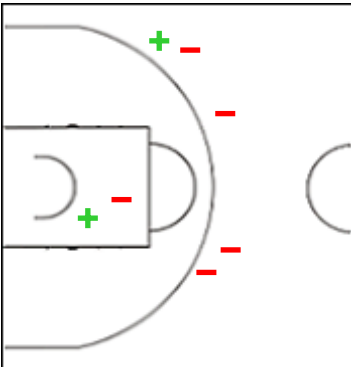
	M / A	%
Fied Goals	4 / 7	57
2 Points	2 / 4	50
3 Points	2 / 3	67
Free Throws	0 / 0	0

#### 5 MILES Michael



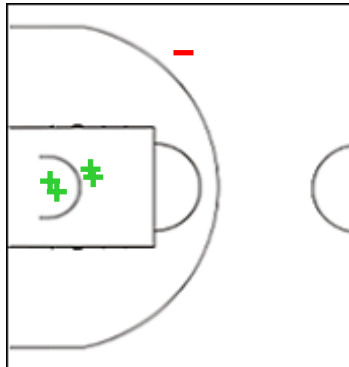
	M / A	%
Fied Goals	6 / 10	60
2 Points	2 / 3	67
3 Points	4 / 7	57
Free Throws	0 / 0	0

#### 6 MILLER Adam



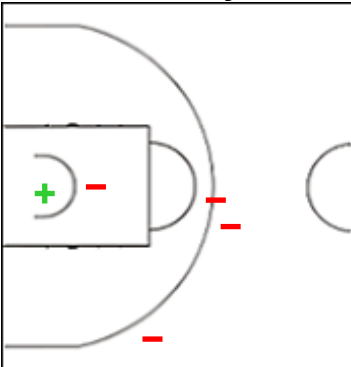
	M / A	%
Fied Goals	2 / 7	29
2 Points	1 / 2	50
3 Points	1 / 5	20
Free Throws	0 / 0	0

#### 7 HOLMGREN Chet



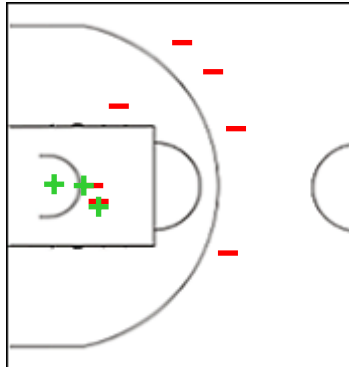
	M / A	%
Fied Goals	4 / 5	80
2 Points	4 / 4	100
3 Points	0 / 1	0
Free Throws	2 / 3	67

#### 8 WATSON Peyton



	M / A	%
Fied Goals	1 / 5	20
2 Points	1 / 2	50
3 Points	0 / 3	0
Free Throws	0 / 0	0

#### 9 IVEY Jaden



	M / A	%
Fied Goals	3 / 10	30
2 Points	3 / 6	50
3 Points	0 / 4	0
Free Throws	4 / 5	80

## Shot Chart

### AUS 66 vs 87 USA

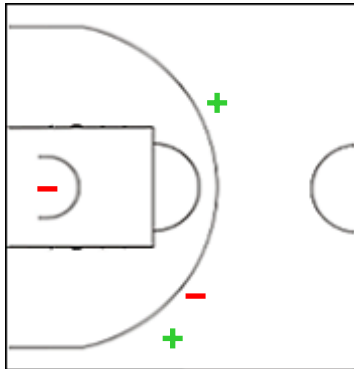
(16-24, 26-20, 8-23, 16-20)

Scoring by 5 min intervals:

	Q1		Q2		Q3		Q4	
<b>AUS</b>	6	6	23	42	46	50	56	66
<b>USA</b>	11	11	32	44	59	67	78	87

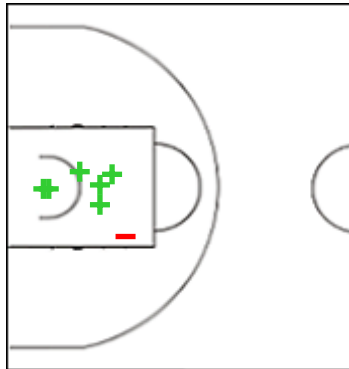
### USA - USA

#### 10 DAVIS Jonathan



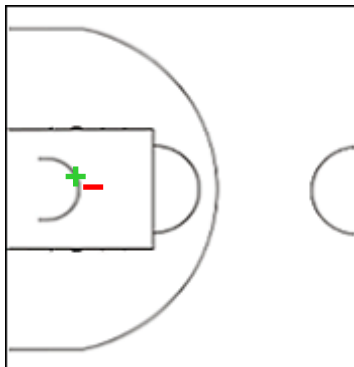
	M / A	%
Fied Goals	2 / 4	50
2 Points	0 / 1	0
3 Points	2 / 3	67
Free Throws	1 / 2	50

#### 11 LOFTON JR Kenneth



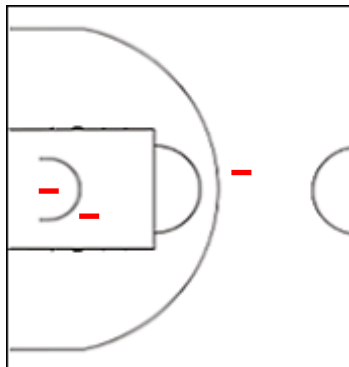
	M / A	%
Fied Goals	6 / 7	86
2 Points	6 / 7	86
3 Points	0 / 0	0
Free Throws	4 / 7	57

#### 12 FURST Caleb



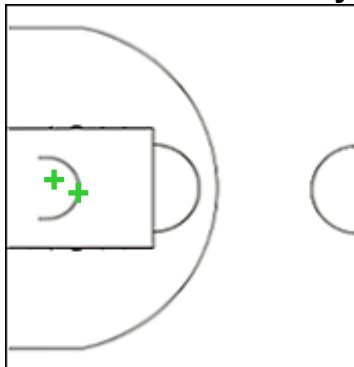
	M / A	%
Fied Goals	1 / 2	50
2 Points	1 / 2	50
3 Points	0 / 0	0
Free Throws	1 / 2	50

#### 13 INGRAM Harrison



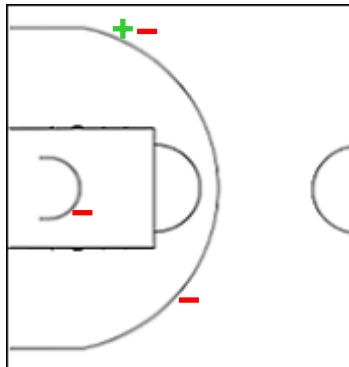
	M / A	%
Fied Goals	0 / 3	0
2 Points	0 / 2	0
3 Points	0 / 1	0
Free Throws	1 / 2	50

#### 14 KALKBRENNER Ryan



	M / A	%
Fied Goals	2 / 2	100
2 Points	2 / 2	100
3 Points	0 / 0	0
Free Throws	0 / 1	0

#### 15 BALDWIN JR Patrick



	M / A	%
Fied Goals	1 / 4	25
2 Points	0 / 1	0
3 Points	1 / 3	33
Free Throws	0 / 2	0



Shot Chart

AUS 66 vs 87 USA

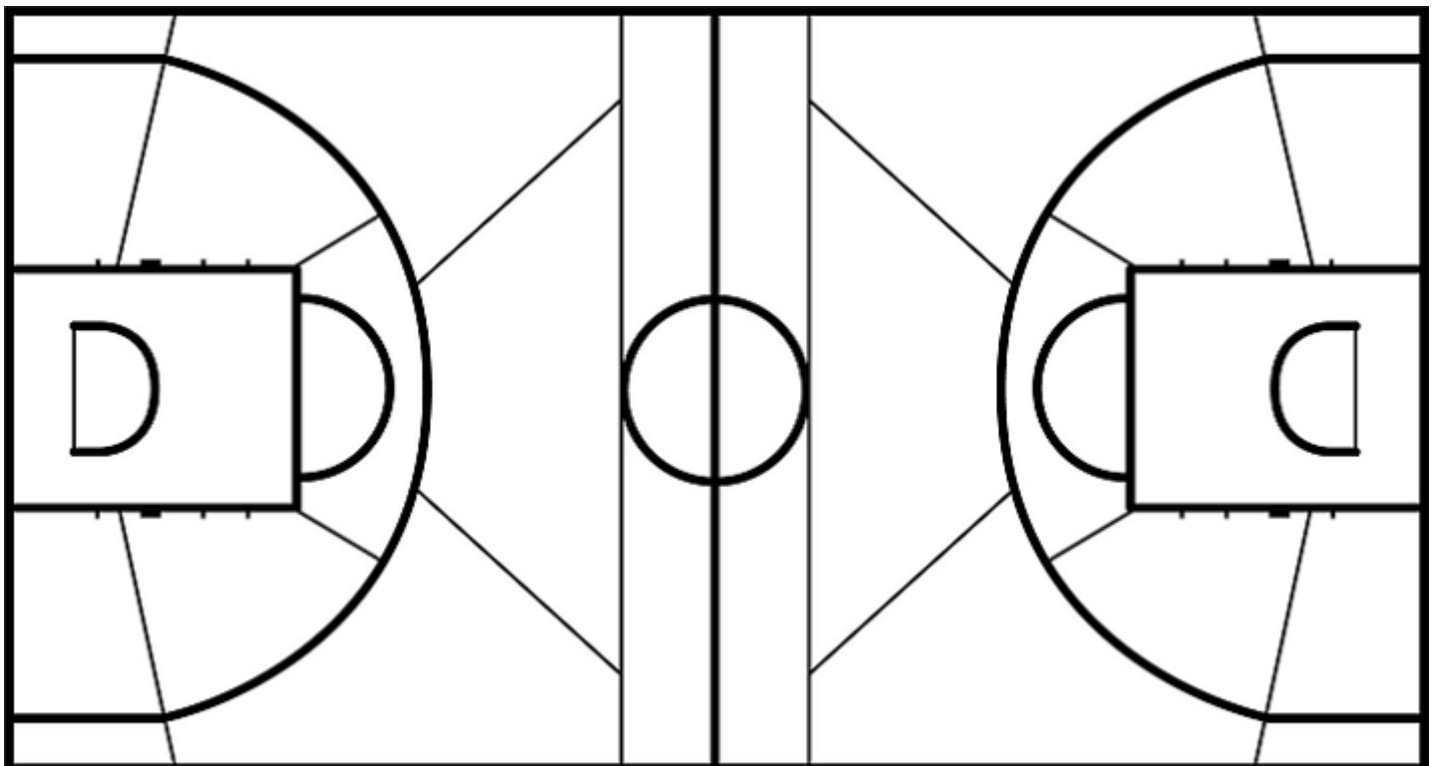
(16-24, 26-20, 8-23, 16-20)

Scoring by 5 min intervals:

	Q1		Q2		Q3		Q4	
AUS	6	6	23	42	46	50	56	66
USA	11	11	32	44	59	67	78	87

AUS - Australia

USA - USA



	M / A	%
Fied Goals	25 / 79	32
2 Points	20 / 52	38
3 Points	5 / 27	19
Free Throws	11 / 16	69

%	M / A	
48	32 / 66	Fied Goals
61	22 / 36	2 Points
33	10 / 30	3 Points
54	13 / 24	Free Throws

GLOBAL PARTNERS

