

Shot Chart

CAN 86 vs 56 PUR

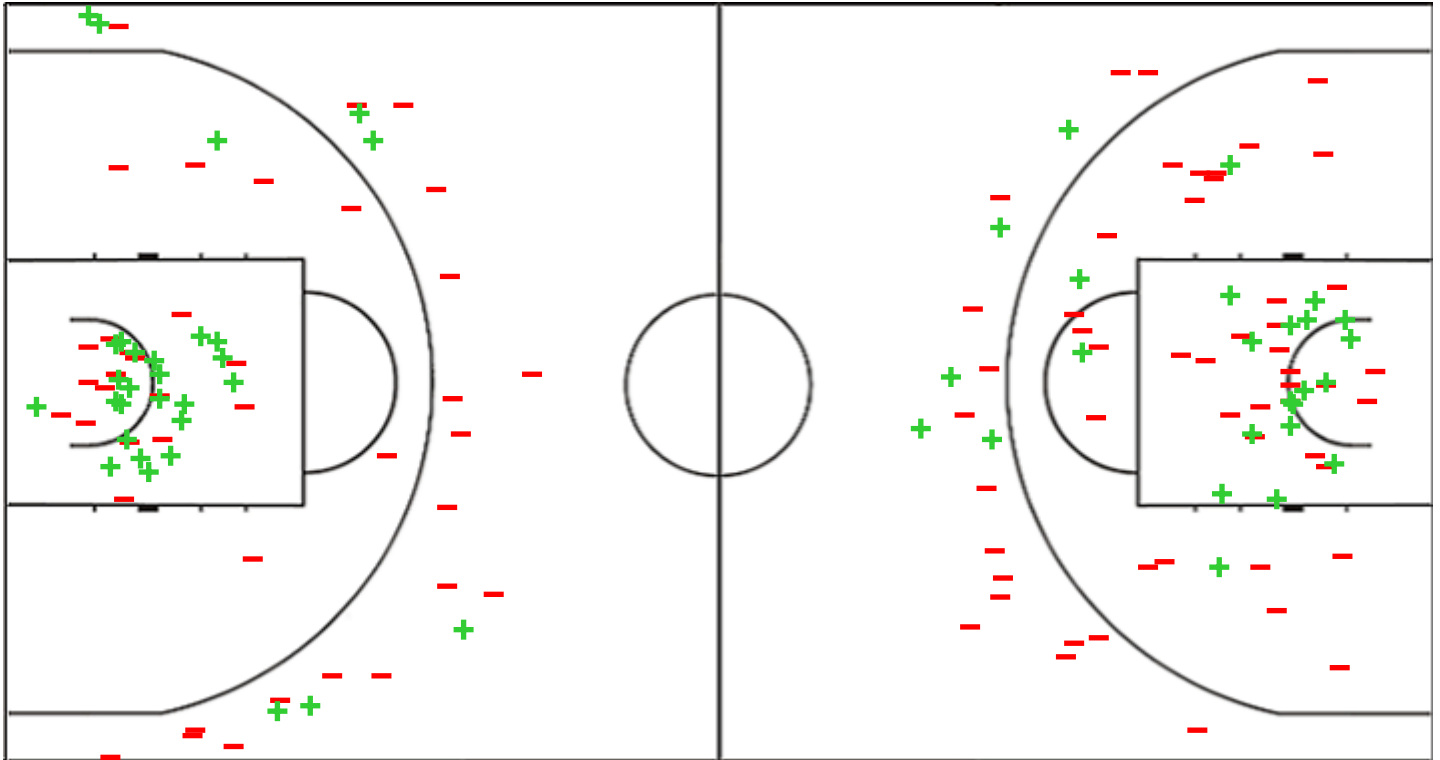
(21-8, 23-16, 31-13, 11-19)

Scoring by 5 min intervals:

| | Q1 | | Q2 | | Q3 | | Q4 | |
|------------|----|----|----|----|----|----|----|----|
| CAN | 11 | 21 | 33 | 44 | 62 | 75 | 81 | 86 |
| PUR | 8 | 8 | 14 | 24 | 30 | 37 | 45 | 56 |

CAN - Canada

PUR - Puerto Rico



| CAN | M / A | % |
|-------------|---------|----|
| Fied Goals | 30 / 70 | 43 |
| 2 Points | 23 / 45 | 51 |
| 3 Points | 7 / 25 | 28 |
| Free Throws | 19 / 30 | 63 |

| % | M / A | PUR |
|----|---------|-------------|
| 32 | 25 / 77 | Fied Goals |
| 35 | 20 / 57 | 2 Points |
| 25 | 5 / 20 | 3 Points |
| 50 | 1 / 2 | Free Throws |

GLOBAL PARTNERS



Shot Chart

CAN 86 vs 56 PUR

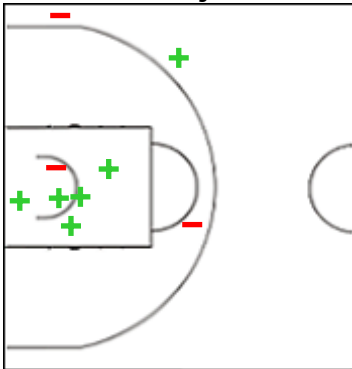
(21-8, 23-16, 31-13, 11-19)

Scoring by 5 min intervals:

| | Q1 | | Q2 | | Q3 | | Q4 | |
|------------|----|----|----|----|----|----|----|----|
| CAN | 11 | 21 | 33 | 44 | 62 | 75 | 81 | 86 |
| PUR | 8 | 8 | 14 | 24 | 30 | 37 | 45 | 56 |

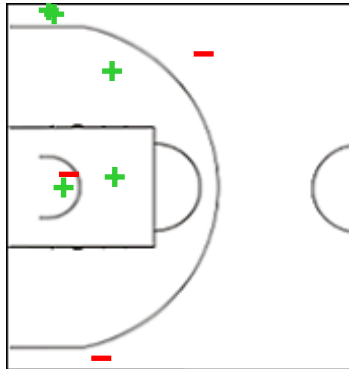
CAN - Canada

4 FISHER Elijah



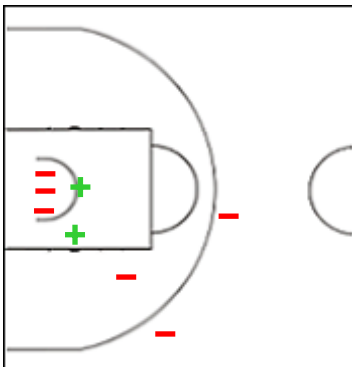
| | M / A | % |
|-------------|-------|----|
| Fied Goals | 6 / 9 | 67 |
| 2 Points | 5 / 7 | 71 |
| 3 Points | 1 / 2 | 50 |
| Free Throws | 1 / 4 | 25 |

5 HOUSTAN Caleb



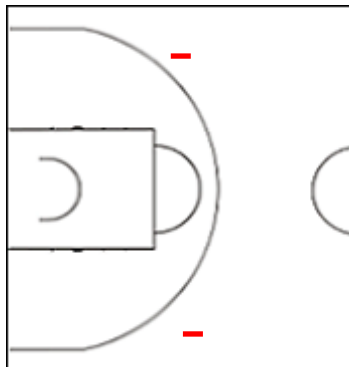
| | M / A | % |
|-------------|-------|-----|
| Fied Goals | 5 / 8 | 63 |
| 2 Points | 3 / 4 | 75 |
| 3 Points | 2 / 4 | 50 |
| Free Throws | 2 / 2 | 100 |

6 OWUSU-ANANE Nana



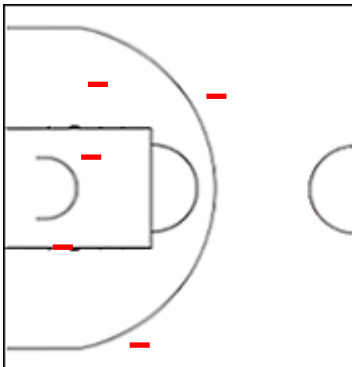
| | M / A | % |
|-------------|-------|----|
| Fied Goals | 2 / 8 | 25 |
| 2 Points | 2 / 6 | 33 |
| 3 Points | 0 / 2 | 0 |
| Free Throws | 3 / 5 | 60 |

7 HILL Khalfani



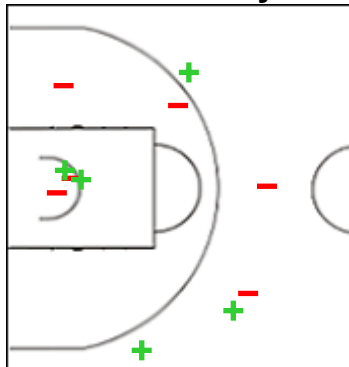
| | M / A | % |
|-------------|-------|---|
| Fied Goals | 0 / 3 | 0 |
| 2 Points | 0 / 0 | 0 |
| 3 Points | 0 / 3 | 0 |
| Free Throws | 0 / 0 | 0 |

8 PROSPER Olivier-Maxence



| | M / A | % |
|-------------|-------|----|
| Fied Goals | 0 / 5 | 0 |
| 2 Points | 0 / 3 | 0 |
| 3 Points | 0 / 2 | 0 |
| Free Throws | 3 / 4 | 75 |

9 NEMBHARD Ryan



| | M / A | % |
|-------------|--------|----|
| Fied Goals | 5 / 11 | 45 |
| 2 Points | 2 / 6 | 33 |
| 3 Points | 3 / 5 | 60 |
| Free Throws | 0 / 1 | 0 |

Shot Chart

CAN 86 vs 56 PUR

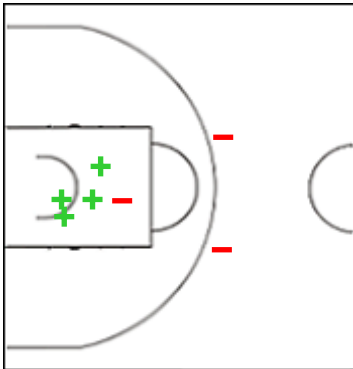
(21-8, 23-16, 31-13, 11-19)

Scoring by 5 min intervals:

| | Q1 | | Q2 | | Q3 | | Q4 | |
|------------|----|----|----|----|----|----|----|----|
| CAN | 11 | 21 | 33 | 44 | 62 | 75 | 81 | 86 |
| PUR | 8 | 8 | 14 | 24 | 30 | 37 | 45 | 56 |

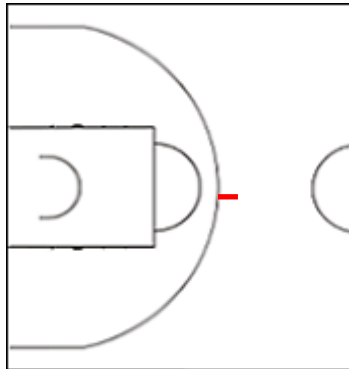
CAN - Canada

11 MATHURIN Bennedict



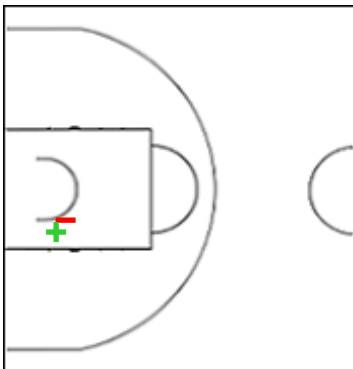
| | M / A | % |
|-------------|-------|----|
| Fied Goals | 4 / 7 | 57 |
| 2 Points | 4 / 5 | 80 |
| 3 Points | 0 / 2 | 0 |
| Free Throws | 5 / 6 | 83 |

12 KALAMBAY Enoch



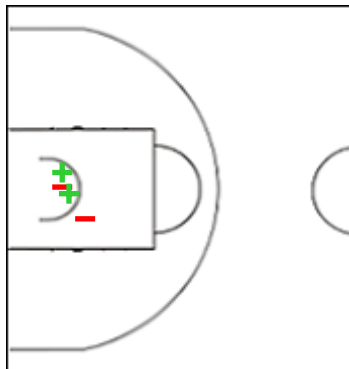
| | M / A | % |
|-------------|-------|-----|
| Fied Goals | 0 / 1 | 0 |
| 2 Points | 0 / 0 | 0 |
| 3 Points | 0 / 1 | 0 |
| Free Throws | 2 / 2 | 100 |

13 BROWN-FERGUSON



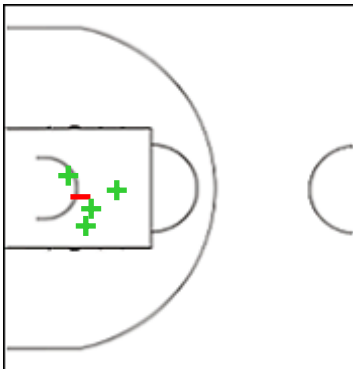
| | M / A | % |
|-------------|-------|----|
| Fied Goals | 1 / 2 | 50 |
| 2 Points | 1 / 2 | 50 |
| 3 Points | 0 / 0 | 0 |
| Free Throws | 0 / 2 | 0 |

14 BEDIAKO Charles



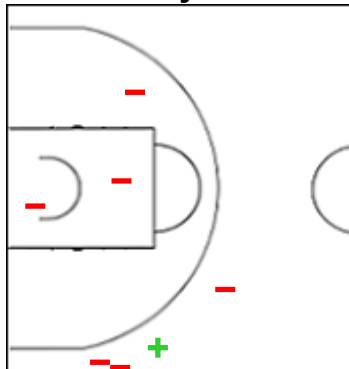
| | M / A | % |
|-------------|-------|----|
| Fied Goals | 2 / 4 | 50 |
| 2 Points | 2 / 4 | 50 |
| 3 Points | 0 / 0 | 0 |
| Free Throws | 0 / 0 | 0 |

15 EDEY Zach



| | M / A | % |
|-------------|-------|-----|
| Fied Goals | 4 / 5 | 80 |
| 2 Points | 4 / 5 | 80 |
| 3 Points | 0 / 0 | 0 |
| Free Throws | 2 / 2 | 100 |

19 DUKE Kyle



| | M / A | % |
|-------------|-------|----|
| Fied Goals | 1 / 7 | 14 |
| 2 Points | 0 / 3 | 0 |
| 3 Points | 1 / 4 | 25 |
| Free Throws | 1 / 2 | 50 |

Shot Chart

CAN 86 vs 56 PUR

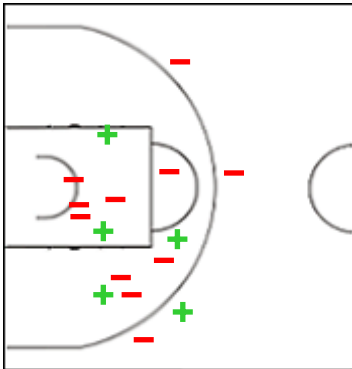
(21-8, 23-16, 31-13, 11-19)

Scoring by 5 min intervals:

| | Q1 | | Q2 | | Q3 | | Q4 | |
|------------|----|----|----|----|----|----|----|----|
| CAN | 11 | 21 | 33 | 44 | 62 | 75 | 81 | 86 |
| PUR | 8 | 8 | 14 | 24 | 30 | 37 | 45 | 56 |

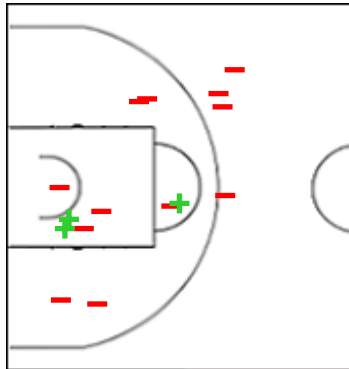
PUR - Puerto Rico

1 PINZON Rafael



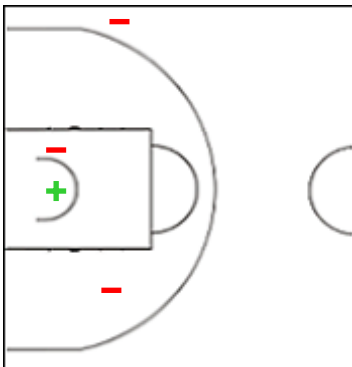
| | M / A | % |
|-------------|--------|-----|
| Fied Goals | 5 / 16 | 31 |
| 2 Points | 4 / 12 | 33 |
| 3 Points | 1 / 4 | 25 |
| Free Throws | 1 / 1 | 100 |

2 CLARK Aaron



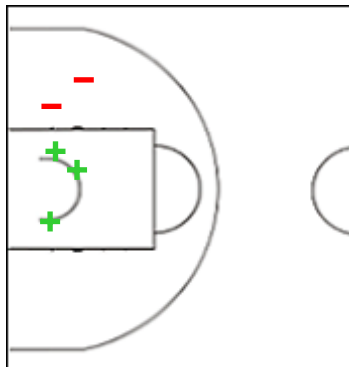
| | M / A | % |
|-------------|--------|----|
| Fied Goals | 3 / 15 | 20 |
| 2 Points | 3 / 11 | 27 |
| 3 Points | 0 / 4 | 0 |
| Free Throws | 0 / 0 | 0 |

3 NAZARIO Jose



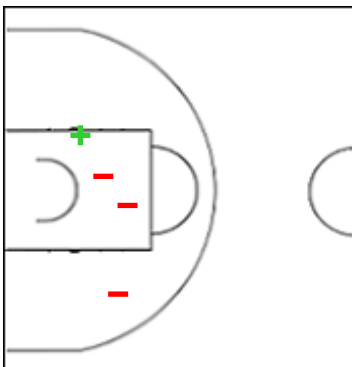
| | M / A | % |
|-------------|-------|----|
| Fied Goals | 1 / 4 | 25 |
| 2 Points | 1 / 3 | 33 |
| 3 Points | 0 / 1 | 0 |
| Free Throws | 0 / 0 | 0 |

9 SANTOS TORRES Miguel



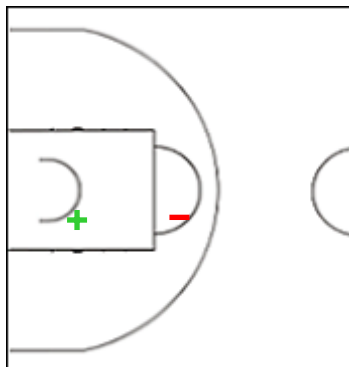
| | M / A | % |
|-------------|-------|----|
| Fied Goals | 3 / 5 | 60 |
| 2 Points | 3 / 5 | 60 |
| 3 Points | 0 / 0 | 0 |
| Free Throws | 0 / 0 | 0 |

10 RIVERA OCASIO Janielle



| | M / A | % |
|-------------|-------|----|
| Fied Goals | 1 / 4 | 25 |
| 2 Points | 1 / 4 | 25 |
| 3 Points | 0 / 0 | 0 |
| Free Throws | 0 / 0 | 0 |

11 DE JESUS Yelemir



| | M / A | % |
|-------------|-------|----|
| Fied Goals | 1 / 2 | 50 |
| 2 Points | 1 / 2 | 50 |
| 3 Points | 0 / 0 | 0 |
| Free Throws | 0 / 0 | 0 |

Shot Chart

CAN 86 vs 56 PUR

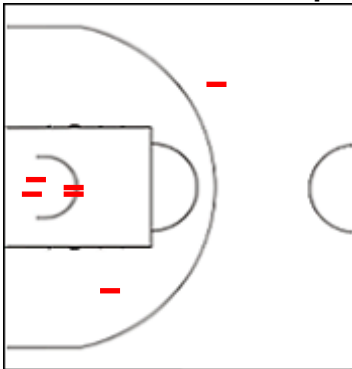
(21-8, 23-16, 31-13, 11-19)

Scoring by 5 min intervals:

| | Q1 | | Q2 | | Q3 | | Q4 | |
|------------|----|----|----|----|----|----|----|----|
| CAN | 11 | 21 | 33 | 44 | 62 | 75 | 81 | 86 |
| PUR | 8 | 8 | 14 | 24 | 30 | 37 | 45 | 56 |

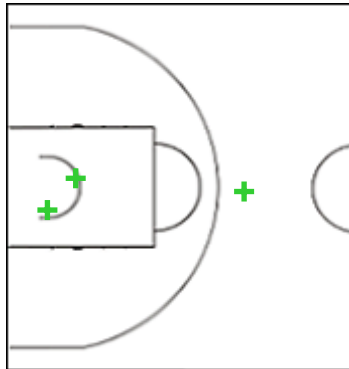
PUR - Puerto Rico

12 RUBAYO Christopher



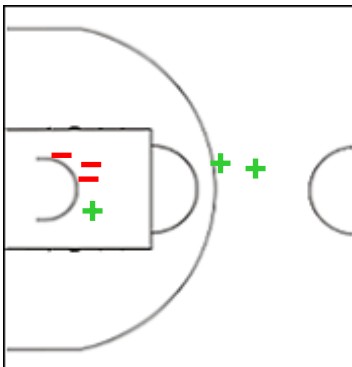
| | M / A | % |
|-------------|-------|---|
| Fied Goals | 0 / 6 | 0 |
| 2 Points | 0 / 5 | 0 |
| 3 Points | 0 / 1 | 0 |
| Free Throws | 0 / 0 | 0 |

13 VELAZQUEZ Erik



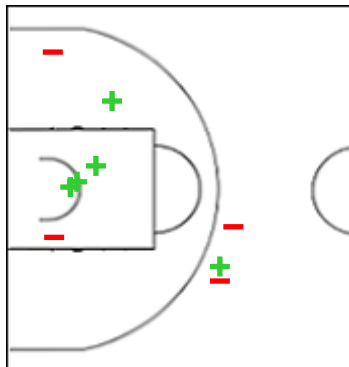
| | M / A | % |
|-------------|-------|-----|
| Fied Goals | 3 / 3 | 100 |
| 2 Points | 2 / 2 | 100 |
| 3 Points | 1 / 1 | 100 |
| Free Throws | 0 / 1 | 0 |

15 ROMERO ORTEGA Diego



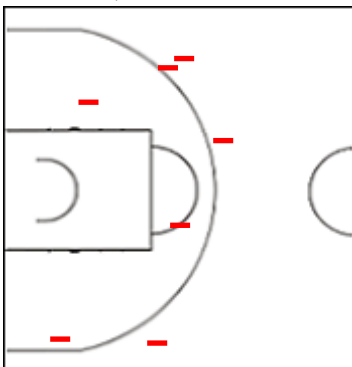
| | M / A | % |
|-------------|-------|-----|
| Fied Goals | 3 / 6 | 50 |
| 2 Points | 1 / 4 | 25 |
| 3 Points | 2 / 2 | 100 |
| Free Throws | 0 / 0 | 0 |

20 WALKER Johned



| | M / A | % |
|-------------|-------|----|
| Fied Goals | 5 / 9 | 56 |
| 2 Points | 4 / 6 | 67 |
| 3 Points | 1 / 3 | 33 |
| Free Throws | 0 / 0 | 0 |

24 EZQUERRA TRELLES Javier



| | M / A | % |
|-------------|-------|---|
| Fied Goals | 0 / 7 | 0 |
| 2 Points | 0 / 3 | 0 |
| 3 Points | 0 / 4 | 0 |
| Free Throws | 0 / 0 | 0 |



Shot Chart

CAN 86 vs 56 PUR

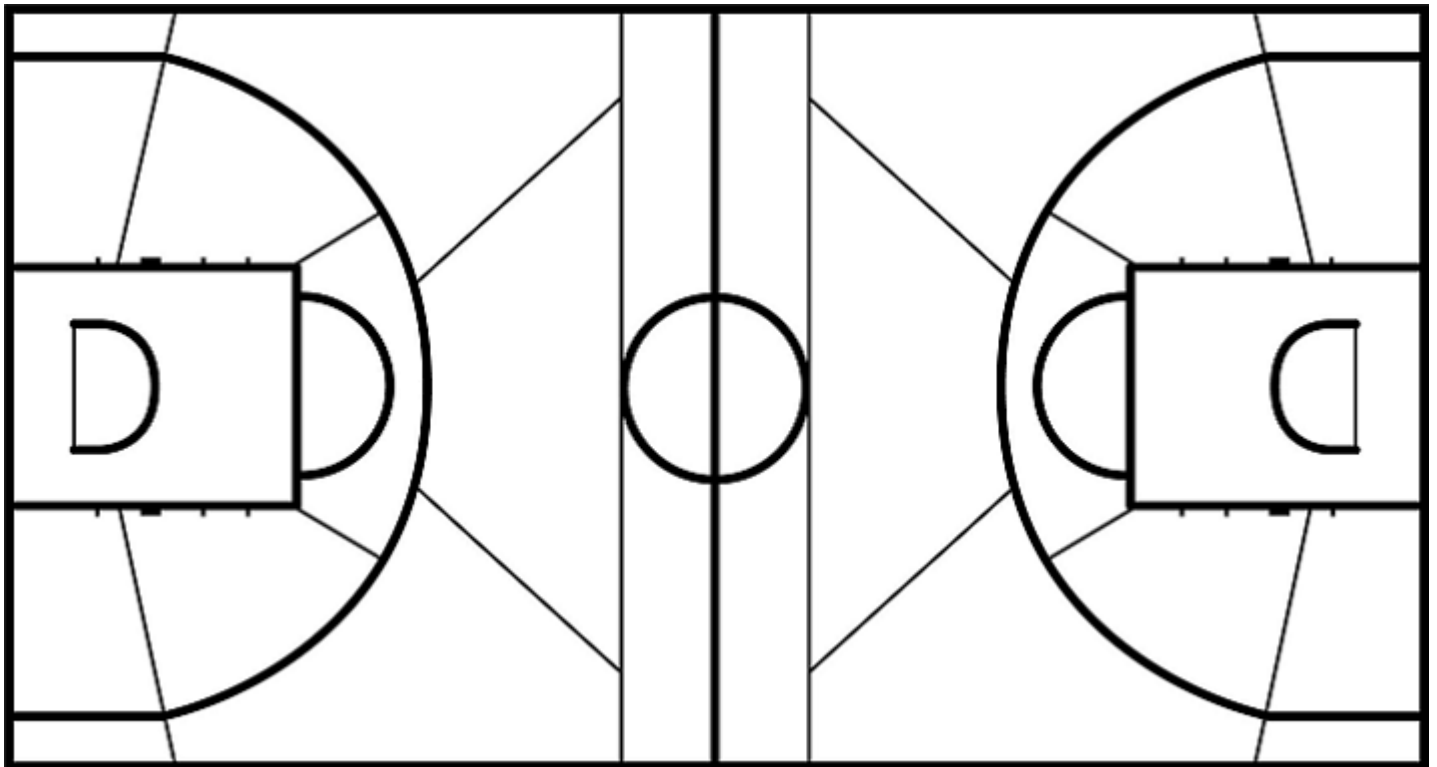
(21-8, 23-16, 31-13, 11-19)

Scoring by 5 min intervals:

| | Q1 | | Q2 | | Q3 | | Q4 | |
|-----|----|----|----|----|----|----|----|----|
| CAN | 11 | 21 | 33 | 44 | 62 | 75 | 81 | 86 |
| PUR | 8 | 8 | 14 | 24 | 30 | 37 | 45 | 56 |

CAN - Canada

PUR - Puerto Rico



| | M / A | % |
|-------------|---------|----|
| Fied Goals | 30 / 70 | 43 |
| 2 Points | 23 / 45 | 51 |
| 3 Points | 7 / 25 | 28 |
| Free Throws | 19 / 30 | 63 |

| % | M / A | |
|----|---------|-------------|
| 32 | 25 / 77 | Fied Goals |
| 35 | 20 / 57 | 2 Points |
| 25 | 5 / 20 | 3 Points |
| 50 | 1 / 2 | Free Throws |

GLOBAL PARTNERS

