



Shot Chart

MLI 104 vs 66 JPN

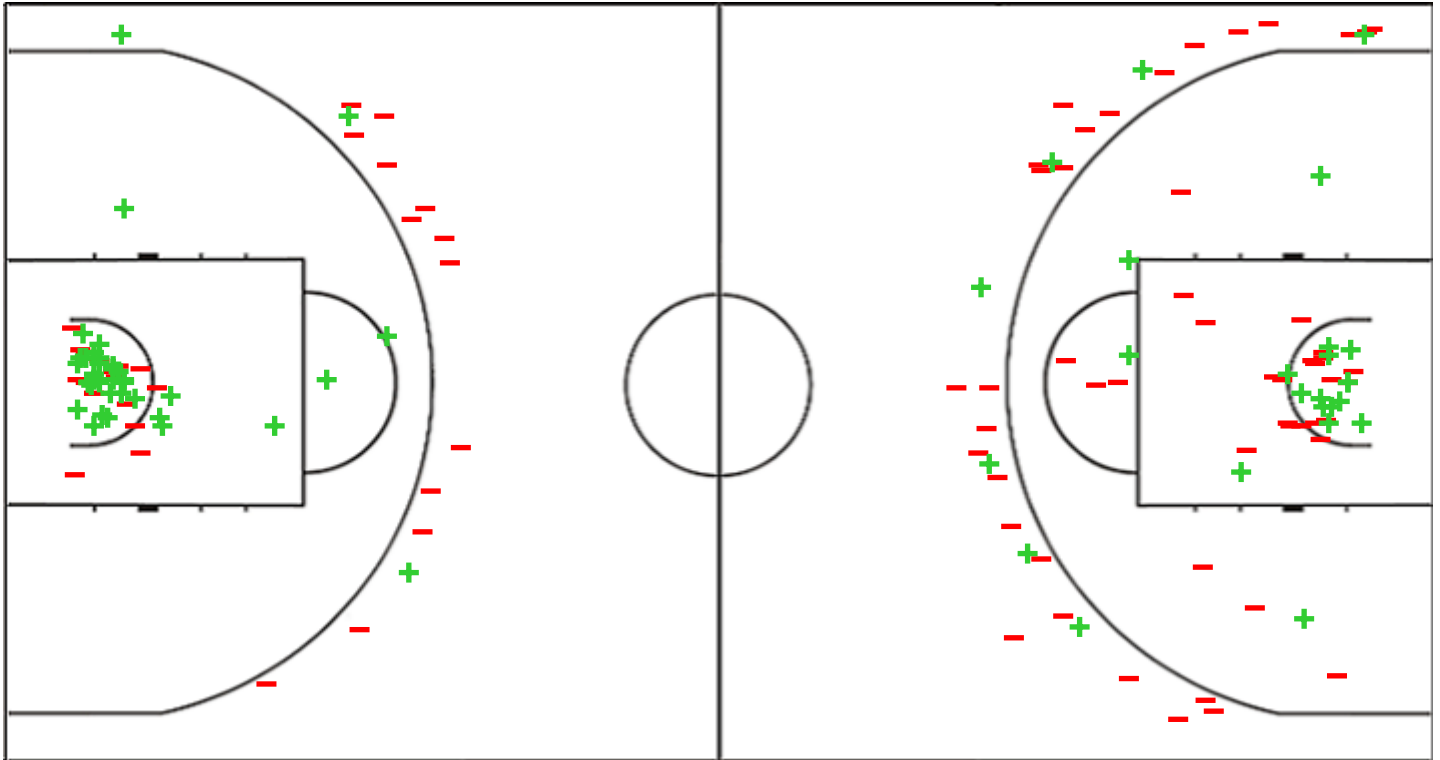
(27-17, 18-7, 27-16, 32-26)

Scoring by 5 min intervals:

	Q1		Q2		Q3		Q4	
MLI	14	27	38	45	57	72	87	104
JPN	6	17	19	24	38	40	51	66

MLI - Mali

JPN - Japan



MLI	M / A	%
Fied Goals	38 / 69	55
2 Points	35 / 53	66
3 Points	3 / 16	19
Free Throws	25 / 38	66

%	M / A	JPN
32	25 / 78	Fied Goals
40	18 / 45	2 Points
21	7 / 33	3 Points
75	9 / 12	Free Throws

GLOBAL PARTNERS



Shot Chart

MLI 104 vs 66 JPN

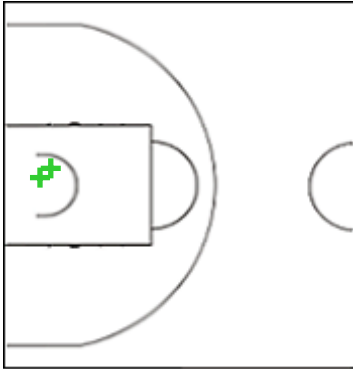
(27-17, 18-7, 27-16, 32-26)

Scoring by 5 min intervals:

	Q1		Q2		Q3		Q4	
MLI	14	27	38	45	57	72	87	104
JPN	6	17	19	24	38	40	51	66

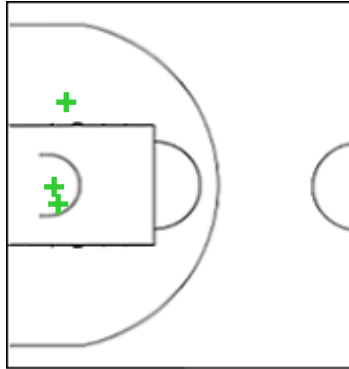
MLI - Mali

2 KANOUE Abdramane



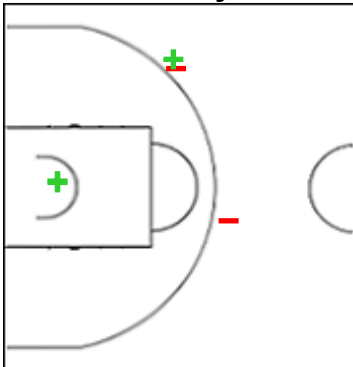
	M / A	%
Fied Goals	2 / 2	100
2 Points	2 / 2	100
3 Points	0 / 0	0
Free Throws	2 / 2	100

3 TRAORE Souleymane Pinda



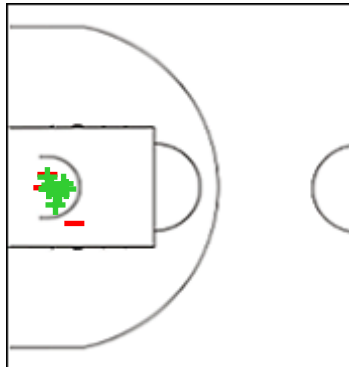
	M / A	%
Fied Goals	3 / 3	100
2 Points	3 / 3	100
3 Points	0 / 0	0
Free Throws	0 / 1	0

10 TOGO Allaye



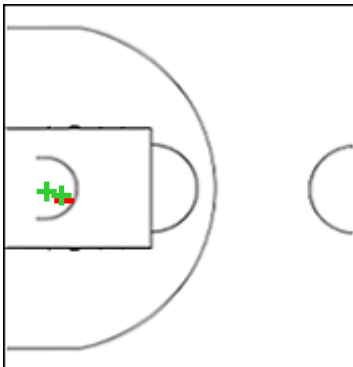
	M / A	%
Fied Goals	3 / 5	60
2 Points	2 / 2	100
3 Points	1 / 3	33
Free Throws	10 / 12	83

11 BALLO Oumar



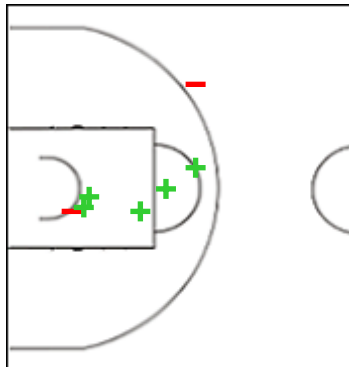
	M / A	%
Fied Goals	9 / 12	75
2 Points	9 / 12	75
3 Points	0 / 0	0
Free Throws	0 / 1	0

12 CAMARA Abdoul Aziz



	M / A	%
Fied Goals	2 / 3	67
2 Points	2 / 3	67
3 Points	0 / 0	0
Free Throws	1 / 2	50

15 DIABY Modibo



	M / A	%
Fied Goals	5 / 7	71
2 Points	5 / 6	83
3 Points	0 / 1	0
Free Throws	2 / 6	33

Shot Chart

MLI 104 vs 66 JPN

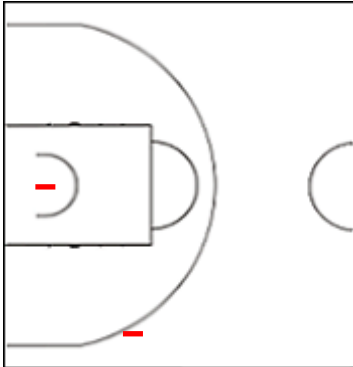
(27-17, 18-7, 27-16, 32-26)

Scoring by 5 min intervals:

	Q1		Q2		Q3		Q4	
MLI	14	27	38	45	57	72	87	104
JPN	6	17	19	24	38	40	51	66

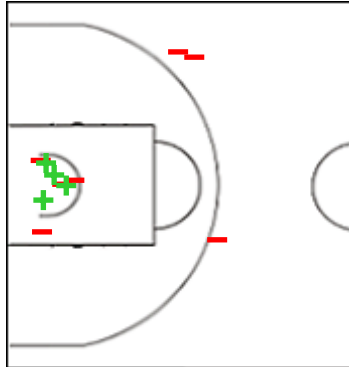
MLI - Mali

18 DEMBELE Ladji Kalilou



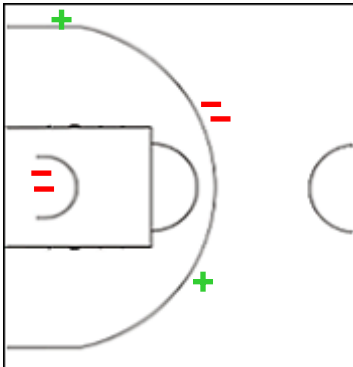
	M / A	%
Fied Goals	0 / 2	0
2 Points	0 / 1	0
3 Points	0 / 1	0
Free Throws	2 / 2	100

20 KONATE Tamandjan dit



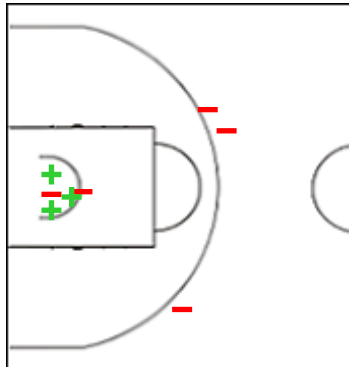
	M / A	%
Fied Goals	4 / 11	36
2 Points	4 / 8	50
3 Points	0 / 3	0
Free Throws	2 / 2	100

23 KANOUTE Mohamed Cherif



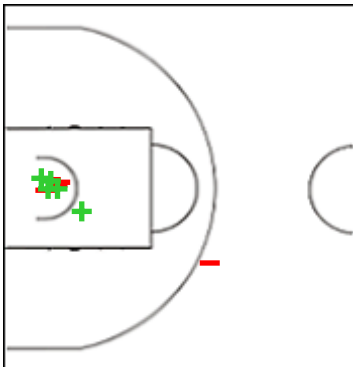
	M / A	%
Fied Goals	2 / 6	33
2 Points	0 / 2	0
3 Points	2 / 4	50
Free Throws	2 / 4	50

25 COULIBALY Bourama



	M / A	%
Fied Goals	3 / 8	38
2 Points	3 / 5	60
3 Points	0 / 3	0
Free Throws	4 / 6	67

33 SIDIBE Mohamed



	M / A	%
Fied Goals	5 / 10	50
2 Points	5 / 9	56
3 Points	0 / 1	0
Free Throws	0 / 0	0

GLOBAL PARTNERS



Shot Chart

MLI 104 vs 66 JPN

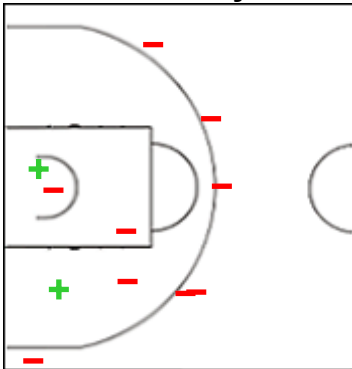
(27-17, 18-7, 27-16, 32-26)

Scoring by 5 min intervals:

	Q1		Q2		Q3		Q4	
MLI	14	27	38	45	57	72	87	104
JPN	6	17	19	24	38	40	51	66

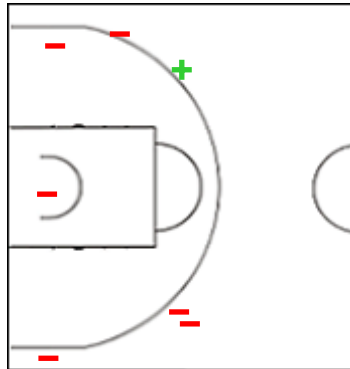
JPN - Japan

4 MOTODA Taiyo



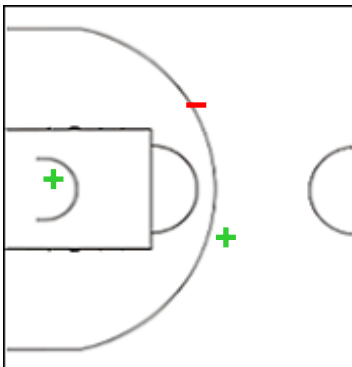
	M / A	%
Fied Goals	2 / 11	18
2 Points	2 / 5	40
3 Points	0 / 6	0
Free Throws	3 / 4	75

5 YONEYAMA Java Eo



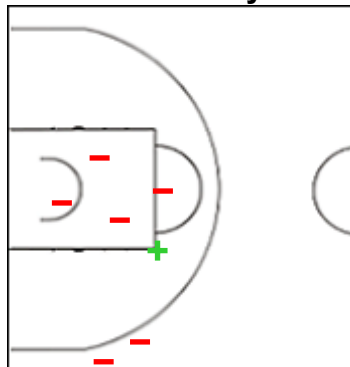
	M / A	%
Fied Goals	1 / 7	14
2 Points	0 / 2	0
3 Points	1 / 5	20
Free Throws	2 / 2	100

7 KIBAYASHI Yu



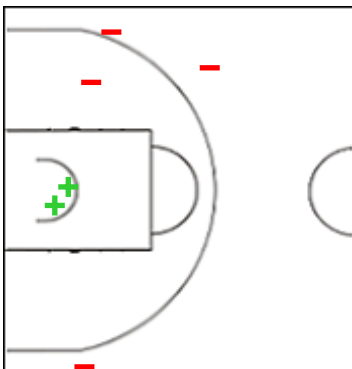
	M / A	%
Fied Goals	2 / 3	67
2 Points	1 / 1	100
3 Points	1 / 2	50
Free Throws	0 / 0	0

8 OGAWA Atsuya



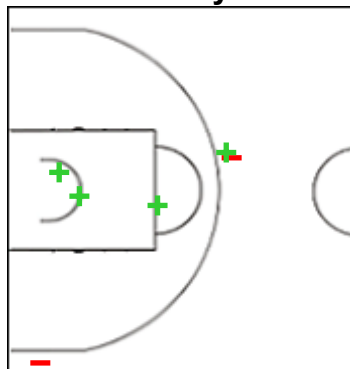
	M / A	%
Fied Goals	1 / 7	14
2 Points	1 / 5	20
3 Points	0 / 2	0
Free Throws	2 / 2	100

11 HARPER JR John



	M / A	%
Fied Goals	2 / 6	33
2 Points	2 / 3	67
3 Points	0 / 3	0
Free Throws	0 / 0	0

12 ASAI Hideya



	M / A	%
Fied Goals	4 / 6	67
2 Points	3 / 3	100
3 Points	1 / 3	33
Free Throws	0 / 0	0

Shot Chart

MLI 104 vs 66 JPN

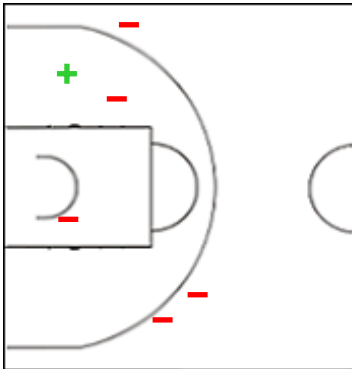
(27-17, 18-7, 27-16, 32-26)

Scoring by 5 min intervals:

	Q1		Q2		Q3		Q4	
MLI	14	27	38	45	57	72	87	104
JPN	6	17	19	24	38	40	51	66

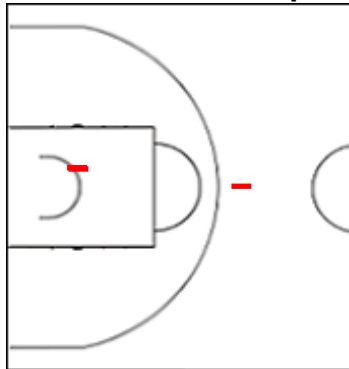
JPN - Japan

13 KANECHIKA Ren



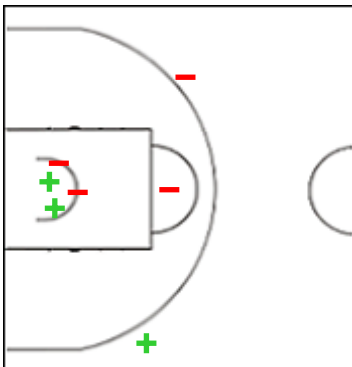
	M / A	%
Fied Goals	1 / 6	17
2 Points	1 / 3	33
3 Points	0 / 3	0
Free Throws	1 / 2	50

14 IWASHITA Jumpei



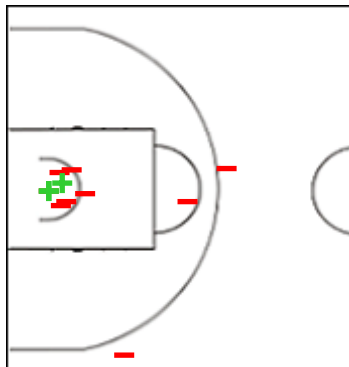
	M / A	%
Fied Goals	0 / 3	0
2 Points	0 / 2	0
3 Points	0 / 1	0
Free Throws	1 / 2	50

15 KANNO Bruce



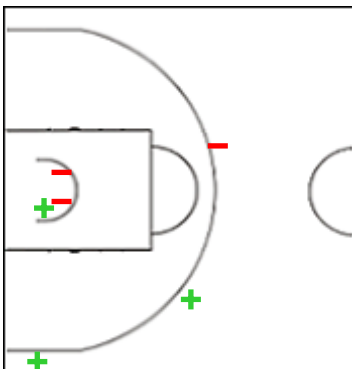
	M / A	%
Fied Goals	3 / 7	43
2 Points	2 / 5	40
3 Points	1 / 2	50
Free Throws	0 / 0	0

16 YAMANOUCHI Yuto



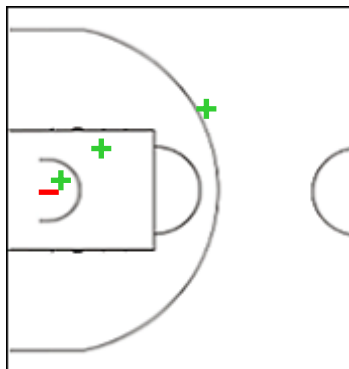
	M / A	%
Fied Goals	3 / 12	25
2 Points	3 / 10	30
3 Points	0 / 2	0
Free Throws	0 / 0	0

17 YAMAZAKI Ibu



	M / A	%
Fied Goals	3 / 6	50
2 Points	1 / 3	33
3 Points	2 / 3	67
Free Throws	0 / 0	0

18 KAWASHIMA Yuto



	M / A	%
Fied Goals	3 / 4	75
2 Points	2 / 3	67
3 Points	1 / 1	100
Free Throws	0 / 0	0



Shot Chart

MLI 104 vs 66 JPN

(27-17, 18-7, 27-16, 32-26)

Scoring by 5 min intervals:

	Q1		Q2		Q3		Q4	
MLI	14	27	38	45	57	72	87	104
JPN	6	17	19	24	38	40	51	66

MLI - Mali

JPN - Japan



	M / A	%
Fied Goals	38 / 69	55
2 Points	35 / 53	66
3 Points	3 / 16	19
Free Throws	25 / 38	66

%	M / A	
32	25 / 78	Fied Goals
40	18 / 45	2 Points
21	7 / 33	3 Points
75	9 / 12	Free Throws

GLOBAL PARTNERS

