

## Shot Chart

### AUS 89 vs 44 LAT

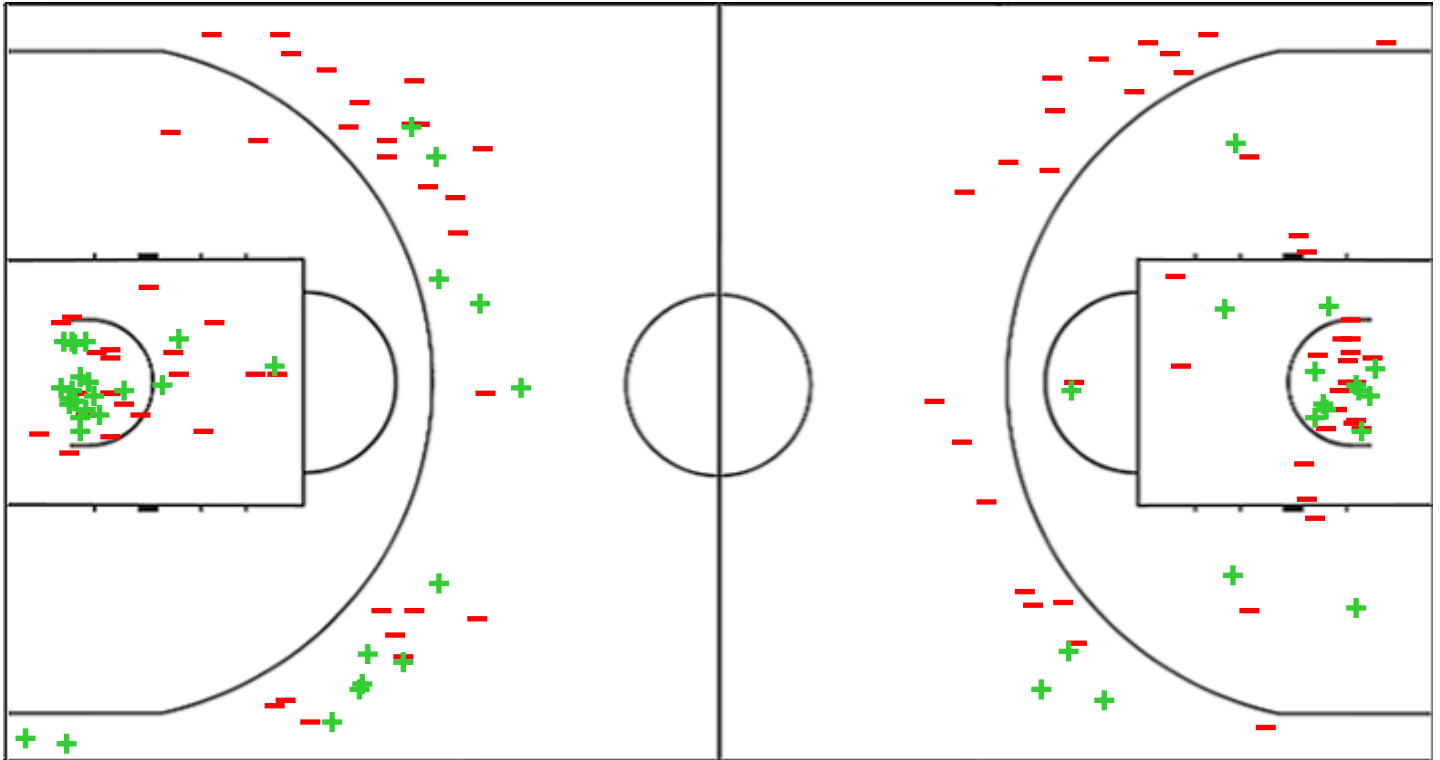
(25-6, 21-12, 23-4, 20-22)

Scoring by 5 min intervals:

	Q1		Q2		Q3		Q4	
<b>AUS</b>	15	25	36	46	58	69	77	89
<b>LAT</b>	4	6	16	18	20	22	31	44

AUS - Australia

LAT - Latvia



AUS	M / A	%
Fied Goals	34 / 81	42
2 Points	21 / 44	48
3 Points	13 / 37	35
Free Throws	8 / 10	80

%	M / A	LAT
28	18 / 64	Fied Goals
37	15 / 41	2 Points
13	3 / 23	3 Points
71	5 / 7	Free Throws

GLOBAL PARTNERS



## Shot Chart

### AUS 89 vs 44 LAT

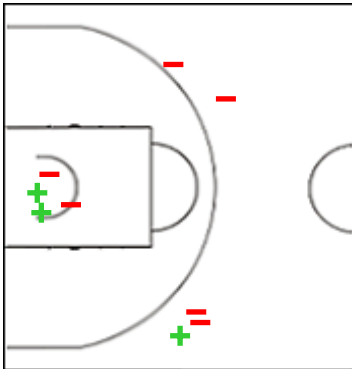
(25-6, 21-12, 23-4, 20-22)

Scoring by 5 min intervals:

	Q1		Q2		Q3		Q4	
<b>AUS</b>	15	25	36	46	58	69	77	89
<b>LAT</b>	4	6	16	18	20	22	31	44

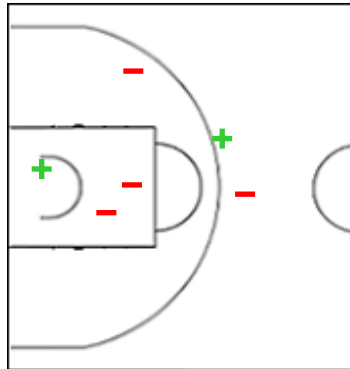
### AUS - Australia

#### 4 ARMSTRONG Taran



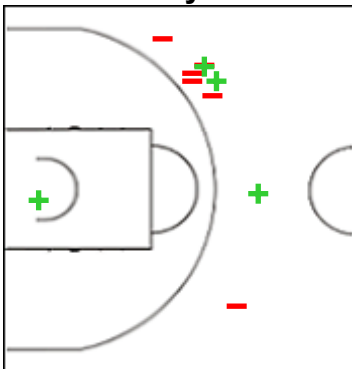
	M / A	%
Fied Goals	3 / 9	33
2 Points	2 / 4	50
3 Points	1 / 5	20
Free Throws	0 / 1	0

#### 5 BAYLES Biwali



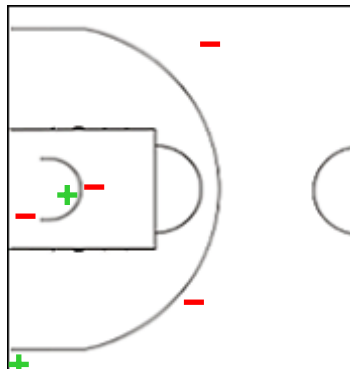
	M / A	%
Fied Goals	2 / 6	33
2 Points	1 / 4	25
3 Points	1 / 2	50
Free Throws	3 / 3	100

#### 6 SMITH Reyne



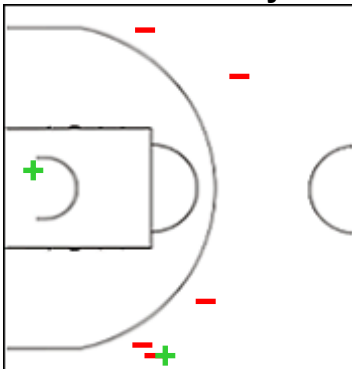
	M / A	%
Fied Goals	4 / 10	40
2 Points	1 / 1	100
3 Points	3 / 9	33
Free Throws	1 / 1	100

#### 7 WIGNESS Tamuri Slim



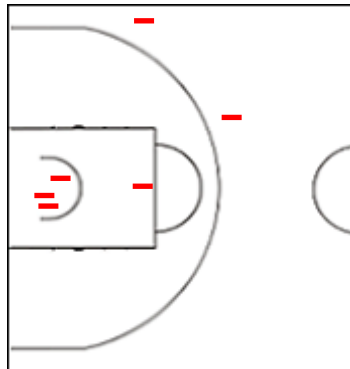
	M / A	%
Fied Goals	2 / 6	33
2 Points	1 / 3	33
3 Points	1 / 3	33
Free Throws	0 / 0	0

#### 8 GALLOWAY Jaylin



	M / A	%
Fied Goals	2 / 7	29
2 Points	1 / 1	100
3 Points	1 / 6	17
Free Throws	0 / 0	0

#### 9 JONES Blake



	M / A	%
Fied Goals	0 / 6	0
2 Points	0 / 4	0
3 Points	0 / 2	0
Free Throws	0 / 0	0

## Shot Chart

### AUS 89 vs 44 LAT

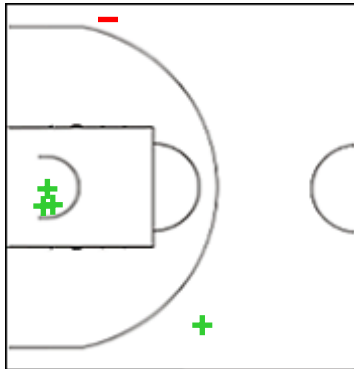
(25-6, 21-12, 23-4, 20-22)

Scoring by 5 min intervals:

	Q1		Q2		Q3		Q4	
<b>AUS</b>	15	25	36	46	58	69	77	89
<b>LAT</b>	4	6	16	18	20	22	31	44

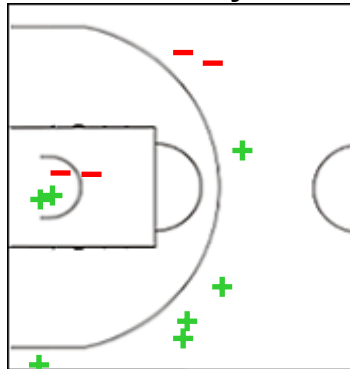
### AUS - Australia

#### 10 DENGDI Bol



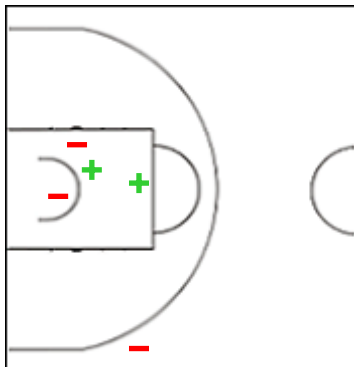
	M / A	%
Fied Goals	4 / 5	80
2 Points	3 / 3	100
3 Points	1 / 2	50
Free Throws	2 / 2	100

#### 11 DANIELS Dyson



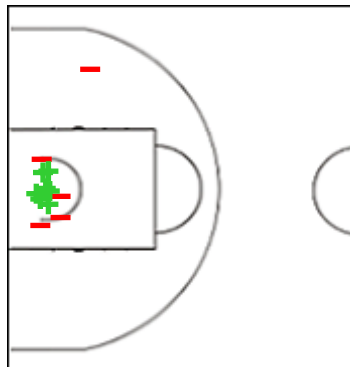
	M / A	%
Fied Goals	7 / 11	64
2 Points	2 / 4	50
3 Points	5 / 7	71
Free Throws	0 / 0	0

#### 12 ADEBAYO Toluwaleyi



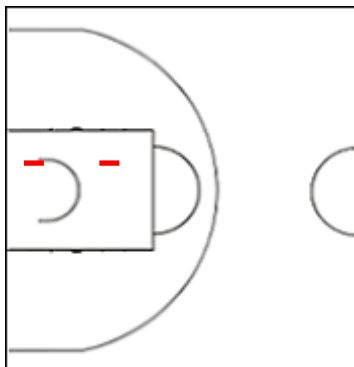
	M / A	%
Fied Goals	2 / 5	40
2 Points	2 / 4	50
3 Points	0 / 1	0
Free Throws	0 / 1	0

#### 13 GAK Akoldah



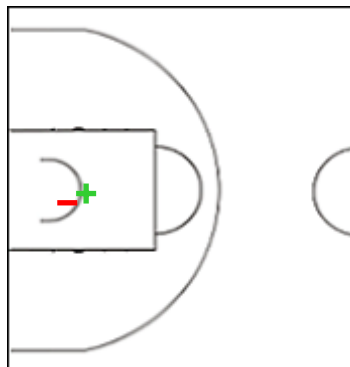
	M / A	%
Fied Goals	7 / 12	58
2 Points	7 / 12	58
3 Points	0 / 0	0
Free Throws	2 / 2	100

#### 14 OKWERA Wena David



	M / A	%
Fied Goals	0 / 2	0
2 Points	0 / 2	0
3 Points	0 / 0	0
Free Throws	0 / 0	0

#### 15 YAAK Yaak



	M / A	%
Fied Goals	1 / 2	50
2 Points	1 / 2	50
3 Points	0 / 0	0
Free Throws	0 / 0	0



Shot Chart

AUS 89 vs 44 LAT

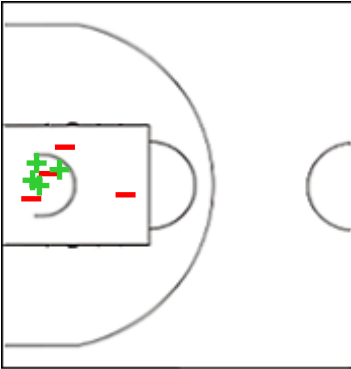
(25-6, 21-12, 23-4, 20-22)

Scoring by 5 min intervals:

	Q1		Q2		Q3		Q4	
AUS	15	25	36	46	58	69	77	89
LAT	4	6	16	18	20	22	31	44

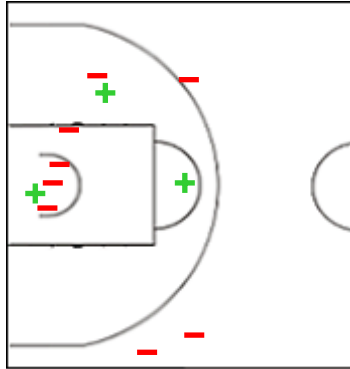
LAT - Latvia

4 VILJAMSONS Noa Daniels



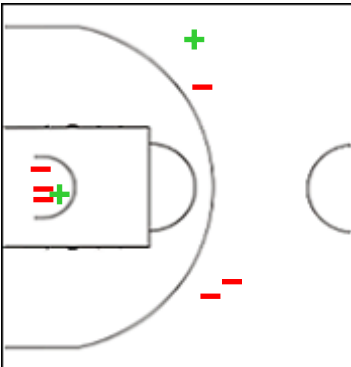
	M / A	%
Fied Goals	4 / 8	50
2 Points	4 / 8	50
3 Points	0 / 0	0
Free Throws	0 / 0	0

5 SKUJA Toms



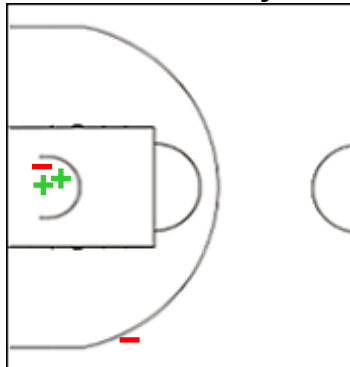
	M / A	%
Fied Goals	3 / 11	27
2 Points	3 / 8	38
3 Points	0 / 3	0
Free Throws	0 / 0	0

6 FEIERBERGS Kristians



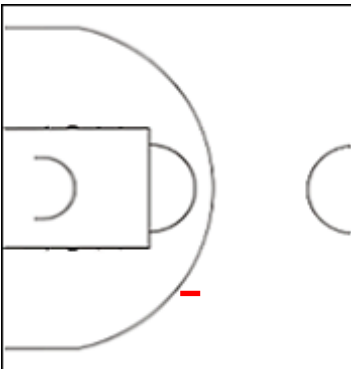
	M / A	%
Fied Goals	2 / 8	25
2 Points	1 / 4	25
3 Points	1 / 4	25
Free Throws	0 / 0	0

7 MACOHA Rodijs



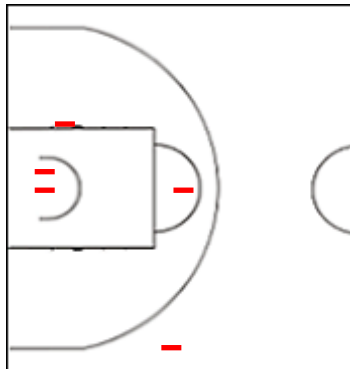
	M / A	%
Fied Goals	2 / 4	50
2 Points	2 / 3	67
3 Points	0 / 1	0
Free Throws	2 / 2	100

8 BRIEDIS Valters



	M / A	%
Fied Goals	0 / 1	0
2 Points	0 / 0	0
3 Points	0 / 1	0
Free Throws	0 / 0	0

10 SULCS Kristians



	M / A	%
Fied Goals	0 / 5	0
2 Points	0 / 4	0
3 Points	0 / 1	0
Free Throws	0 / 0	0



Shot Chart

AUS 89 vs 44 LAT

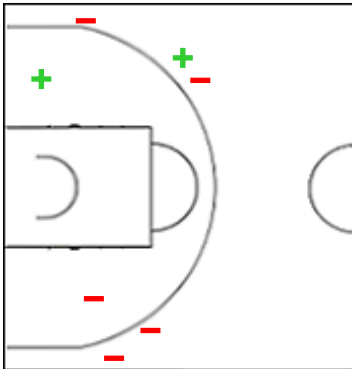
(25-6, 21-12, 23-4, 20-22)

Scoring by 5 min intervals:

	Q1		Q2		Q3		Q4	
AUS	15	25	36	46	58	69	77	89
LAT	4	6	16	18	20	22	31	44

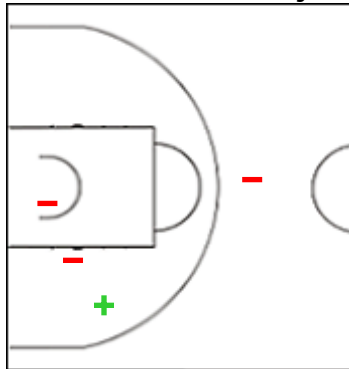
LAT - Latvia

11 VANAGS Ricards Daniels



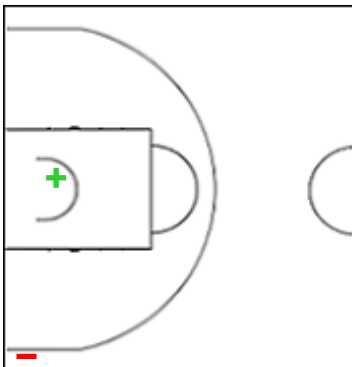
	M / A	%
Fied Goals	2 / 7	29
2 Points	1 / 2	50
3 Points	1 / 5	20
Free Throws	2 / 3	67

12 SLIVACKIS Enrijas Noels



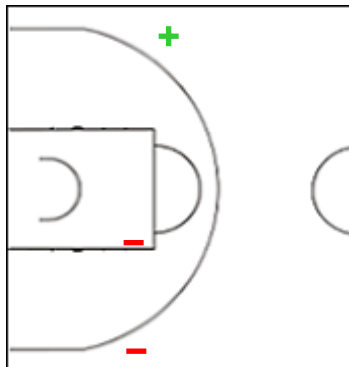
	M / A	%
Fied Goals	1 / 4	25
2 Points	1 / 3	33
3 Points	0 / 1	0
Free Throws	0 / 0	0

13 KLANSKIS Ricards



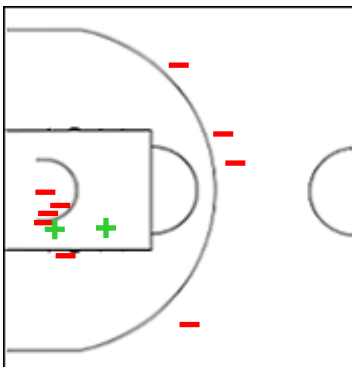
	M / A	%
Fied Goals	1 / 2	50
2 Points	1 / 1	100
3 Points	0 / 1	0
Free Throws	1 / 2	50

14 DENAFS Davis



	M / A	%
Fied Goals	1 / 3	33
2 Points	0 / 1	0
3 Points	1 / 2	50
Free Throws	0 / 0	0

15 HELMANIS Kriss



	M / A	%
Fied Goals	2 / 11	18
2 Points	2 / 7	29
3 Points	0 / 4	0
Free Throws	0 / 0	0

## Shot Chart

### AUS 89 vs 44 LAT

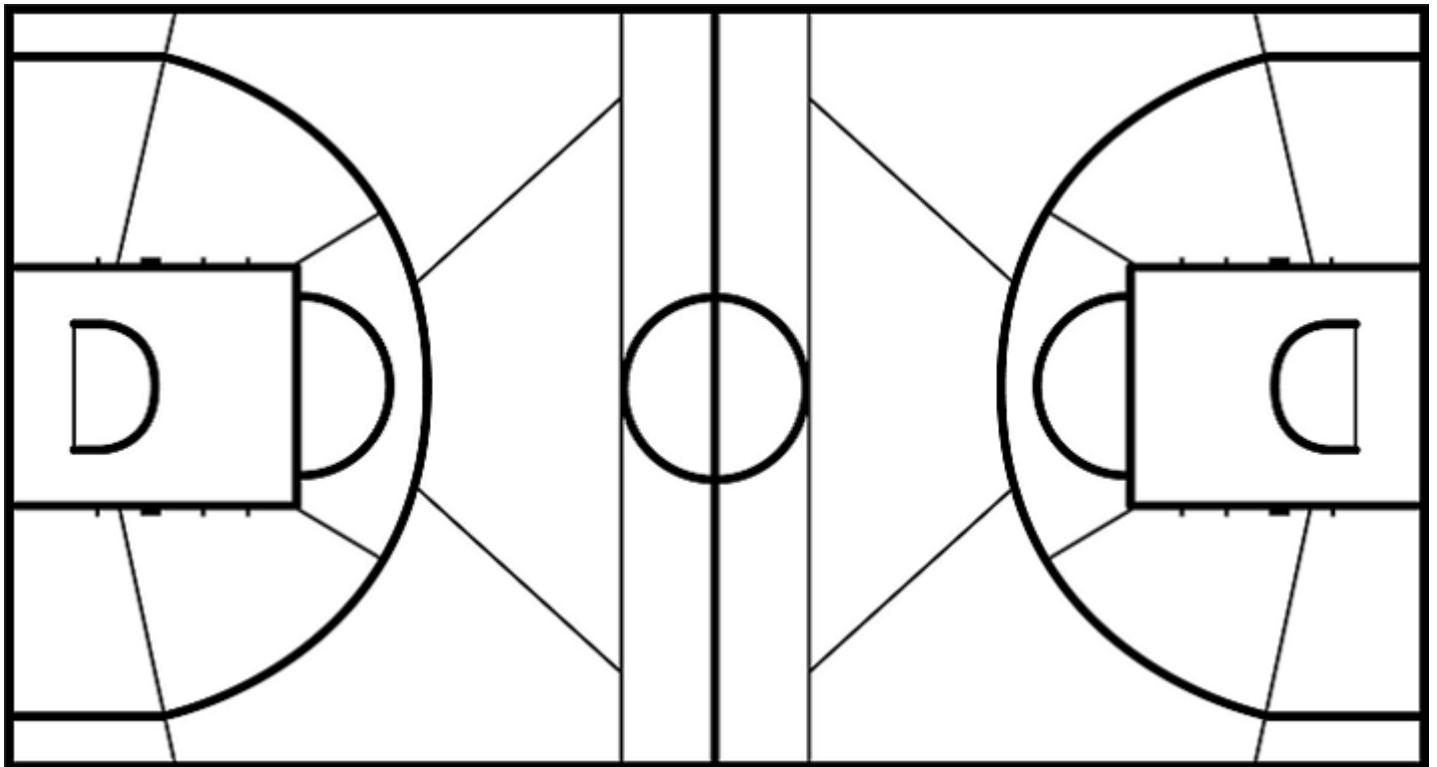
(25-6, 21-12, 23-4, 20-22)

Scoring by 5 min intervals:

	Q1		Q2		Q3		Q4	
<b>AUS</b>	15	25	36	46	58	69	77	89
<b>LAT</b>	4	6	16	18	20	22	31	44

AUS - Australia

LAT - Latvia



	M / A	%
<b>Fied Goals</b>	34 / 81	42
<b>2 Points</b>	21 / 44	48
<b>3 Points</b>	13 / 37	35
<b>Free Throws</b>	8 / 10	80

%	M / A	
28	18 / 64	<b>Fied Goals</b>
37	15 / 41	<b>2 Points</b>
13	3 / 23	<b>3 Points</b>
71	5 / 7	<b>Free Throws</b>

GLOBAL PARTNERS

