

TOURNAMENT SUMMARY

Group Phase - Group A

Phase	Game No	Teams	Date	Start Time	Location	Attendance	Final	Q1	Q2	Q3	Q4
Group Phase	1	JPN vs IND	Mon 27 Sep	10:00	Prince Hamza	156	136-46	41-14	25-11	38-14	32-7
	2	KOR vs NZL	Mon 27 Sep	13:00	Prince Hamza	135	85-69	24-20	22-18	26-21	13-10
	3	NZL vs JPN	Tue 28 Sep	10:00	Prince Hamza	0	50-62	20-13	11-19	11-15	8-15
	4	IND vs KOR	Tue 28 Sep	13:00	Prince Hamza	100	69-107	20-26	15-25	7-33	27-23

Group A						Games			Points		Diff.	Pen. Points	Class. Points
Rank		JPN	KOR	NZL	IND	Played	Won	Lost	For	Agn			
1	JPN		29 Sep	62-50	136-46	2	2	0	198	96	+102		4
2	KOR	29 Sep		85-69	107-69	2	2	0	192	138	+54		4
3	NZL	50-62	69-85		29 Sep	2	0	2	119	147	-28		2
4	IND	46-136	69-107	29 Sep		2	0	2	115	243	-128		2

Group Phase - Group B

Phase	Game No	Teams	Date	Start Time	Location	Attendance	Final	Q1	Q2	Q3	Q4
Group Phase	1	CHN vs PHI	Mon 27 Sep	16:00	Prince Hamza	0	143-52	35-17	34-12	39-9	35-14
	2	AUS vs TPE	Mon 27 Sep	19:00	Prince Hamza	0	76-65	19-16	14-18	20-11	23-20
	3	TPE vs CHN	Tue 28 Sep	16:00	Prince Hamza	35	50-124	12-29	10-30	10-37	18-28
	4	PHI vs AUS	Tue 28 Sep	19:00	Prince Hamza	125	56-120	20-32	13-32	13-27	10-29

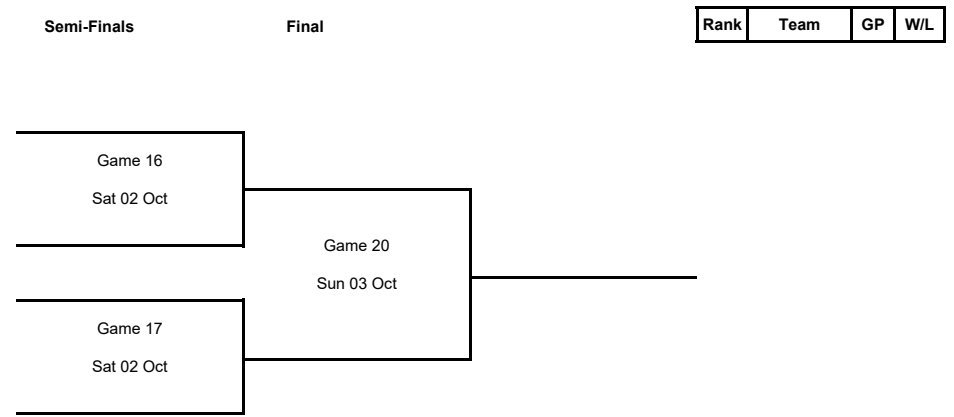
Group B						Games			Points		Diff.	Pen. Points	Class. Points
Rank		CHN	AUS	TPE	PHI	Played	Won	Lost	For	Agn			
1	CHN		29 Sep	124-50	143-52	2	2	0	267	102	+165		4
2	AUS	29 Sep		76-65	120-56	2	2	0	196	121	+75		4
3	TPE	50-124	65-76		29 Sep	2	0	2	115	200	-85		2
4	PHI	52-143	56-120	29 Sep		2	0	2	108	263	-155		2

Legend :							
Class.	Classification	Diff.	Difference	DSQ	Disqualified	GP	Games played
OTx	Overtime	Qx	Quarter Time	W/L	Win/Loss		

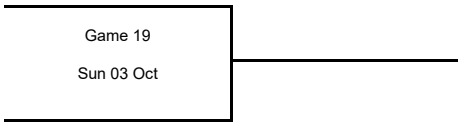
GLOBAL PARTNERS



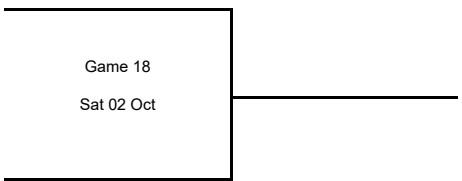
TOURNAMENT SUMMARY



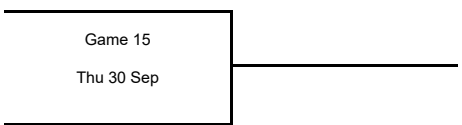
3rd Place Game



Classification 5-6



Classification 7-8



GLOBAL PARTNERS

