



Shot Chart

JPN 78 vs 73 CHN

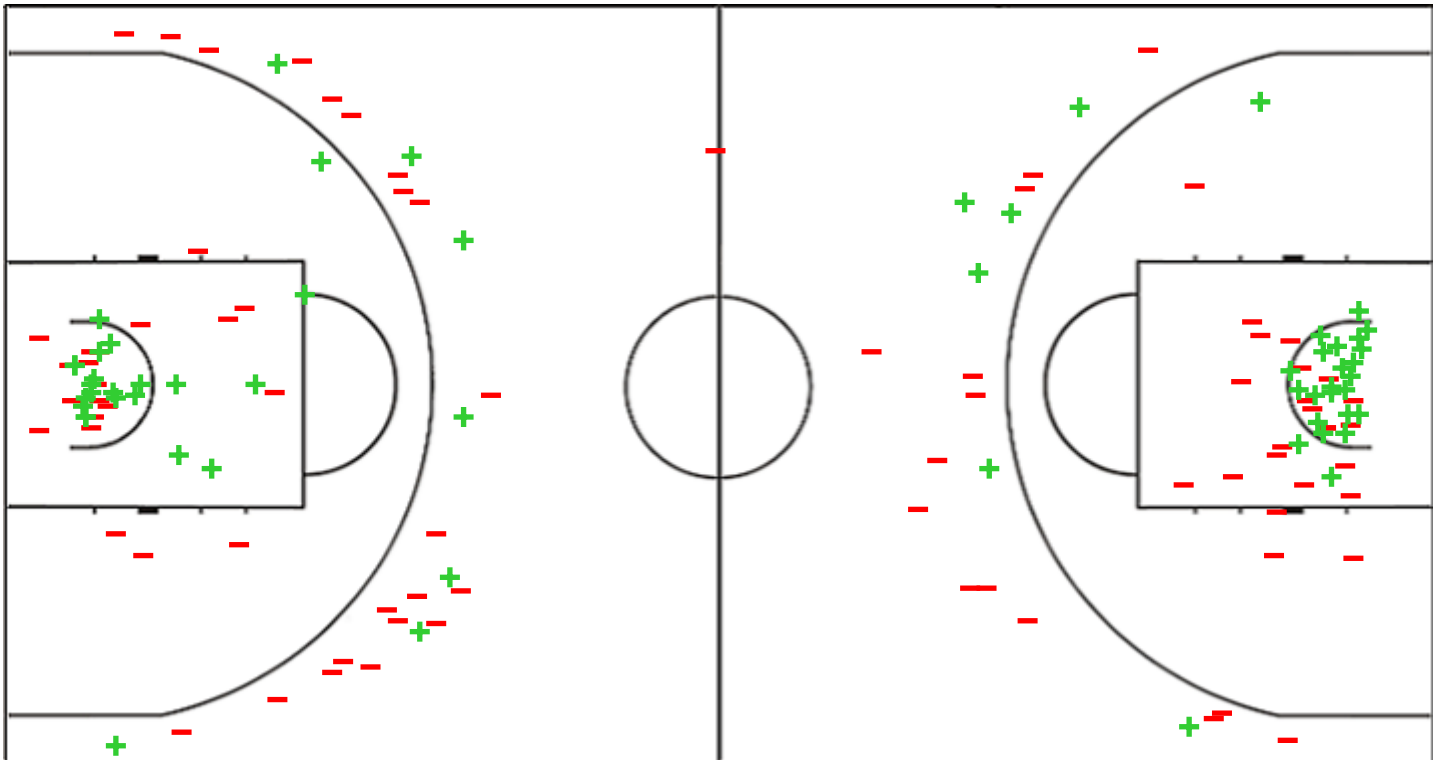
(19-21, 17-18, 16-18, 26-16)

Scoring by 5 min intervals:

	Q1		Q2		Q3		Q4	
JPN	11	19	34	36	49	52	66	78
CHN	12	21	30	39	42	57	61	73

JPN - Japan

CHN - People 's Republic of China



JPN	M / A	%
Fied Goals	29 / 71	41
2 Points	22 / 42	52
3 Points	7 / 29	24
Free Throws	13 / 15	87

%	M / A	CHN
45	30 / 67	Fied Goals
51	24 / 47	2 Points
30	6 / 20	3 Points
70	7 / 10	Free Throws

GLOBAL PARTNERS





Shot Chart

JPN 78 vs 73 CHN

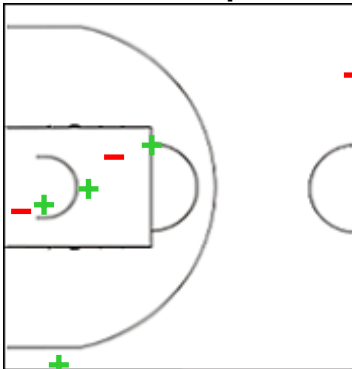
(19-21, 17-18, 16-18, 26-16)

Scoring by 5 min intervals:

	Q1		Q2		Q3		Q4	
JPN	11	19	34	36	49	52	66	78
CHN	12	21	30	39	42	57	61	73

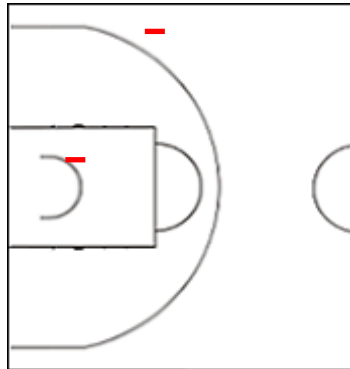
JPN - Japan

3 MAWULI Stephanie



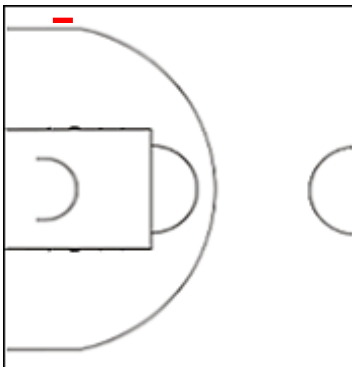
	M / A	%
Fied Goals	4 / 7	57
2 Points	3 / 5	60
3 Points	1 / 2	50
Free Throws	4 / 5	80

20 TODO Nanako



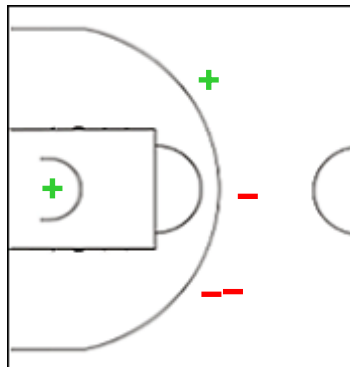
	M / A	%
Fied Goals	0 / 2	0
2 Points	0 / 1	0
3 Points	0 / 1	0
Free Throws	0 / 0	0

21 NAGATA Moe



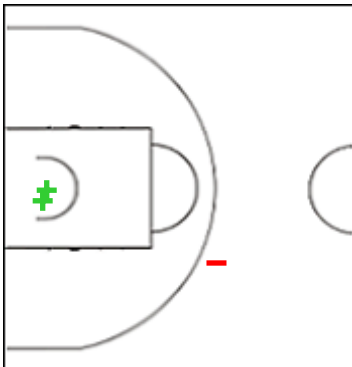
	M / A	%
Fied Goals	0 / 1	0
2 Points	0 / 0	0
3 Points	0 / 1	0
Free Throws	0 / 0	0

23 YAMAMOTO Mai



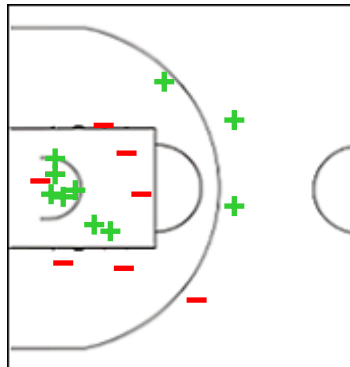
	M / A	%
Fied Goals	2 / 5	40
2 Points	1 / 1	100
3 Points	1 / 4	25
Free Throws	1 / 1	100

27 HAYASHI Saki



	M / A	%
Fied Goals	2 / 3	67
2 Points	2 / 2	100
3 Points	0 / 1	0
Free Throws	2 / 2	100

32 MIYAZAKI Saori



	M / A	%
Fied Goals	10 / 18	56
2 Points	8 / 15	53
3 Points	2 / 3	67
Free Throws	4 / 4	100

GLOBAL PARTNERS





Shot Chart

JPN 78 vs 73 CHN

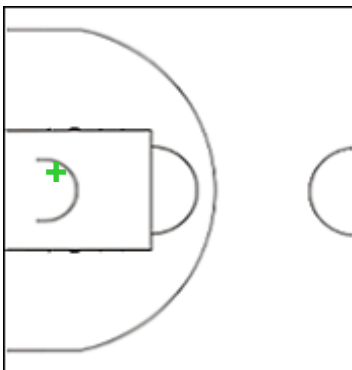
(19-21, 17-18, 16-18, 26-16)

Scoring by 5 min intervals:

	Q1		Q2		Q3		Q4	
JPN	11	19	34	36	49	52	66	78
CHN	12	21	30	39	42	57	61	73

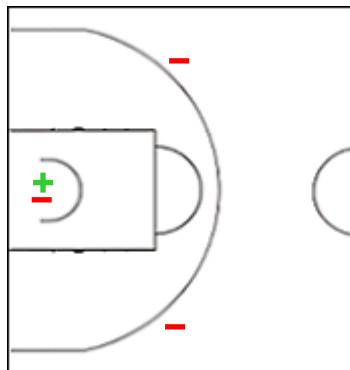
JPN - Japan

33 NAKADA Tamami



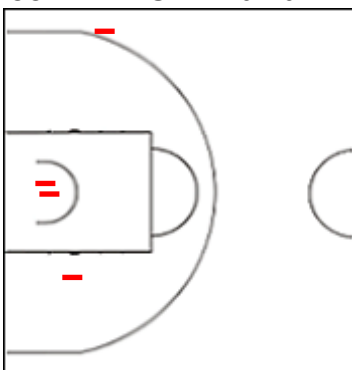
	M / A	%
Fied Goals	1 / 1	100
2 Points	1 / 1	100
3 Points	0 / 0	0
Free Throws	2 / 2	100

81 MIYASHITA Kiho



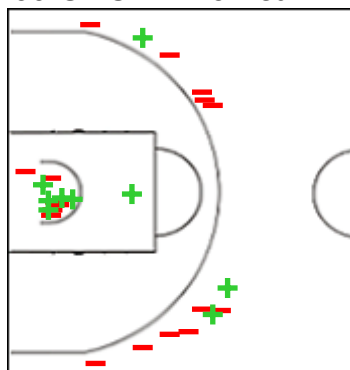
	M / A	%
Fied Goals	1 / 4	25
2 Points	1 / 2	50
3 Points	0 / 2	0
Free Throws	0 / 0	0

88 AKAHO Himawari



	M / A	%
Fied Goals	0 / 4	0
2 Points	0 / 3	0
3 Points	0 / 1	0
Free Throws	0 / 0	0

99 OKOYE Monica



	M / A	%
Fied Goals	9 / 26	35
2 Points	6 / 12	50
3 Points	3 / 14	21
Free Throws	0 / 1	0

GLOBAL PARTNERS





Shot Chart

JPN 78 vs 73 CHN

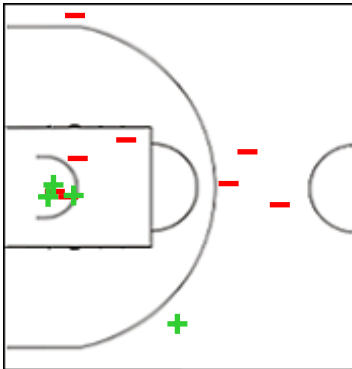
(19-21, 17-18, 16-18, 26-16)

Scoring by 5 min intervals:

	Q1		Q2		Q3		Q4	
JPN	11	19	34	36	49	52	66	78
CHN	12	21	30	39	42	57	61	73

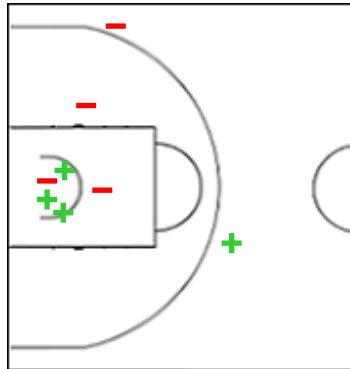
CHN - People 's Republic of China

3 YANG Liwei



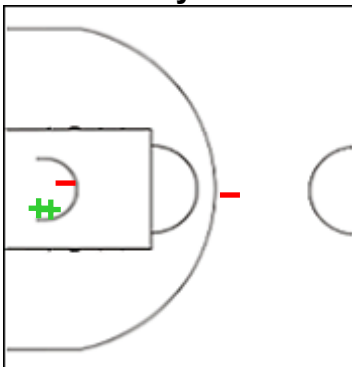
	M / A	%
Fied Goals	4 / 12	33
2 Points	3 / 7	43
3 Points	1 / 5	20
Free Throws	2 / 2	100

4 LI Yuan



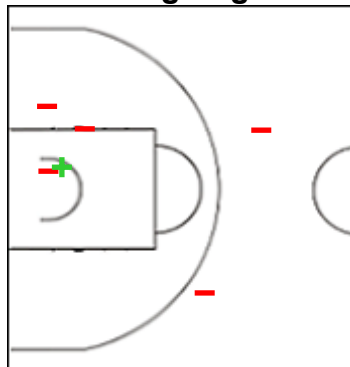
	M / A	%
Fied Goals	4 / 8	50
2 Points	3 / 6	50
3 Points	1 / 2	50
Free Throws	2 / 2	100

5 WANG Siyu



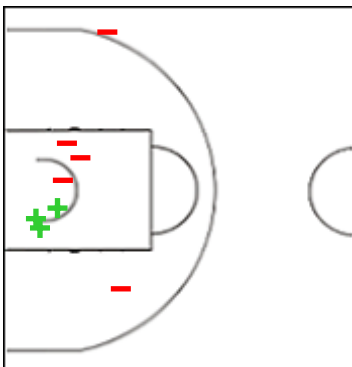
	M / A	%
Fied Goals	2 / 4	50
2 Points	2 / 3	67
3 Points	0 / 1	0
Free Throws	1 / 2	50

6 WU Tongtong



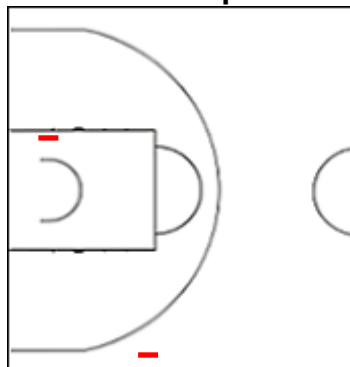
	M / A	%
Fied Goals	1 / 6	17
2 Points	1 / 4	25
3 Points	0 / 2	0
Free Throws	0 / 0	0

8 ZHANG Ru



	M / A	%
Fied Goals	3 / 8	38
2 Points	3 / 7	43
3 Points	0 / 1	0
Free Throws	0 / 0	0

10 PAN Zhenqi



	M / A	%
Fied Goals	0 / 2	0
2 Points	0 / 1	0
3 Points	0 / 1	0
Free Throws	0 / 0	0

GLOBAL PARTNERS





Shot Chart

JPN 78 vs 73 CHN

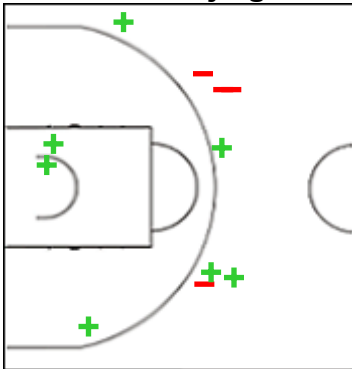
(19-21, 17-18, 16-18, 26-16)

Scoring by 5 min intervals:

	Q1		Q2		Q3		Q4	
JPN	11	19	34	36	49	52	66	78
CHN	12	21	30	39	42	57	61	73

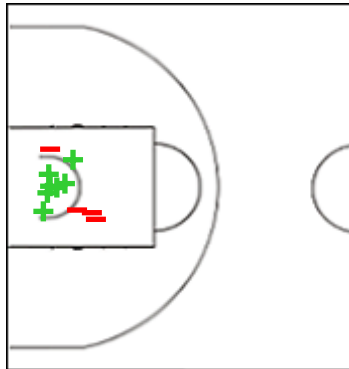
CHN - People 's Republic of China

11 HUANG Sijing



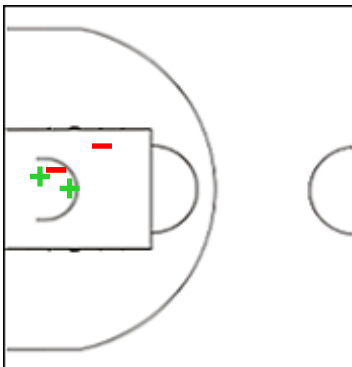
	M / A	%
Fied Goals	7 / 11	64
2 Points	3 / 3	100
3 Points	4 / 8	50
Free Throws	0 / 0	0

14 LI Yueru



	M / A	%
Fied Goals	7 / 11	64
2 Points	7 / 11	64
3 Points	0 / 0	0
Free Throws	2 / 4	50

15 HAN Xu



	M / A	%
Fied Goals	2 / 5	40
2 Points	2 / 5	40
3 Points	0 / 0	0
Free Throws	0 / 0	0

GLOBAL PARTNERS





Shot Chart

JPN 78 vs 73 CHN

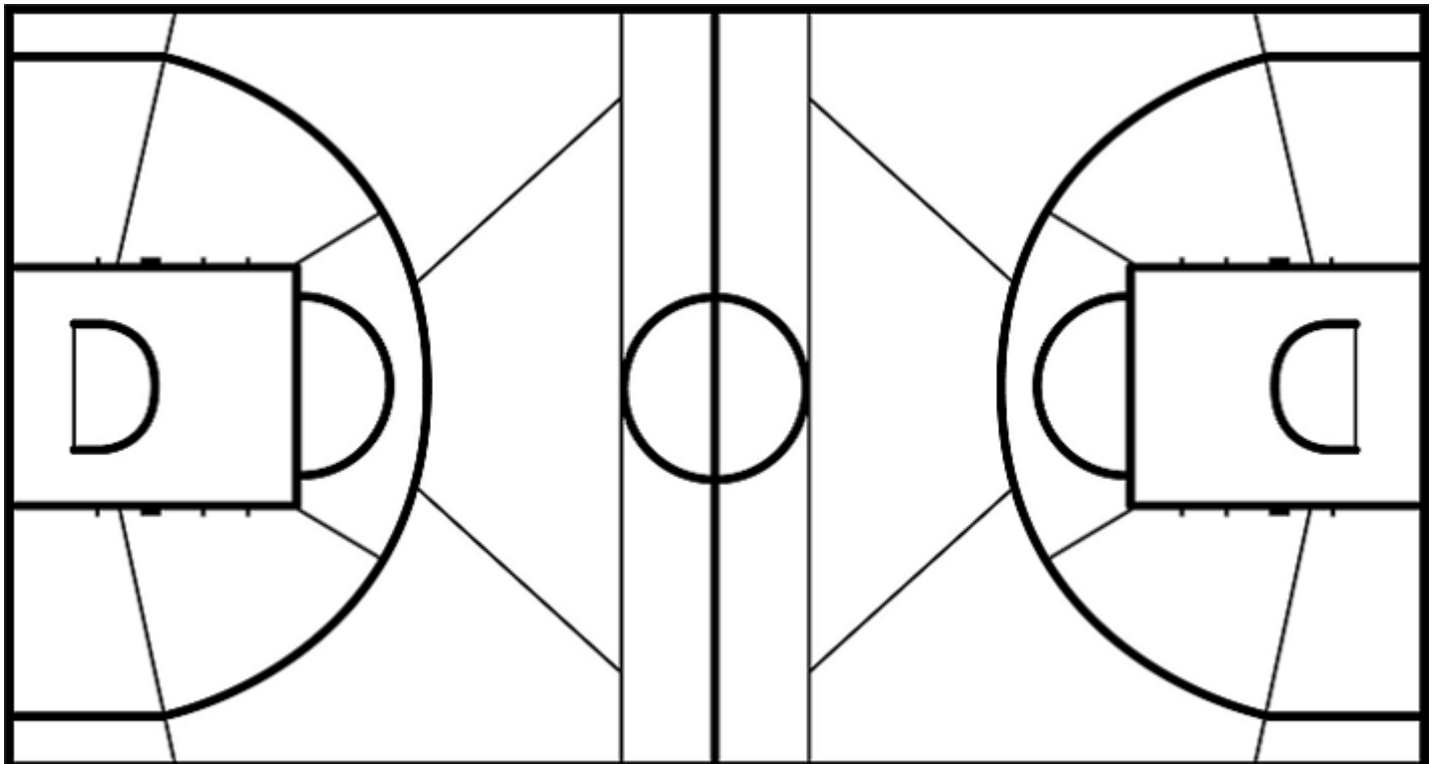
(19-21, 17-18, 16-18, 26-16)

Scoring by 5 min intervals:

	Q1		Q2		Q3		Q4	
JPN	11	19	34	36	49	52	66	78
CHN	12	21	30	39	42	57	61	73

JPN - Japan

CHN - People 's Republic of China



	M / A	%
Fied Goals	29 / 71	41
2 Points	22 / 42	52
3 Points	7 / 29	24
Free Throws	13 / 15	87

%	M / A	
45	30 / 67	Fied Goals
51	24 / 47	2 Points
30	6 / 20	3 Points
70	7 / 10	Free Throws

GLOBAL PARTNERS

