

TOURNAMENT SUMMARY

Group Phase - Group A

| Phase | Game No | Teams | Date | Start Time | Location | Attendance | Final | Q1 | Q2 | Q3 | Q4 |
|-------------|---------|------------|------------|------------|--------------|------------|--------|-------|-------|-------|-------|
| Group Phase | 1 | JPN vs IND | Mon 27 Sep | 10:00 | Prince Hamza | 156 | 136-46 | 41-14 | 25-11 | 38-14 | 32-7 |
| | 2 | KOR vs NZL | Mon 27 Sep | 13:00 | Prince Hamza | 135 | 85-69 | 24-20 | 22-18 | 26-21 | 13-10 |
| | 3 | NZL vs JPN | Tue 28 Sep | 10:00 | Prince Hamza | 0 | 50-62 | 20-13 | 11-19 | 11-15 | 8-15 |
| | 4 | IND vs KOR | Tue 28 Sep | 13:00 | Prince Hamza | 100 | 69-107 | 20-26 | 15-25 | 7-33 | 27-23 |
| | 5 | JPN vs KOR | Wed 29 Sep | 10:00 | Prince Hamza | 0 | 67-62 | 24-18 | 13-18 | 6-12 | 24-14 |
| | 6 | NZL vs IND | Wed 29 Sep | 13:00 | Prince Hamza | 0 | 109-49 | 28-14 | 22-13 | 23-7 | 36-15 |

| Group A | | | | | | Games | | | Points | | Diff. | Pen. Points | Class. Points |
|---------|------|--------|--------|--------|--------|--------|-----|------|--------|-----|-------|-------------|---------------|
| Rank | Team | JPN | KOR | NZL | IND | Played | Won | Lost | For | Agn | | | |
| 1 | JPN | | 67-62 | 62-50 | 136-46 | 3 | 3 | 0 | 265 | 158 | +107 | | 6 |
| 2 | KOR | 62-67 | | 85-69 | 107-69 | 3 | 2 | 1 | 254 | 205 | +49 | | 5 |
| 3 | NZL | 50-62 | 69-85 | | 109-49 | 3 | 1 | 2 | 228 | 196 | +32 | | 4 |
| 4 | IND | 46-136 | 69-107 | 49-109 | | 3 | 0 | 3 | 164 | 352 | -188 | | 3 |

Group Phase - Group B

| Phase | Game No | Teams | Date | Start Time | Location | Attendance | Final | Q1 | Q2 | Q3 | Q4 |
|-------------|---------|------------|------------|------------|--------------|------------|--------|-------|-------|-------|-------|
| Group Phase | 1 | CHN vs PHI | Mon 27 Sep | 16:00 | Prince Hamza | 0 | 143-52 | 35-17 | 34-12 | 39-9 | 35-14 |
| | 2 | AUS vs TPE | Mon 27 Sep | 19:00 | Prince Hamza | 0 | 76-65 | 19-16 | 14-18 | 20-11 | 23-20 |
| | 3 | TPE vs CHN | Tue 28 Sep | 16:00 | Prince Hamza | 35 | 50-124 | 12-29 | 10-30 | 10-37 | 18-28 |
| | 4 | PHI vs AUS | Tue 28 Sep | 19:00 | Prince Hamza | 125 | 56-120 | 20-32 | 13-32 | 13-27 | 10-29 |
| | 5 | CHN vs AUS | Wed 29 Sep | 16:00 | Prince Hamza | 124 | 82-64 | 25-19 | 15-20 | 18-10 | 24-15 |
| | 6 | TPE vs PHI | Wed 29 Sep | 19:00 | Prince Hamza | 0 | 93-52 | 26-15 | 19-15 | 31-11 | 17-11 |

| Group B | | | | | | Games | | | Points | | Diff. | Pen. Points | Class. Points |
|---------|------|--------|--------|--------|--------|--------|-----|------|--------|-----|-------|-------------|---------------|
| Rank | Team | CHN | AUS | TPE | PHI | Played | Won | Lost | For | Agn | | | |
| 1 | CHN | | 82-64 | 124-50 | 143-52 | 3 | 3 | 0 | 349 | 166 | +183 | | 6 |
| 2 | AUS | 64-82 | | 76-65 | 120-56 | 3 | 2 | 1 | 260 | 203 | +57 | | 5 |
| 3 | TPE | 50-124 | 65-76 | | 93-52 | 3 | 1 | 2 | 208 | 252 | -44 | | 4 |
| 4 | PHI | 52-143 | 56-120 | 52-93 | | 3 | 0 | 3 | 160 | 356 | -196 | | 3 |

Qualification Semi-Finals

| Phase | Game No | Teams | Date | Start Time | Location | Attendance | Final | Q1 | Q2 | Q3 | Q4 |
|---------------------------|---------|------------|------------|------------|--------------|------------|-------|-------|-------|-------|-------|
| Qualification Semi-Finals | A | KOR vs TPE | Thu 30 Sep | 13:00 | Prince Hamza | 168 | 80-74 | 24-16 | 21-20 | 12-21 | 23-17 |
| | | AUS vs NZL | Thu 30 Sep | 16:00 | Prince Hamza | 33 | 72-61 | 20-20 | 20-14 | 14-11 | 18-16 |

Classification 7-8

| Phase | Game No | Teams | Date | Start Time | Location | Attendance | Final | Q1 | Q2 | Q3 | Q4 |
|--------------------|---------|------------|------------|------------|--------------|------------|-------|-------|-------|-------|-------|
| Classification 7-8 | A | IND vs PHI | Thu 30 Sep | 19:00 | Prince Hamza | 125 | 70-74 | 19-13 | 20-21 | 13-21 | 18-19 |

Semi-Finals

| Phase | Game No | Teams | Date | Start Time | Location | Attendance | Final | Q1 | Q2 | Q3 | Q4 |
|-------------|---------|------------|------------|------------|--------------|------------|-------|-------|-------|-------|-------|
| Semi-Finals | A | CHN vs KOR | Sat 02 Oct | 12:00 | Prince Hamza | 100 | 93-69 | 23-9 | 27-16 | 22-18 | 21-26 |
| | | JPN vs AUS | Sat 02 Oct | 15:00 | Prince Hamza | 123 | 67-65 | 20-12 | 11-24 | 22-19 | 14-10 |

TOURNAMENT SUMMARY

Classification 5-6

| Phase | Game No | Teams | Date | Start Time | Location | Attendance | Final | Q1 | Q2 | Q3 | Q4 |
|--------------------|---------|------------|------------|------------|--------------|------------|-------|-------|-------|-------|-------|
| Classification 5-6 | A | TPE vs NZL | Sat 02 Oct | 18:00 | Prince Hamza | 34 | 59-74 | 16-16 | 13-22 | 15-18 | 15-18 |

3rd Place Game

| Phase | Game No | Teams | Date | Start Time | Location | Attendance | Final | Q1 | Q2 | Q3 | Q4 |
|----------------|---------|------------|------------|------------|--------------|------------|-------|-------|-------|-------|-------|
| 3rd Place Game | A | AUS vs KOR | Sun 03 Oct | 12:00 | Prince Hamza | 0 | 88-58 | 24-22 | 23-10 | 19-12 | 22-14 |

Final

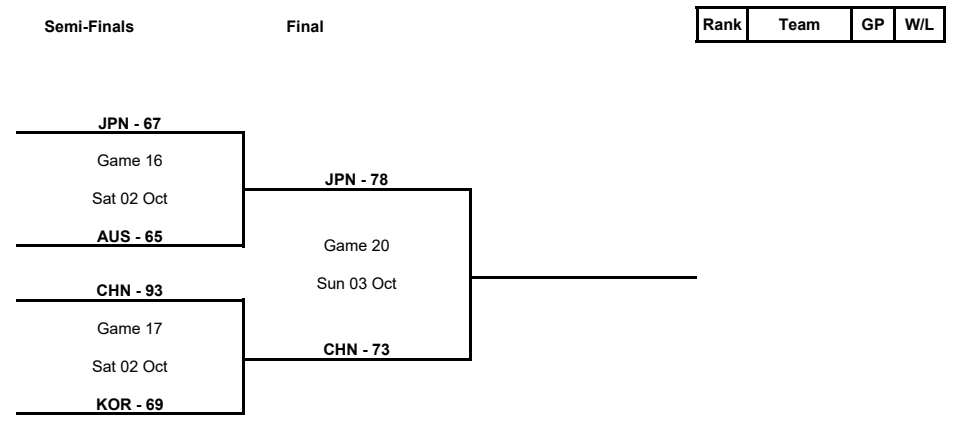
| Phase | Game No | Teams | Date | Start Time | Location | Attendance | Final | Q1 | Q2 | Q3 | Q4 |
|-------|---------|------------|------------|------------|--------------|------------|-------|-------|-------|-------|-------|
| Final | A | JPN vs CHN | Sun 03 Oct | 15:00 | Prince Hamza | 476 | 78-73 | 19-21 | 17-18 | 16-18 | 26-16 |

| Legend : | | | | | | | |
|----------|----------------|-------|--------------|-----|--------------|----|--------------|
| Class. | Classification | Diff. | Difference | DSQ | Disqualified | GP | Games played |
| OTx | Overtime | Qx | Quarter Time | W/L | Win/Loss | | |

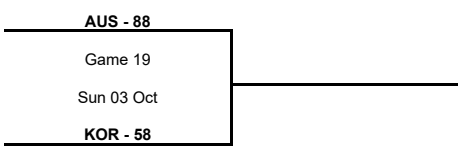
GLOBAL PARTNERS



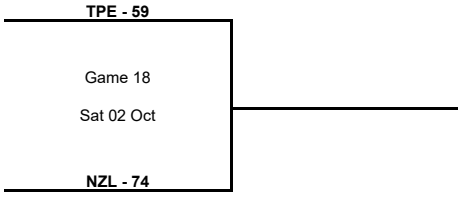
TOURNAMENT SUMMARY



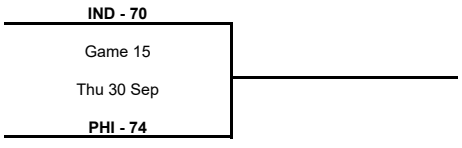
3rd Place Game



Classification 5-6



Classification 7-8



GLOBAL PARTNERS

