

TOURNAMENT SUMMARY

Group Phase - Group A

Phase	Game No	Teams	Date	Start Time	Location	Attendance	Final	Q1	Q2	Q3	Q4
Group Phase	1	JPN vs IND	Mon 27 Sep	10:00	Prince Hamza	156	136-46	41-14	25-11	38-14	32-7
	2	KOR vs NZL	Mon 27 Sep	13:00	Prince Hamza	135	85-69	24-20	22-18	26-21	13-10
	3	NZL vs JPN	Tue 28 Sep	10:00	Prince Hamza	0	50-62	20-13	11-19	11-15	8-15
	4	IND vs KOR	Tue 28 Sep	13:00	Prince Hamza	100	69-107	20-26	15-25	7-33	27-23
	5	JPN vs KOR	Wed 29 Sep	10:00	Prince Hamza	0	67-62	24-18	13-18	6-12	24-14
	6	NZL vs IND	Wed 29 Sep	13:00	Prince Hamza	0	109-49	28-14	22-13	23-7	36-15

Group A						Games			Points		Diff.	Pen. Points	Class. Points
Rank	Team	JPN	KOR	NZL	IND	Played	Won	Lost	For	Agn			
1	JPN		67-62	62-50	136-46	3	3	0	265	158	+107		6
2	KOR	62-67		85-69	107-69	3	2	1	254	205	+49		5
3	NZL	50-62	69-85		109-49	3	1	2	228	196	+32		4
4	IND	46-136	69-107	49-109		3	0	3	164	352	-188		3

Group Phase - Group B

Phase	Game No	Teams	Date	Start Time	Location	Attendance	Final	Q1	Q2	Q3	Q4
Group Phase	1	CHN vs PHI	Mon 27 Sep	16:00	Prince Hamza	0	143-52	35-17	34-12	39-9	35-14
	2	AUS vs TPE	Mon 27 Sep	19:00	Prince Hamza	0	76-65	19-16	14-18	20-11	23-20
	3	TPE vs CHN	Tue 28 Sep	16:00	Prince Hamza	35	50-124	12-29	10-30	10-37	18-28
	4	PHI vs AUS	Tue 28 Sep	19:00	Prince Hamza	125	56-120	20-32	13-32	13-27	10-29
	5	CHN vs AUS	Wed 29 Sep	16:00	Prince Hamza	124	82-64	25-19	15-20	18-10	24-15
	6	TPE vs PHI	Wed 29 Sep	19:00	Prince Hamza	0	93-52	26-15	19-15	31-11	17-11

Group B						Games			Points		Diff.	Pen. Points	Class. Points
Rank	Team	CHN	AUS	TPE	PHI	Played	Won	Lost	For	Agn			
1	CHN		82-64	124-50	143-52	3	3	0	349	166	+183		6
2	AUS	64-82		76-65	120-56	3	2	1	260	203	+57		5
3	TPE	50-124	65-76		93-52	3	1	2	208	252	-44		4
4	PHI	52-143	56-120	52-93		3	0	3	160	356	-196		3

Qualification Semi-Finals

Phase	Game No	Teams	Date	Start Time	Location	Attendance	Final	Q1	Q2	Q3	Q4
Qualification Semi-Finals	A	KOR vs TPE	Thu 30 Sep	13:00	Prince Hamza	168	80-74	24-16	21-20	12-21	23-17
		AUS vs NZL	Thu 30 Sep	16:00	Prince Hamza	33	72-61	20-20	20-14	14-11	18-16

Classification 7-8

Phase	Game No	Teams	Date	Start Time	Location	Attendance	Final	Q1	Q2	Q3	Q4
Classification 7-8	A	IND vs PHI	Thu 30 Sep	19:00	Prince Hamza	125	70-74	19-13	20-21	13-21	18-19

Semi-Finals

Phase	Game No	Teams	Date	Start Time	Location	Attendance	Final	Q1	Q2	Q3	Q4
Semi-Finals	A	CHN vs KOR	Sat 02 Oct	12:00	Prince Hamza	100	93-69	23-9	27-16	22-18	21-26
		JPN vs AUS	Sat 02 Oct	15:00	Prince Hamza	123	67-65	20-12	11-24	22-19	14-10

TOURNAMENT SUMMARY

Classification 5-6

Phase	Game No	Teams	Date	Start Time	Location	Attendance	Final	Q1	Q2	Q3	Q4
Classification 5-6	A	TPE vs NZL	Sat 02 Oct	18:00	Prince Hamza	34	59-74	16-16	13-22	15-18	15-18

3rd Place Game

Phase	Game No	Teams	Date	Start Time	Location	Attendance	Final	Q1	Q2	Q3	Q4
3rd Place Game	A	AUS vs KOR	Sun 03 Oct	12:00	Prince Hamza	0	88-58	24-22	23-10	19-12	22-14

Final

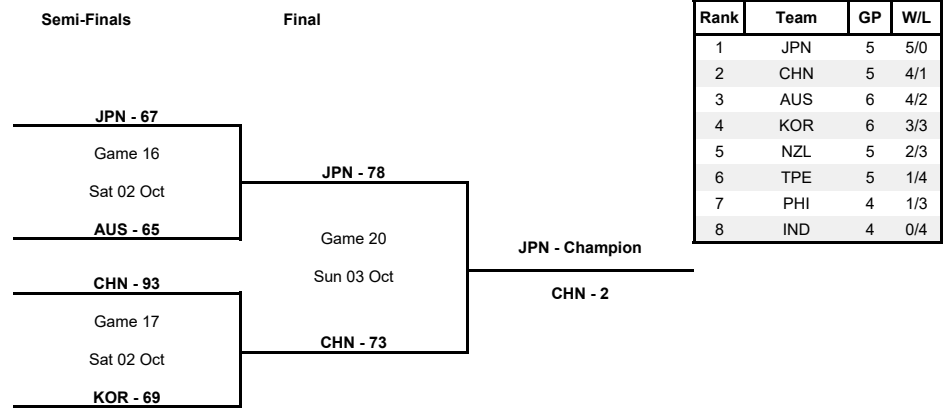
Phase	Game No	Teams	Date	Start Time	Location	Attendance	Final	Q1	Q2	Q3	Q4
Final	A	JPN vs CHN	Sun 03 Oct	15:00	Prince Hamza	476	78-73	19-21	17-18	16-18	26-16

Legend :	
Class.	Classification
OTx	Overtime
Diff.	Difference
Qx	Quarter Time
DSQ	Disqualified
W/L	Win/Loss
GP	Games played

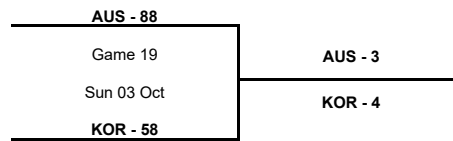
GLOBAL PARTNERS



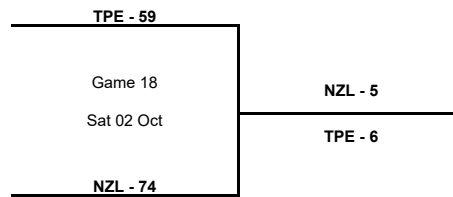
TOURNAMENT SUMMARY



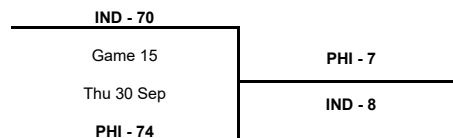
3rd Place Game



Classification 5-6



Classification 7-8



GLOBAL PARTNERS

