

Shot Chart

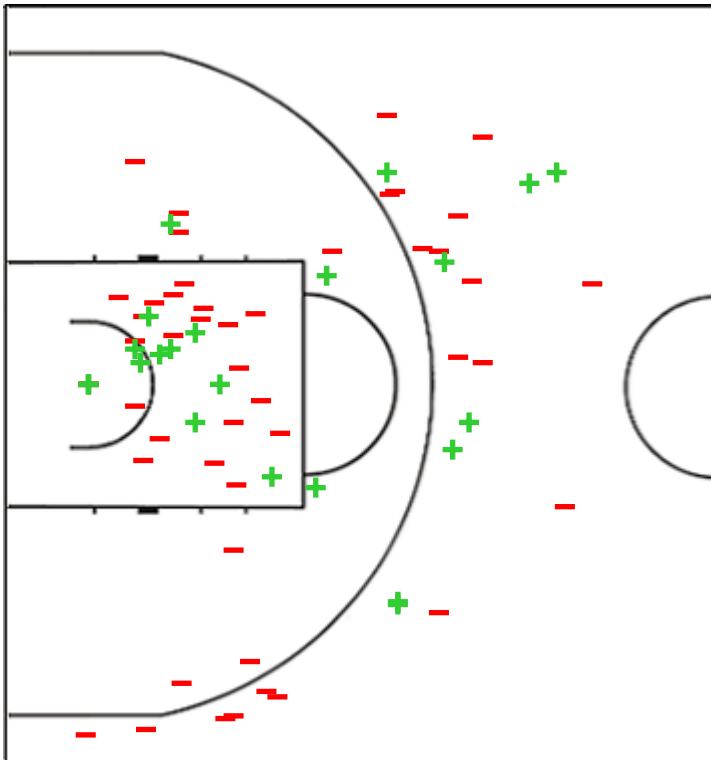
PROME 70 vs 73 TENE

(19-18, 24-14, 4-26, 23-15)

Scoring by 5 min intervals:

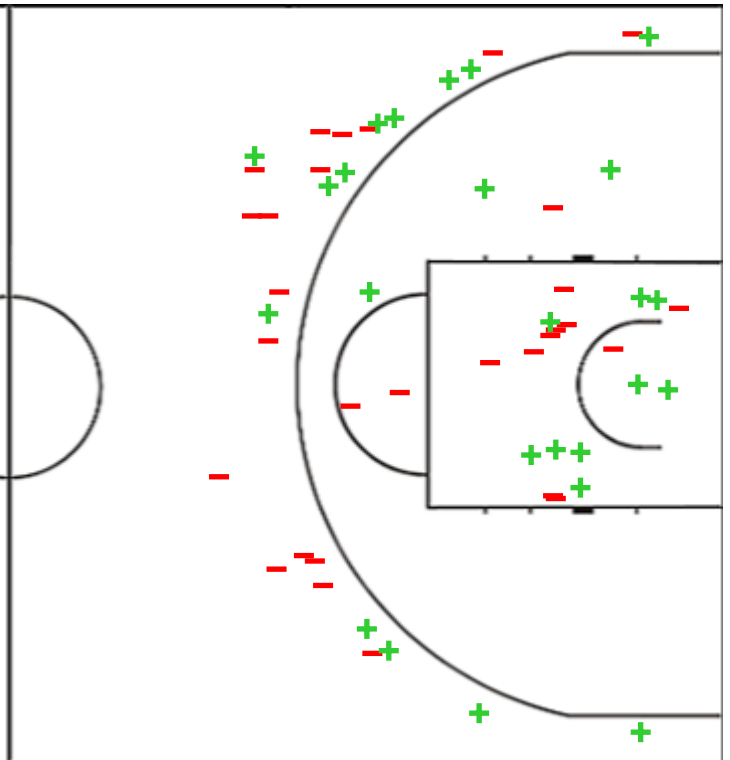
	Q1		Q2		Q3		Q4	
PROME	10	19	19	40	45	47	55	55
TENE	12	18	18	30	46	58	58	58

PROME - Prometey



PROME	M / A	%
Fied Goals	23 / 72	32
2 Points	15 / 45	33
3 Points	8 / 27	30
Free Throws	16 / 21	76

TENE - Lenovo Tenerife



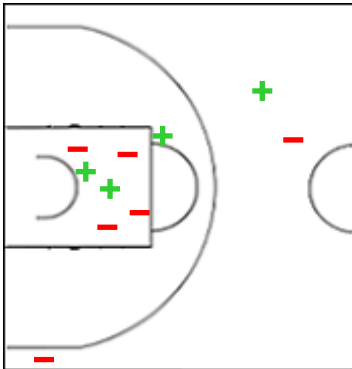
%	M / A	TENE
45	25 / 55	Fied Goals
48	12 / 25	2 Points
43	13 / 30	3 Points
48	10 / 21	Free Throws

Shot Chart
PROME 70 vs 73 TENE

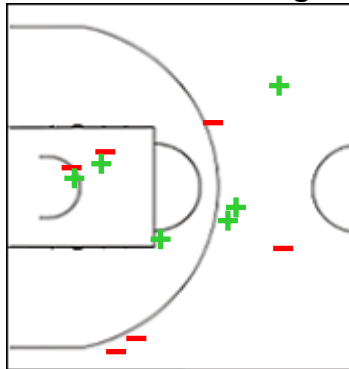
(19-18, 24-14, 4-26, 23-15)

Scoring by 5 min intervals:

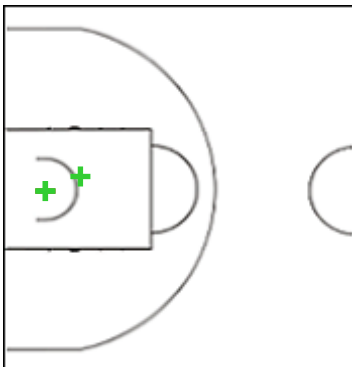
	Q1		Q2		Q3		Q4	
PROME	10	19	19	40	45	47	55	55
TENE	12	18	18	30	46	58	58	58

PROME - Prometey
0 DOWE Chris


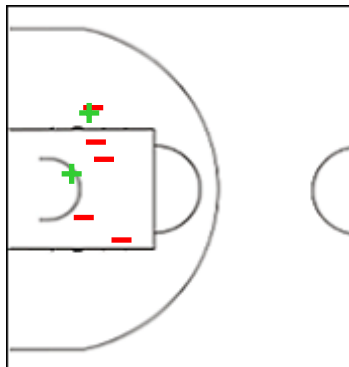
	M / A	%
Fied Goals	4 / 10	40
2 Points	3 / 7	43
3 Points	1 / 3	33
Free Throws	3 / 3	100

1 HARRISON D'Angelo


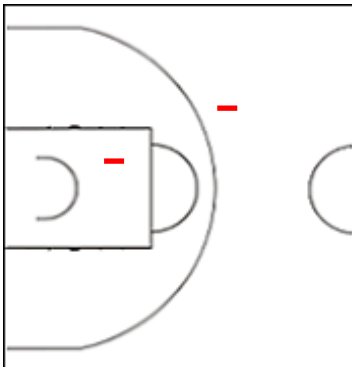
	M / A	%
Fied Goals	6 / 12	50
2 Points	3 / 5	60
3 Points	3 / 7	43
Free Throws	7 / 8	88

2 BILAN Miro


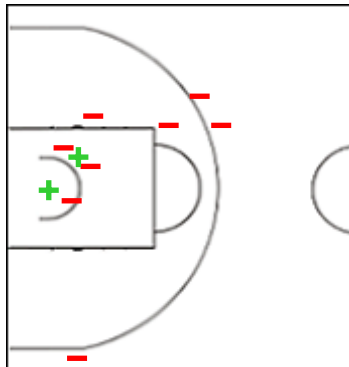
	M / A	%
Fied Goals	3 / 4	75
2 Points	3 / 4	75
3 Points	0 / 0	0
Free Throws	4 / 4	100

5 EVANS Sean


	M / A	%
Fied Goals	2 / 7	29
2 Points	2 / 7	29
3 Points	0 / 0	0
Free Throws	0 / 2	0

13 BELIKOV Olexandr


	M / A	%
Fied Goals	0 / 2	0
2 Points	0 / 1	0
3 Points	0 / 1	0
Free Throws	0 / 0	0

17 KENNEDY D.J.


	M / A	%
Fied Goals	2 / 10	20
2 Points	2 / 7	29
3 Points	0 / 3	0
Free Throws	0 / 2	0

Shot Chart

PROME 70 vs 73 TENE

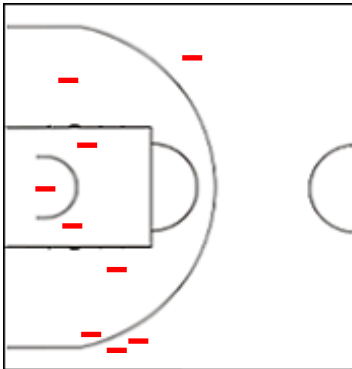
(19-18, 24-14, 4-26, 23-15)

Scoring by 5 min intervals:

	Q1		Q2		Q3		Q4	
PROME	10	19	19	40	45	47	55	55
TENE	12	18	18	30	46	58	58	58

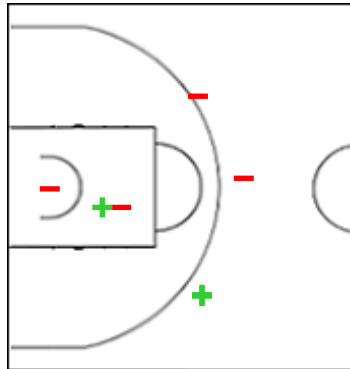
PROME - Prometey

20 STEPHENS D.J.



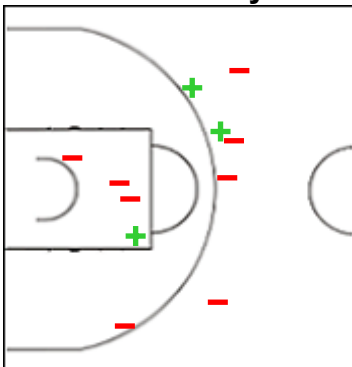
	M / A	%
Fied Goals	0 / 9	0
2 Points	0 / 6	0
3 Points	0 / 3	0
Free Throws	0 / 0	0

22 PETROV Viacheslav



	M / A	%
Fied Goals	3 / 7	43
2 Points	1 / 3	33
3 Points	2 / 4	50
Free Throws	0 / 0	0

55 SYDOROV Ilya



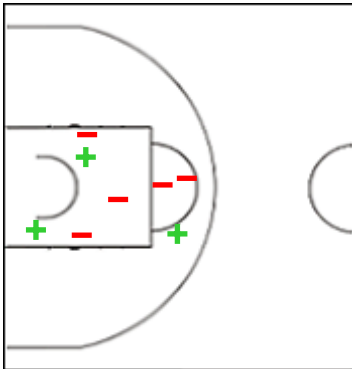
	M / A	%
Fied Goals	3 / 11	27
2 Points	1 / 5	20
3 Points	2 / 6	33
Free Throws	2 / 2	100

Shot Chart
PROME 70 vs 73 TENE

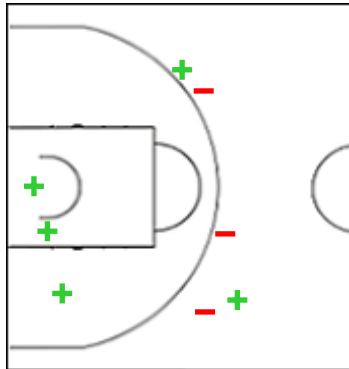
(19-18, 24-14, 4-26, 23-15)

Scoring by 5 min intervals:

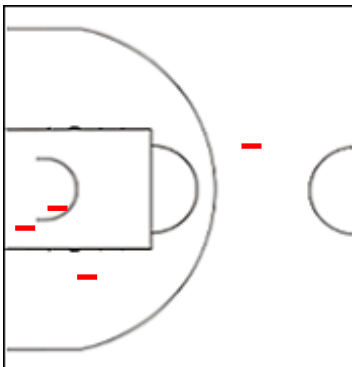
	Q1		Q2		Q3		Q4	
PROME	10	19	19	40	45	47	55	55
TENE	12	18	18	30	46	58	58	58

TENE - Lenovo Tenerife
3 GAMBLE Julian


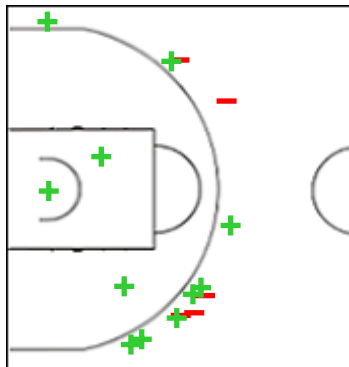
	M / A	%
Fied Goals	3 / 8	38
2 Points	3 / 8	38
3 Points	0 / 0	0
Free Throws	4 / 10	40

6 FITIPALDO Bruno


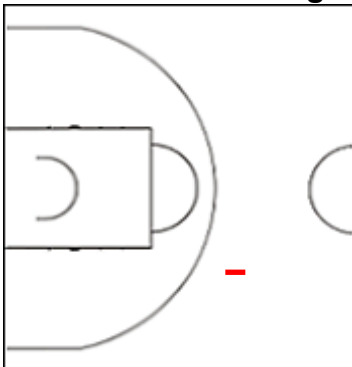
	M / A	%
Fied Goals	5 / 8	63
2 Points	3 / 3	100
3 Points	2 / 5	40
Free Throws	1 / 2	50

9 HUERTAS Marcelinho


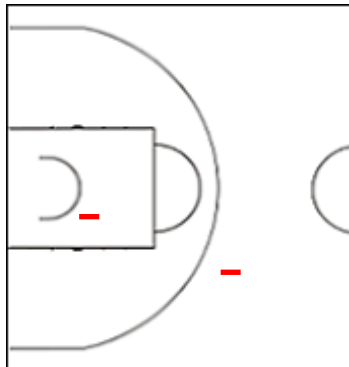
	M / A	%
Fied Goals	0 / 4	0
2 Points	0 / 3	0
3 Points	0 / 1	0
Free Throws	0 / 0	0

10 SALIN Sasu


	M / A	%
Fied Goals	11 / 16	69
2 Points	3 / 3	100
3 Points	8 / 13	62
Free Throws	3 / 4	75

13 RODRIGUEZ Sergio


	M / A	%
Fied Goals	0 / 1	0
2 Points	0 / 0	0
3 Points	0 / 1	0
Free Throws	0 / 0	0

15 SASTRE Joan


	M / A	%
Fied Goals	0 / 2	0
2 Points	0 / 1	0
3 Points	0 / 1	0
Free Throws	0 / 0	0

Shot Chart

PROME 70 vs 73 TENE

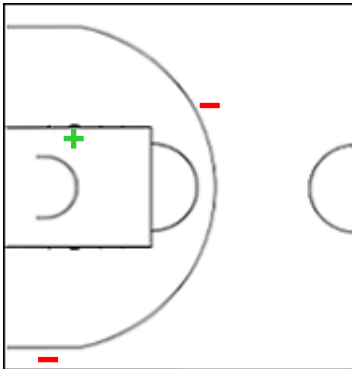
(19-18, 24-14, 4-26, 23-15)

Scoring by 5 min intervals:

	Q1		Q2		Q3		Q4	
PROME	10	19	19	40	45	47	55	55
TENE	12	18	18	30	46	58	58	58

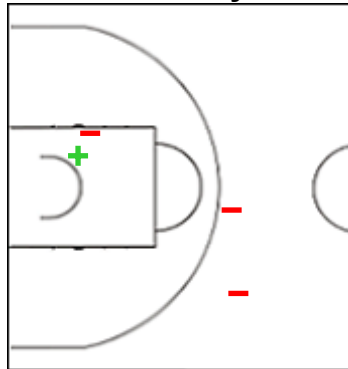
TENE - Lenovo Tenerife

22 SULEJMANOVIC Emir



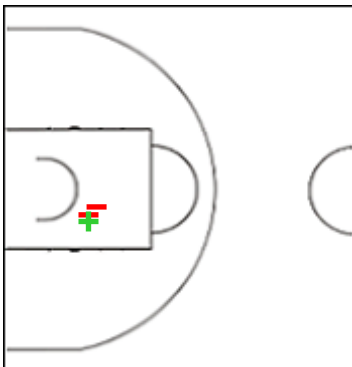
	M / A	%
Fied Goals	1 / 3	33
2 Points	1 / 1	100
3 Points	0 / 2	0
Free Throws	0 / 0	0

33 WILTJER Kyle



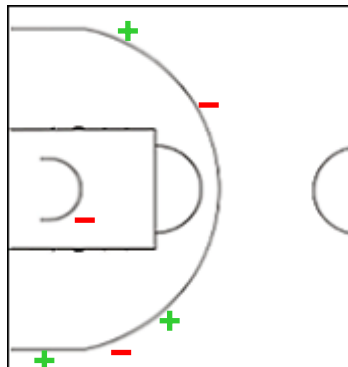
	M / A	%
Fied Goals	1 / 4	25
2 Points	1 / 2	50
3 Points	0 / 2	0
Free Throws	0 / 0	0

35 GUERRA Fran



	M / A	%
Fied Goals	1 / 3	33
2 Points	1 / 3	33
3 Points	0 / 0	0
Free Throws	2 / 5	40

42 DOORNEKAMP Aaron



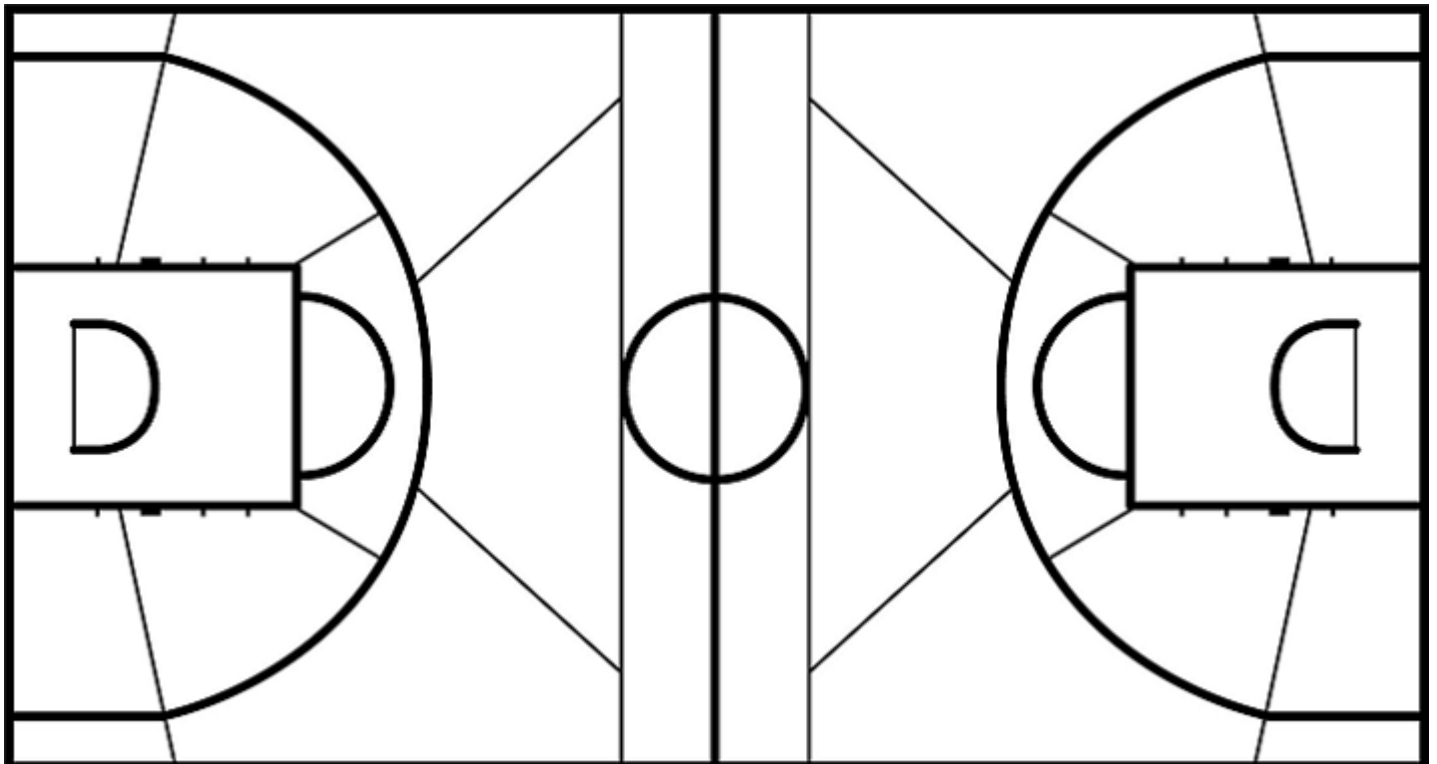
	M / A	%
Fied Goals	3 / 6	50
2 Points	0 / 1	0
3 Points	3 / 5	60
Free Throws	0 / 0	0

Shot Chart
PROME 70 vs 73 TENE

(19-18, 24-14, 4-26, 23-15)

Scoring by 5 min intervals:

	Q1		Q2		Q3		Q4	
PROME	10	19	19	40	45	47	55	55
TENE	12	18	18	30	46	58	58	58

PROME - Prometey
TENE - Lenovo Tenerife


	M / A	%
Fied Goals	23 / 72	32
2 Points	15 / 45	33
3 Points	8 / 27	30
Free Throws	16 / 21	76

%	M / A	
45	25 / 55	Fied Goals
48	12 / 25	2 Points
43	13 / 30	3 Points
48	10 / 21	Free Throws