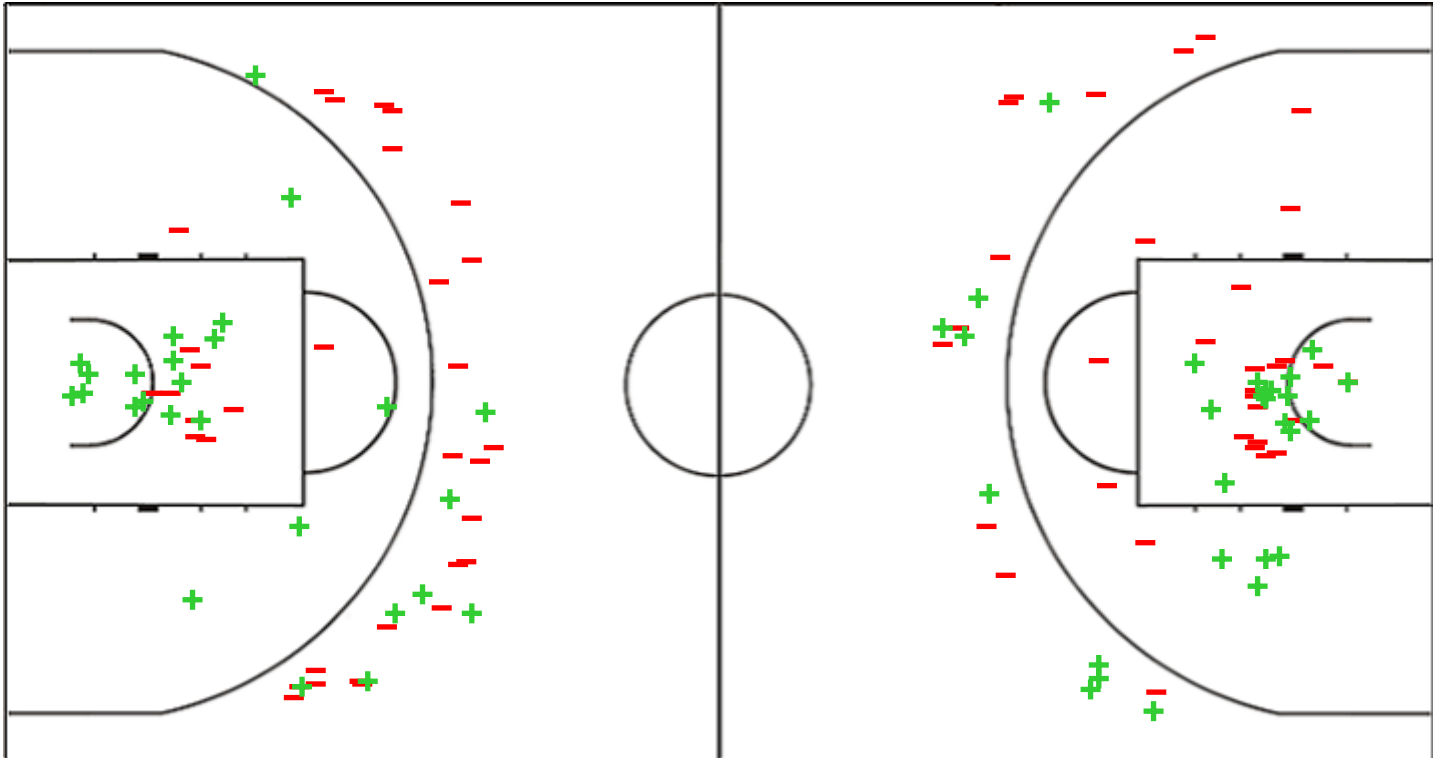


Shot Chart
RIGA 74 vs 80 SZOM

(11-16, 26-19, 24-29, 13-16)

Scoring by 5 min intervals:

	Q1		Q2		Q3		Q4	
RIGA	4	11	25	37	50	61	70	74
SZOM	5	16	29	35	45	64	71	80

RIGA - VEF RIGA
SZOM - Falco KC Szombathely


RIGA	M / A	%
Fied Goals	26 / 59	44
2 Points	18 / 28	64
3 Points	8 / 31	26
Free Throws	14 / 18	78

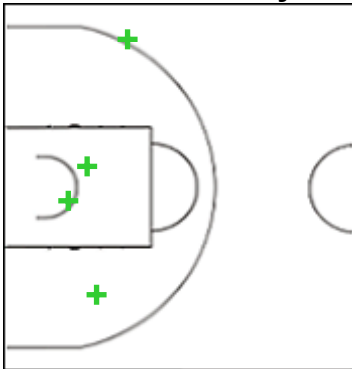
%	M / A	SZOM
45	28 / 62	Fied Goals
45	19 / 42	2 Points
45	9 / 20	3 Points
88	15 / 17	Free Throws

Shot Chart
RIGA 74 vs 80 SZOM

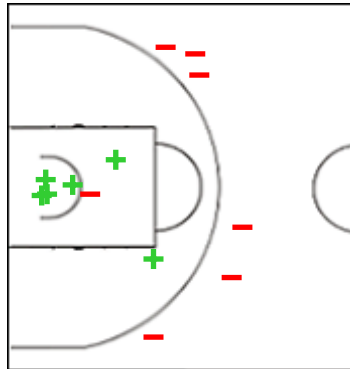
(11-16, 26-19, 24-29, 13-16)

Scoring by 5 min intervals:

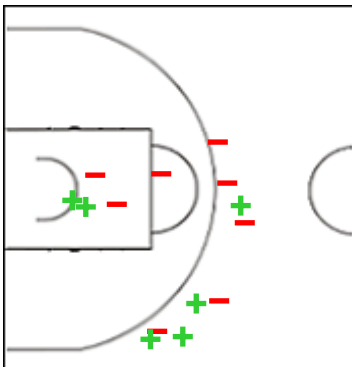
	Q1		Q2		Q3		Q4	
RIGA	4	11	25	37	50	61	70	74
SZOM	5	16	29	35	45	64	71	80

RIGA - VEF RIGA
0 HAMMONDS Rayshaun


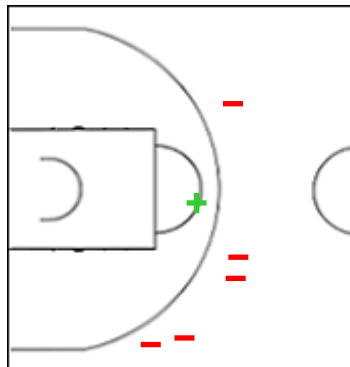
	M / A	%
Fied Goals	4 / 4	100
2 Points	3 / 3	100
3 Points	1 / 1	100
Free Throws	3 / 4	75

2 CURRY Ron


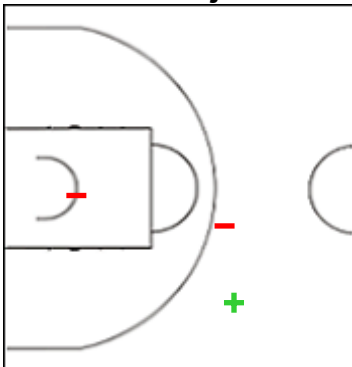
	M / A	%
Fied Goals	6 / 13	46
2 Points	6 / 7	86
3 Points	0 / 6	0
Free Throws	1 / 2	50

4 ZORIKS Kristers


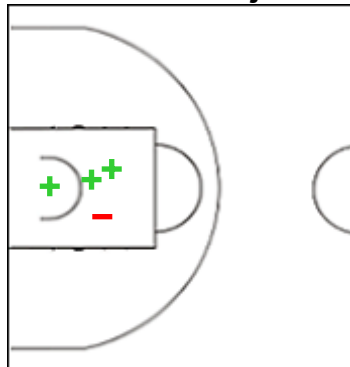
	M / A	%
Fied Goals	6 / 14	43
2 Points	2 / 5	40
3 Points	4 / 9	44
Free Throws	5 / 6	83

5 RILEY Jalen


	M / A	%
Fied Goals	1 / 6	17
2 Points	1 / 1	100
3 Points	0 / 5	0
Free Throws	0 / 0	0

8 MISKA Anrijs


	M / A	%
Fied Goals	1 / 3	33
2 Points	0 / 1	0
3 Points	1 / 2	50
Free Throws	0 / 0	0

11 GROMOVS Ilja


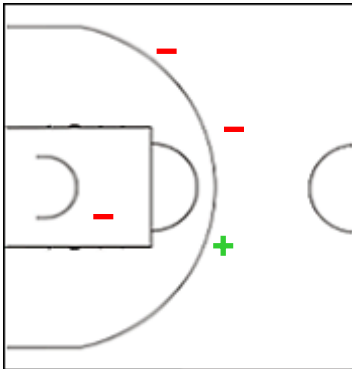
	M / A	%
Fied Goals	3 / 4	75
2 Points	3 / 4	75
3 Points	0 / 0	0
Free Throws	1 / 2	50

Shot Chart
RIGA 74 vs 80 SZOM

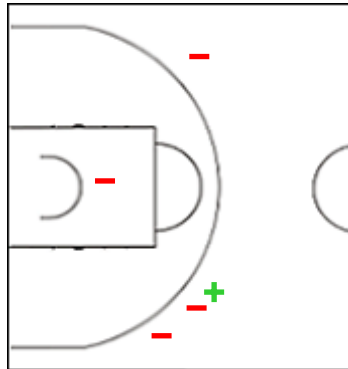
(11-16, 26-19, 24-29, 13-16)

Scoring by 5 min intervals:

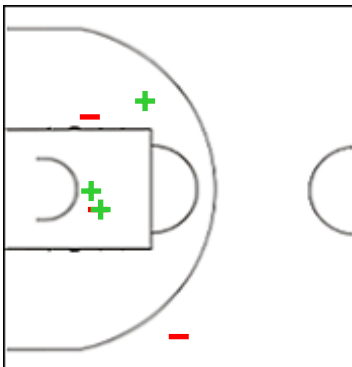
	Q1		Q2		Q3		Q4	
RIGA	4	11	25	37	50	61	70	74
SZOM	5	16	29	35	45	64	71	80

RIGA - VEF RIGA
13 GULBIS Maris


	M / A	%
Fied Goals	1 / 4	25
2 Points	0 / 1	0
3 Points	1 / 3	33
Free Throws	0 / 0	0

15 ATE Artis


	M / A	%
Fied Goals	1 / 5	20
2 Points	0 / 1	0
3 Points	1 / 4	25
Free Throws	0 / 0	0

24 MADSEN Alexander


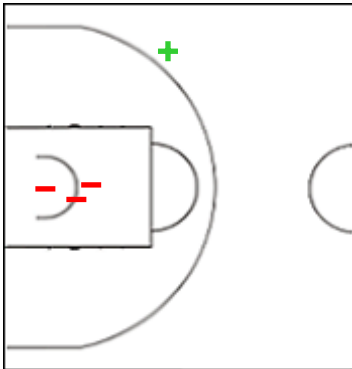
	M / A	%
Fied Goals	3 / 6	50
2 Points	3 / 5	60
3 Points	0 / 1	0
Free Throws	2 / 2	100

Shot Chart
RIGA 74 vs 80 SZOM

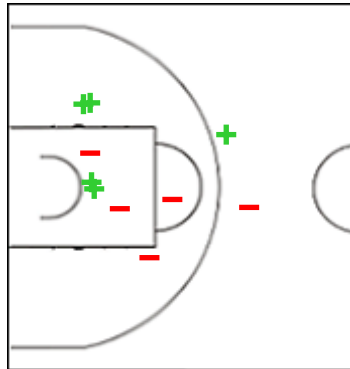
(11-16, 26-19, 24-29, 13-16)

Scoring by 5 min intervals:

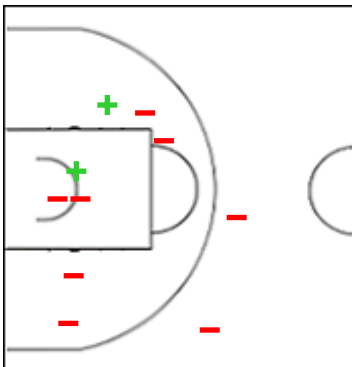
	Q1		Q2		Q3		Q4	
RIGA	4	11	25	37	50	61	70	74
SZOM	5	16	29	35	45	64	71	80

SZOM - Falco KC Szombathely
6 KELLER Akos


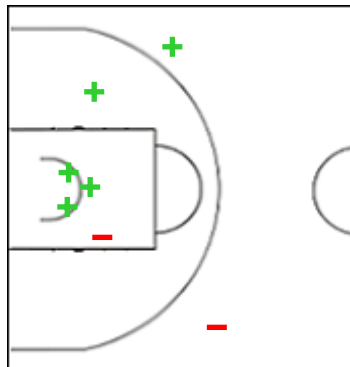
	M / A	%
Fied Goals	1 / 4	25
2 Points	0 / 3	0
3 Points	1 / 1	100
Free Throws	1 / 2	50

9 PERL Zoltan


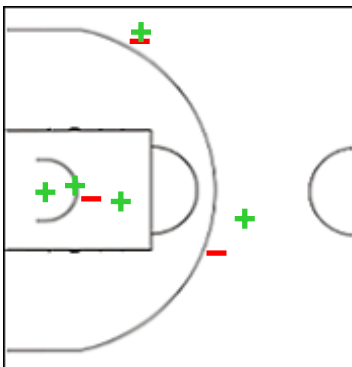
	M / A	%
Fied Goals	5 / 10	50
2 Points	4 / 8	50
3 Points	1 / 2	50
Free Throws	5 / 5	100

10 VARADI Benedek


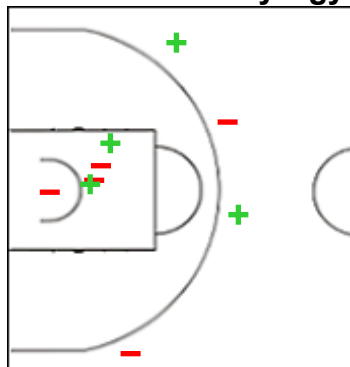
	M / A	%
Fied Goals	2 / 10	20
2 Points	2 / 8	25
3 Points	0 / 2	0
Free Throws	2 / 2	100

11 BENKE Szilard


	M / A	%
Fied Goals	5 / 7	71
2 Points	4 / 5	80
3 Points	1 / 2	50
Free Throws	1 / 1	100

13 CLARK Marvin


	M / A	%
Fied Goals	5 / 8	63
2 Points	3 / 4	75
3 Points	2 / 4	50
Free Throws	0 / 0	0

14 GOLOMAN Gyorgy


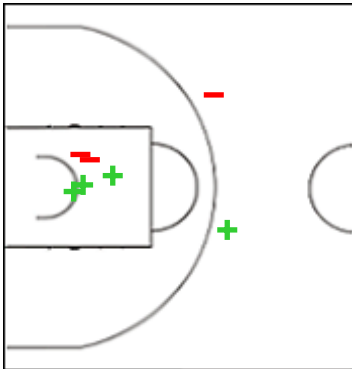
	M / A	%
Fied Goals	4 / 9	44
2 Points	2 / 5	40
3 Points	2 / 4	50
Free Throws	0 / 0	0

Shot Chart
RIGA 74 vs 80 SZOM

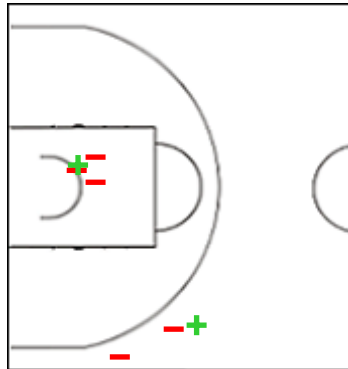
(11-16, 26-19, 24-29, 13-16)

Scoring by 5 min intervals:

	Q1		Q2		Q3		Q4	
RIGA	4	11	25	37	50	61	70	74
SZOM	5	16	29	35	45	64	71	80

SZOM - Falco KC Szombathely
24 BARAC Boris


	M / A	%
Fied Goals	4 / 7	57
2 Points	3 / 5	60
3 Points	1 / 2	50
Free Throws	6 / 7	86

30 SOMOGYI Adam


	M / A	%
Fied Goals	2 / 7	29
2 Points	1 / 4	25
3 Points	1 / 3	33
Free Throws	0 / 0	0

Shot Chart
RIGA 74 vs 80 SZOM

(11-16, 26-19, 24-29, 13-16)

Scoring by 5 min intervals:

	Q1		Q2		Q3		Q4	
RIGA	4	11	25	37	50	61	70	74
SZOM	5	16	29	35	45	64	71	80

RIGA - VEF RIGA
SZOM - Falco KC Szombathely


	M / A	%
Fied Goals	26 / 59	44
2 Points	18 / 28	64
3 Points	8 / 31	26
Free Throws	14 / 18	78

%	M / A	
45	28 / 62	Fied Goals
45	19 / 42	2 Points
45	9 / 20	3 Points
88	15 / 17	Free Throws