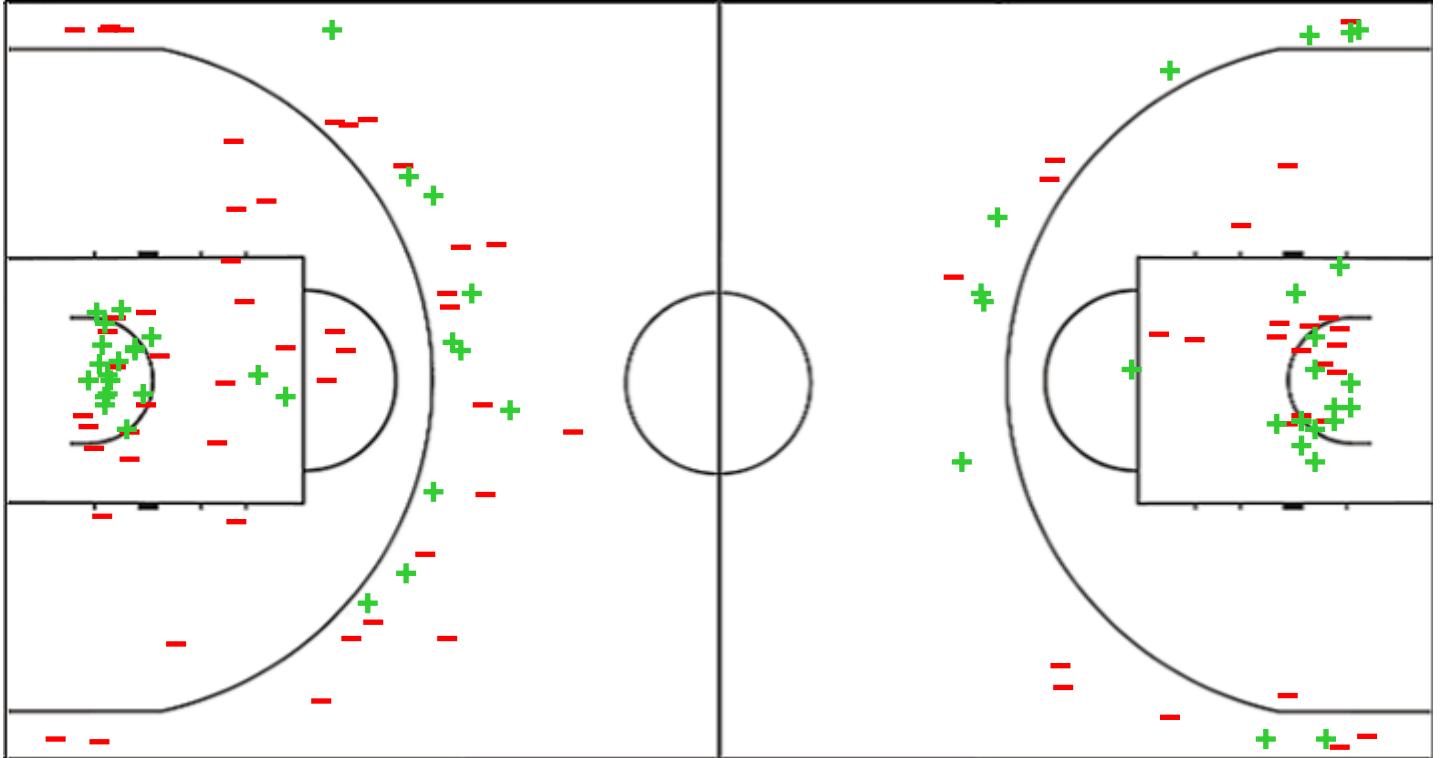


Shot Chart
MHP 80 vs 69 TENE

(19-15, 24-16, 15-21, 22-17)

Scoring by 5 min intervals:

	Q1		Q2		Q3		Q4	
MHP	7	19	31	43	53	58	72	80
TENE	3	15	19	31	44	52	62	69

MHP - MHP RIESEN Ludwigsburg
TENE - Lenovo Tenerife


MHP	M / A	%
Fied Goals	29 / 77	38
2 Points	19 / 45	42
3 Points	10 / 32	31
Free Throws	12 / 15	80

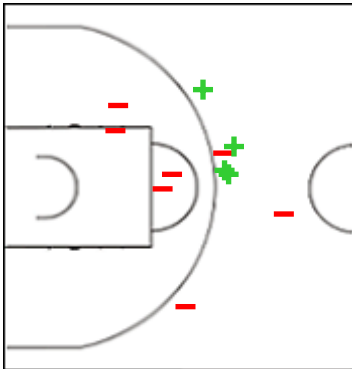
%	M / A	TENE
49	25 / 51	Fied Goals
47	15 / 32	2 Points
53	10 / 19	3 Points
53	9 / 17	Free Throws

Shot Chart
MHP 80 vs 69 TENE

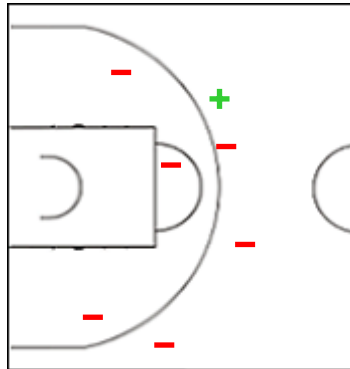
(19-15, 24-16, 15-21, 22-17)

Scoring by 5 min intervals:

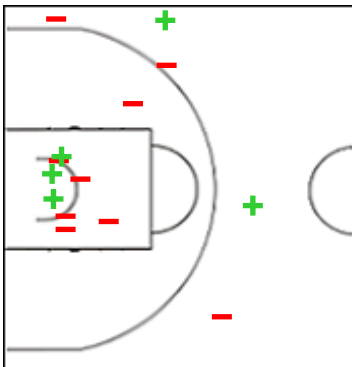
	Q1		Q2		Q3		Q4	
MHP	7	19	31	43	53	58	72	80
TENE	3	15	19	31	44	52	62	69

MHP - MHP RIESEN Ludwigsburg
1 HULLS Jordan


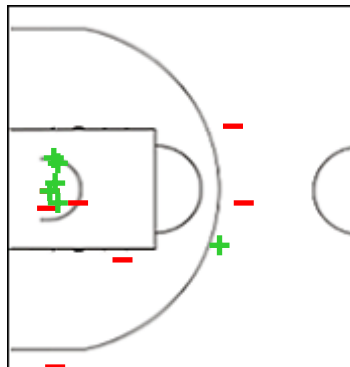
	M / A	%
Fied Goals	4 / 11	36
2 Points	0 / 4	0
3 Points	4 / 7	57
Free Throws	1 / 1	100

2 PATRICK Jacob


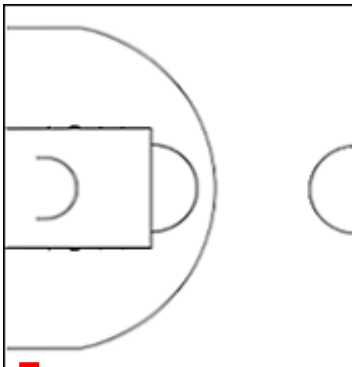
	M / A	%
Fied Goals	1 / 7	14
2 Points	0 / 3	0
3 Points	1 / 4	25
Free Throws	0 / 0	0

5 SIMON Justin


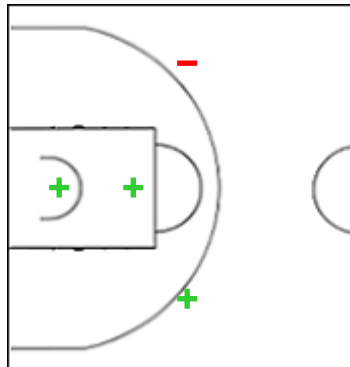
	M / A	%
Fied Goals	5 / 14	36
2 Points	3 / 9	33
3 Points	2 / 5	40
Free Throws	2 / 4	50

7 BAEHRE Jonathan


	M / A	%
Fied Goals	6 / 13	46
2 Points	5 / 9	56
3 Points	1 / 4	25
Free Throws	2 / 2	100

11 HERZOG Lukas


	M / A	%
Fied Goals	0 / 1	0
2 Points	0 / 0	0
3 Points	0 / 1	0
Free Throws	0 / 0	0

12 RADEBAUGH Jonah


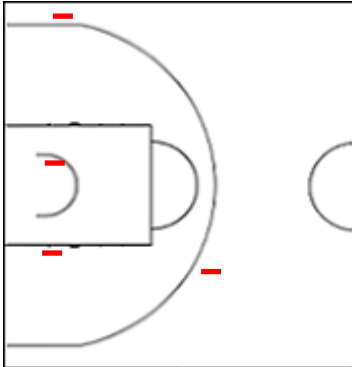
	M / A	%
Fied Goals	3 / 4	75
2 Points	2 / 2	100
3 Points	1 / 2	50
Free Throws	4 / 4	100

Shot Chart
MHP 80 vs 69 TENE

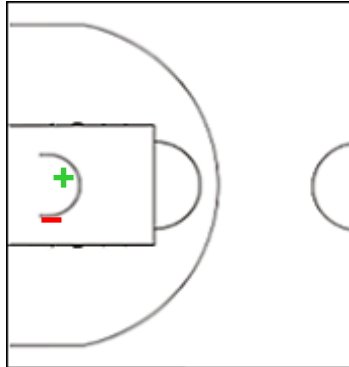
(19-15, 24-16, 15-21, 22-17)

Scoring by 5 min intervals:

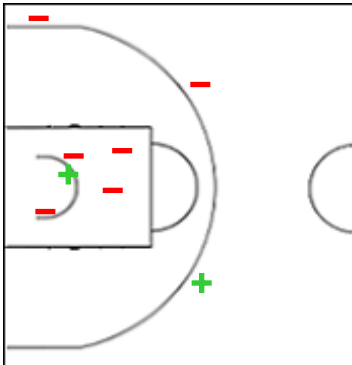
	Q1		Q2		Q3		Q4	
MHP	7	19	31	43	53	58	72	80
TENE	3	15	19	31	44	52	62	69

MHP - MHP RIESEN Ludwigsburg
13 POLAS BARTOLO Yorman


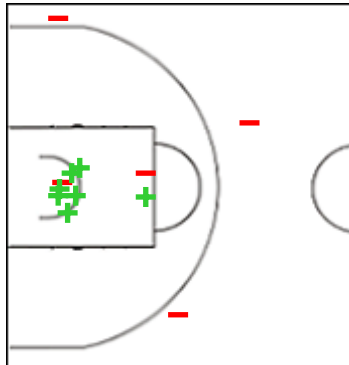
	M / A	%
Fied Goals	0 / 4	0
2 Points	0 / 2	0
3 Points	0 / 2	0
Free Throws	0 / 0	0

18 WOHLFARTH-BOTTERMANN


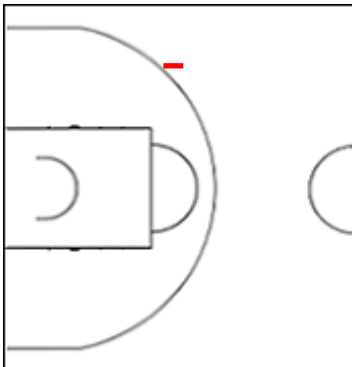
	M / A	%
Fied Goals	1 / 2	50
2 Points	1 / 2	50
3 Points	0 / 0	0
Free Throws	0 / 0	0

20 ALKINS Rawle


	M / A	%
Fied Goals	2 / 8	25
2 Points	1 / 5	20
3 Points	1 / 3	33
Free Throws	1 / 2	50

21 DARDEN Tremmell


	M / A	%
Fied Goals	7 / 12	58
2 Points	7 / 9	78
3 Points	0 / 3	0
Free Throws	2 / 2	100

23 WALKER David


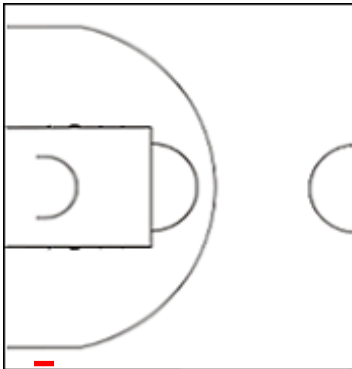
	M / A	%
Fied Goals	0 / 1	0
2 Points	0 / 0	0
3 Points	0 / 1	0
Free Throws	0 / 0	0

Shot Chart
MHP 80 vs 69 TENE

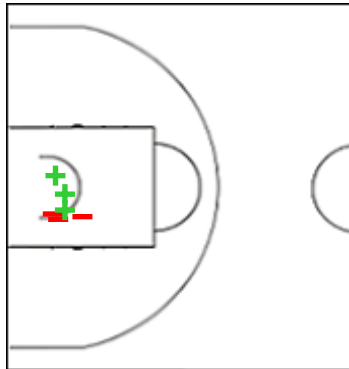
(19-15, 24-16, 15-21, 22-17)

Scoring by 5 min intervals:

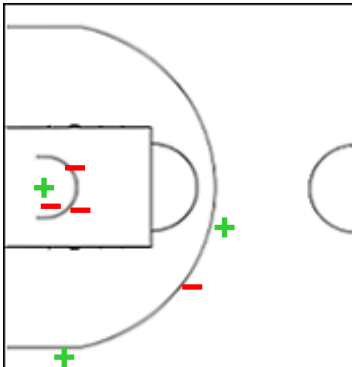
	Q1		Q2		Q3		Q4	
MHP	7	19	31	43	53	58	72	80
TENE	3	15	19	31	44	52	62	69

TENE - Lenovo Tenerife
2 BORG Tobias


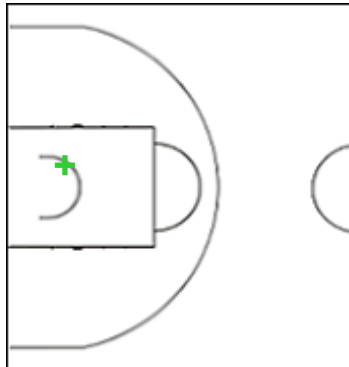
	M / A	%
Fied Goals	0 / 1	0
2 Points	0 / 0	0
3 Points	0 / 1	0
Free Throws	2 / 2	100

3 GAMBLE Julian


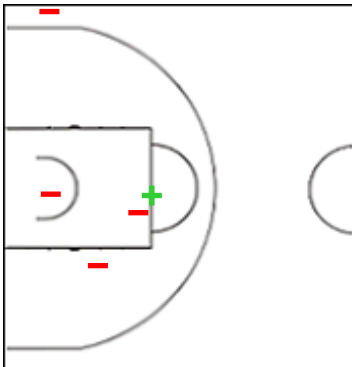
	M / A	%
Fied Goals	3 / 6	50
2 Points	3 / 6	50
3 Points	0 / 0	0
Free Throws	3 / 9	33

6 FITIPALDO Bruno


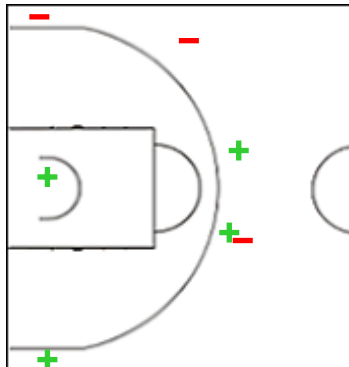
	M / A	%
Fied Goals	3 / 7	43
2 Points	1 / 4	25
3 Points	2 / 3	67
Free Throws	2 / 2	100

7 SMITH Sean


	M / A	%
Fied Goals	1 / 1	100
2 Points	1 / 1	100
3 Points	0 / 0	0
Free Throws	0 / 0	0

9 HUERTAS Marcelinho


	M / A	%
Fied Goals	1 / 5	20
2 Points	1 / 4	25
3 Points	0 / 1	0
Free Throws	1 / 2	50

10 SALIN Sasu


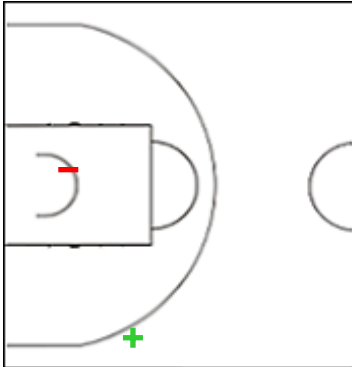
	M / A	%
Fied Goals	4 / 7	57
2 Points	1 / 1	100
3 Points	3 / 6	50
Free Throws	0 / 0	0

Shot Chart
MHP 80 vs 69 TENE

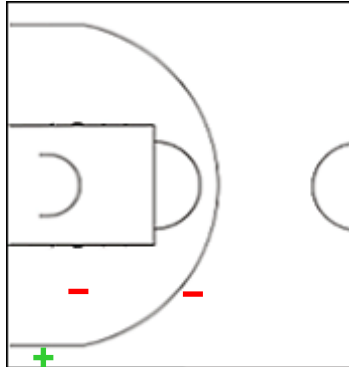
(19-15, 24-16, 15-21, 22-17)

Scoring by 5 min intervals:

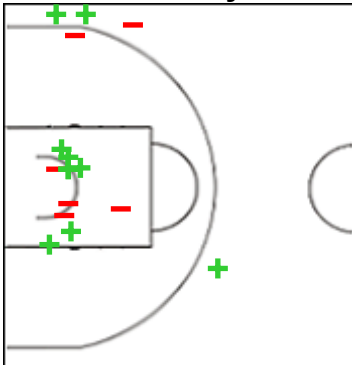
	Q1		Q2		Q3		Q4	
MHP	7	19	31	43	53	58	72	80
TENE	3	15	19	31	44	52	62	69

TENE - Lenovo Tenerife
13 RODRIGUEZ Sergio


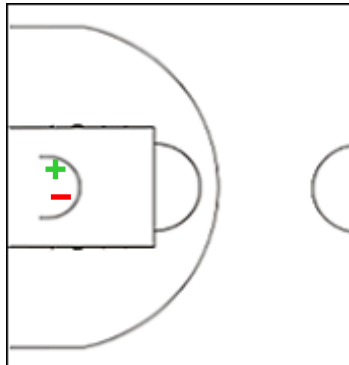
	M / A	%
Fied Goals	1 / 2	50
2 Points	0 / 1	0
3 Points	1 / 1	100
Free Throws	0 / 0	0

15 SASTRE Joan


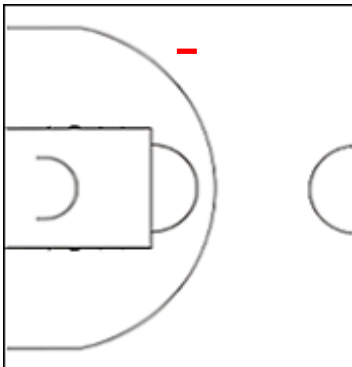
	M / A	%
Fied Goals	1 / 3	33
2 Points	0 / 1	0
3 Points	1 / 2	50
Free Throws	0 / 0	0

33 WILTJER Kyle


	M / A	%
Fied Goals	10 / 16	63
2 Points	7 / 12	58
3 Points	3 / 4	75
Free Throws	1 / 2	50

35 GUERRA Fran


	M / A	%
Fied Goals	1 / 2	50
2 Points	1 / 2	50
3 Points	0 / 0	0
Free Throws	0 / 0	0

42 DOORNEKAMP Aaron


	M / A	%
Fied Goals	0 / 1	0
2 Points	0 / 0	0
3 Points	0 / 1	0
Free Throws	0 / 0	0

Shot Chart
MHP 80 vs 69 TENE

(19-15, 24-16, 15-21, 22-17)

Scoring by 5 min intervals:

	Q1		Q2		Q3		Q4	
MHP	7	19	31	43	53	58	72	80
TENE	3	15	19	31	44	52	62	69

MHP - MHP RIESEN Ludwigsburg
TENE - Lenovo Tenerife


	M / A	%
Fied Goals	29 / 77	38
2 Points	19 / 45	42
3 Points	10 / 32	31
Free Throws	12 / 15	80

%	M / A	
49	25 / 51	Fied Goals
47	15 / 32	2 Points
53	10 / 19	3 Points
53	9 / 17	Free Throws