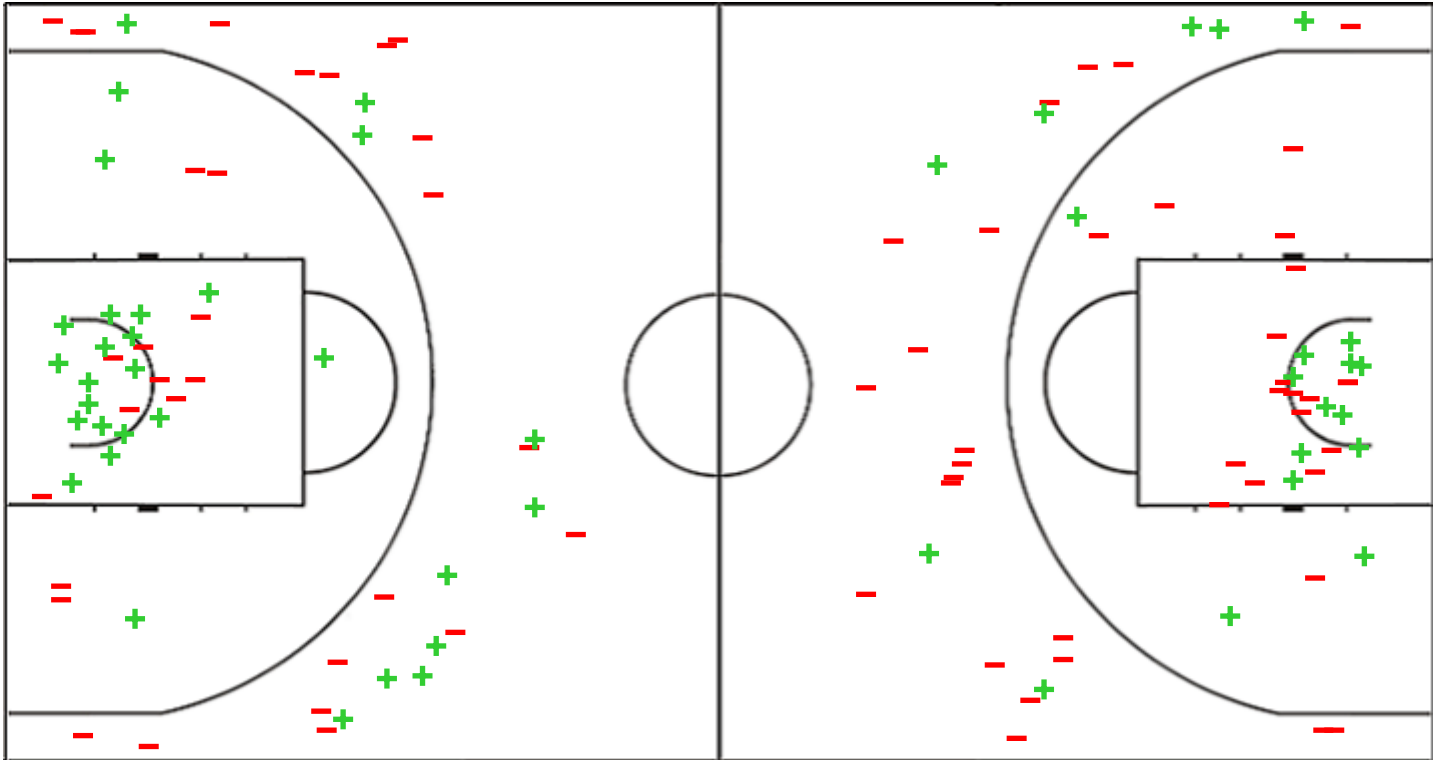


Shot Chart
HOLO 78 vs 68 CLUJ

(22-20, 15-16, 21-19, 20-13)

Scoring by 5 min intervals:

| | Q1 | | Q2 | | Q3 | | Q4 | |
|-------------|----|----|----|----|----|----|----|----|
| HOLO | 9 | 22 | 32 | 37 | 46 | 58 | 65 | 78 |
| CLUJ | 6 | 20 | 24 | 36 | 48 | 55 | 55 | 68 |

HOLO - Hapoel U-NET Holon
CLUJ - U-BT Cluj-Napoca


| HOLO | M / A | % |
|--------------------|---------|----|
| Fied Goals | 30 / 61 | 49 |
| 2 Points | 20 / 32 | 63 |
| 3 Points | 10 / 29 | 34 |
| Free Throws | 8 / 13 | 62 |

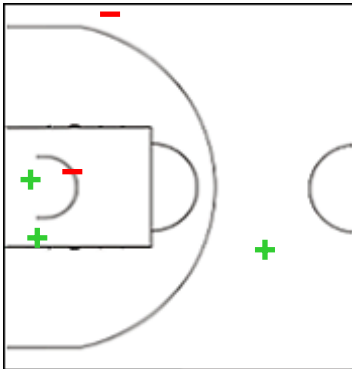
| CLUJ | M / A | % |
|--------------------|---------|----|
| Fied Goals | 20 / 61 | 33 |
| 2 Points | 13 / 34 | 38 |
| 3 Points | 7 / 27 | 26 |
| Free Throws | 21 / 33 | 64 |

Shot Chart
HOLO 78 vs 68 CLUJ

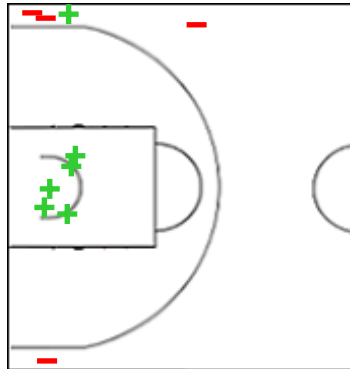
(22-20, 15-16, 21-19, 20-13)

Scoring by 5 min intervals:

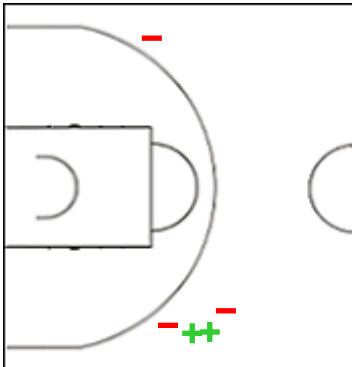
| | Q1 | | Q2 | | Q3 | | Q4 | |
|-------------|----|----|----|----|----|----|----|----|
| HOLO | 9 | 22 | 32 | 37 | 46 | 58 | 65 | 78 |
| CLUJ | 6 | 20 | 24 | 36 | 48 | 55 | 55 | 68 |

HOLO - Hapoel U-NET Holon
1 RAGLAND Joe


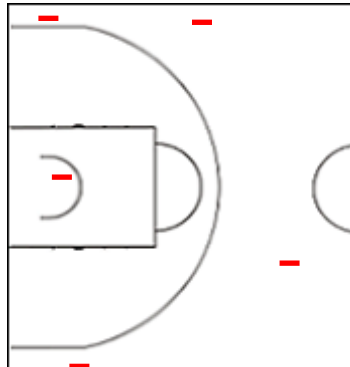
| | M / A | % |
|-------------|-------|----|
| Fied Goals | 3 / 5 | 60 |
| 2 Points | 2 / 3 | 67 |
| 3 Points | 1 / 2 | 50 |
| Free Throws | 2 / 5 | 40 |

4 JOHNSON Chris


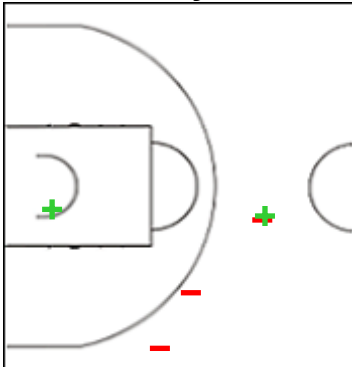
| | M / A | % |
|-------------|--------|-----|
| Fied Goals | 6 / 10 | 60 |
| 2 Points | 5 / 5 | 100 |
| 3 Points | 1 / 5 | 20 |
| Free Throws | 0 / 0 | 0 |

8 BOURDILLON Fred


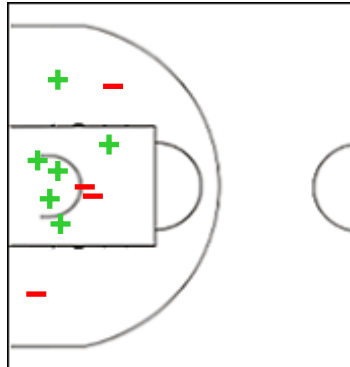
| | M / A | % |
|-------------|-------|----|
| Fied Goals | 2 / 5 | 40 |
| 2 Points | 0 / 0 | 0 |
| 3 Points | 2 / 5 | 40 |
| Free Throws | 0 / 0 | 0 |

9 MENCO Rafael


| | M / A | % |
|-------------|-------|----|
| Fied Goals | 0 / 5 | 0 |
| 2 Points | 0 / 1 | 0 |
| 3 Points | 0 / 4 | 0 |
| Free Throws | 1 / 2 | 50 |

10 PNINI Guy


| | M / A | % |
|-------------|-------|-----|
| Fied Goals | 2 / 5 | 40 |
| 2 Points | 1 / 1 | 100 |
| 3 Points | 1 / 4 | 25 |
| Free Throws | 0 / 0 | 0 |

12 KYSER Michale


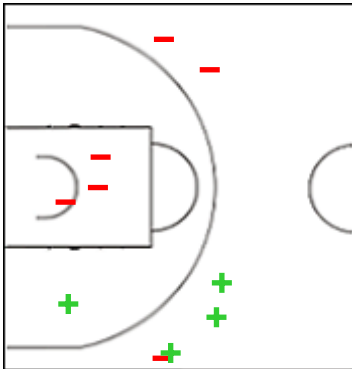
| | M / A | % |
|-------------|--------|----|
| Fied Goals | 6 / 10 | 60 |
| 2 Points | 6 / 10 | 60 |
| 3 Points | 0 / 0 | 0 |
| Free Throws | 3 / 4 | 75 |

Shot Chart
HOLO 78 vs 68 CLUJ

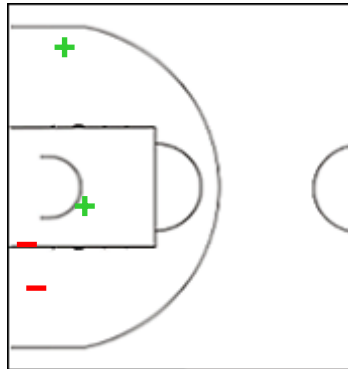
(22-20, 15-16, 21-19, 20-13)

Scoring by 5 min intervals:

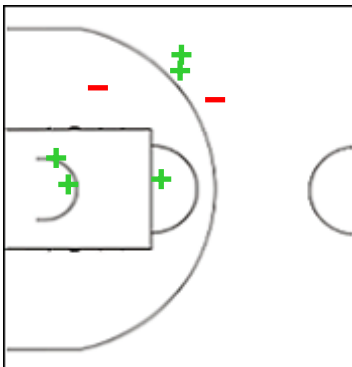
| | Q1 | | Q2 | | Q3 | | Q4 | |
|-------------|----|----|----|----|----|----|----|----|
| HOLO | 9 | 22 | 32 | 37 | 46 | 58 | 65 | 78 |
| CLUJ | 6 | 20 | 24 | 36 | 48 | 55 | 55 | 68 |

HOLO - Hapoel U-NET Holon
23 GRAY Steven


| | M / A | % |
|--------------------|--------|----|
| Fied Goals | 4 / 10 | 40 |
| 2 Points | 1 / 4 | 25 |
| 3 Points | 3 / 6 | 50 |
| Free Throws | 0 / 0 | 0 |

35 OGDEN Mark


| | M / A | % |
|--------------------|-------|----|
| Fied Goals | 2 / 4 | 50 |
| 2 Points | 2 / 4 | 50 |
| 3 Points | 0 / 0 | 0 |
| Free Throws | 0 / 0 | 0 |

44 MISGAV Niv


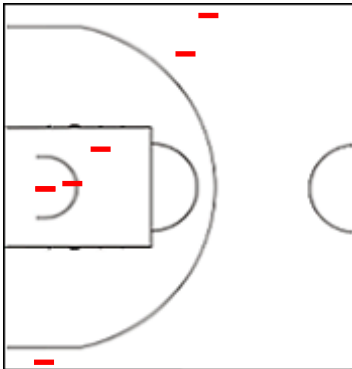
| | M / A | % |
|--------------------|-------|-----|
| Fied Goals | 5 / 7 | 71 |
| 2 Points | 3 / 4 | 75 |
| 3 Points | 2 / 3 | 67 |
| Free Throws | 2 / 2 | 100 |

Shot Chart
HOLO 78 vs 68 CLUJ

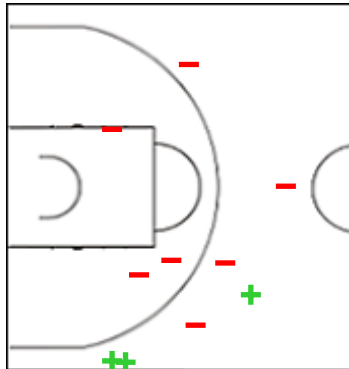
(22-20, 15-16, 21-19, 20-13)

Scoring by 5 min intervals:

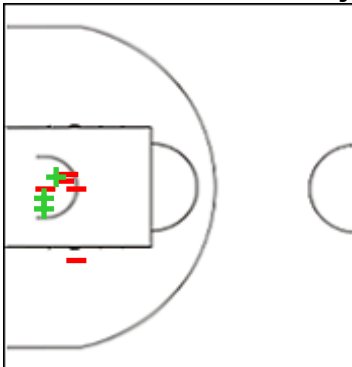
| | Q1 | | Q2 | | Q3 | | Q4 | |
|-------------|----|----|----|----|----|----|----|----|
| HOLO | 9 | 22 | 32 | 37 | 46 | 58 | 65 | 78 |
| CLUJ | 6 | 20 | 24 | 36 | 48 | 55 | 55 | 68 |

CLUJ - U-BT Cluj-Napoca
0 GUZMAN Karel


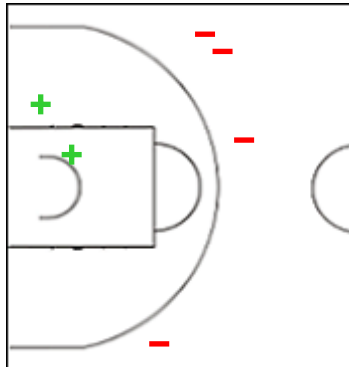
| | M / A | % |
|-------------|-------|---|
| Fied Goals | 0 / 7 | 0 |
| 2 Points | 0 / 4 | 0 |
| 3 Points | 0 / 3 | 0 |
| Free Throws | 0 / 0 | 0 |

3 BROWN Brandon


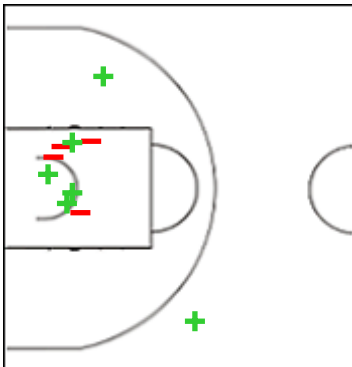
| | M / A | % |
|-------------|--------|----|
| Fied Goals | 3 / 10 | 30 |
| 2 Points | 0 / 3 | 0 |
| 3 Points | 3 / 7 | 43 |
| Free Throws | 0 / 0 | 0 |

13 STIPANOVIC Andrija


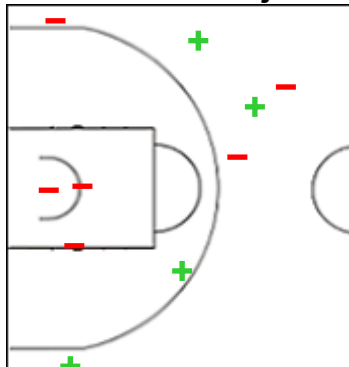
| | M / A | % |
|-------------|-------|----|
| Fied Goals | 3 / 8 | 38 |
| 2 Points | 3 / 8 | 38 |
| 3 Points | 0 / 0 | 0 |
| Free Throws | 4 / 6 | 67 |

14 BIRCEVIC Stefan


| | M / A | % |
|-------------|-------|-----|
| Fied Goals | 2 / 6 | 33 |
| 2 Points | 2 / 2 | 100 |
| 3 Points | 0 / 4 | 0 |
| Free Throws | 0 / 0 | 0 |

22 HOGUE Dustin


| | M / A | % |
|-------------|--------|-----|
| Fied Goals | 6 / 10 | 60 |
| 2 Points | 5 / 9 | 56 |
| 3 Points | 1 / 1 | 100 |
| Free Throws | 4 / 13 | 31 |

30 STEWART Elijah


| | M / A | % |
|-------------|--------|----|
| Fied Goals | 4 / 10 | 40 |
| 2 Points | 1 / 4 | 25 |
| 3 Points | 3 / 6 | 50 |
| Free Throws | 7 / 8 | 88 |

Shot Chart

HOLO 78 vs 68 CLUJ

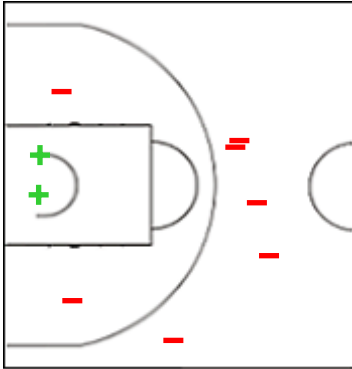
(22-20, 15-16, 21-19, 20-13)

Scoring by 5 min intervals:

| | Q1 | | Q2 | | Q3 | | Q4 | |
|-------------|----|----|----|----|----|----|----|----|
| HOLO | 9 | 22 | 32 | 37 | 46 | 58 | 65 | 78 |
| CLUJ | 6 | 20 | 24 | 36 | 48 | 55 | 55 | 68 |

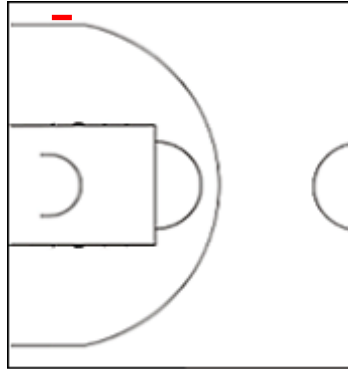
CLUJ - U-BT Cluj-Napoca

35 RICHARD Patrick



| | M / A | % |
|-------------|-------|-----|
| Fied Goals | 2 / 9 | 22 |
| 2 Points | 2 / 4 | 50 |
| 3 Points | 0 / 5 | 0 |
| Free Throws | 6 / 6 | 100 |

77 COLCEAG Luca



| | M / A | % |
|-------------|-------|---|
| Fied Goals | 0 / 1 | 0 |
| 2 Points | 0 / 0 | 0 |
| 3 Points | 0 / 1 | 0 |
| Free Throws | 0 / 0 | 0 |

Shot Chart
HOLO 78 vs 68 CLUJ

(22-20, 15-16, 21-19, 20-13)

Scoring by 5 min intervals:

| | Q1 | | Q2 | | Q3 | | Q4 | |
|-------------|----|----|----|----|----|----|----|----|
| HOLO | 9 | 22 | 32 | 37 | 46 | 58 | 65 | 78 |
| CLUJ | 6 | 20 | 24 | 36 | 48 | 55 | 55 | 68 |

HOLO - Hapoel U-NET Holon
CLUJ - U-BT Cluj-Napoca


| | M / A | % |
|--------------------|---------|----|
| Fied Goals | 30 / 61 | 49 |
| 2 Points | 20 / 32 | 63 |
| 3 Points | 10 / 29 | 34 |
| Free Throws | 8 / 13 | 62 |

| % | M / A | |
|----|---------|--------------------|
| 33 | 20 / 61 | Fied Goals |
| 38 | 13 / 34 | 2 Points |
| 26 | 7 / 27 | 3 Points |
| 64 | 21 / 33 | Free Throws |