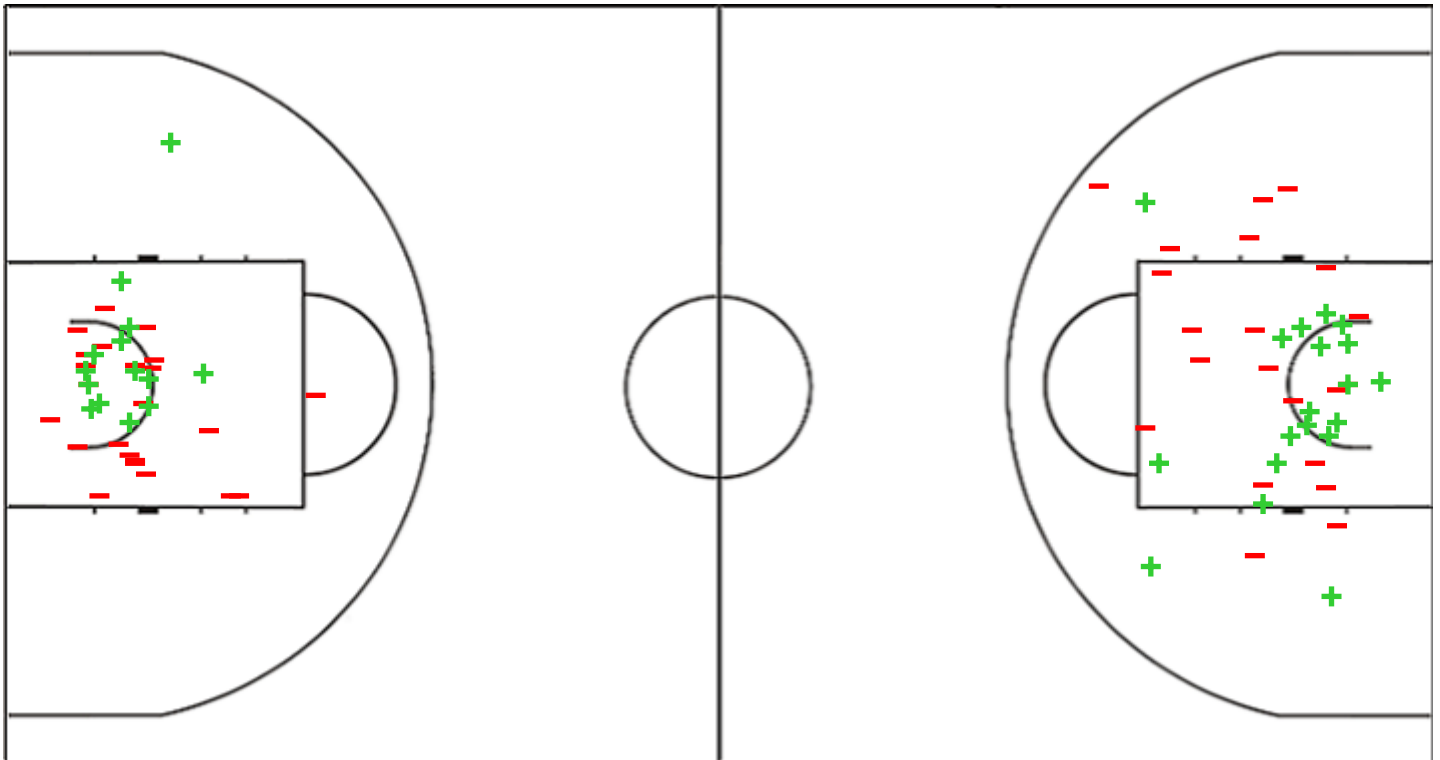


Shot Chart
PROME 70 vs 69 UNIC

(17-14, 17-13, 20-19, 16-23)

Scoring by 5 min intervals:

	Q1		Q2		Q3		Q4	
PROME	11	17	21	34	39	54	60	70
Unicaja SD	6	14	22	27	35	46	63	69

PROME - Prometey
UNIC - Unicaja SD


PROME	M / A	%
Fied Goals	23 / 64	36
2 Points	14 / 37	38
3 Points	9 / 27	33
Free Throws	15 / 21	71

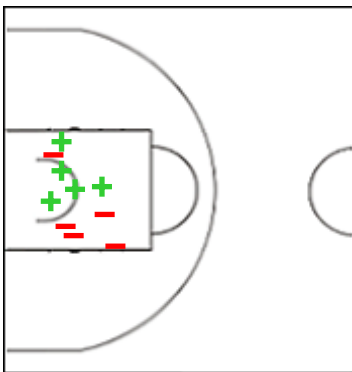
%	M / A	UNIC
39	27 / 69	Fied Goals
48	19 / 40	2 Points
28	8 / 29	3 Points
88	7 / 8	Free Throws

Shot Chart
PROME 70 vs 69 UNIC

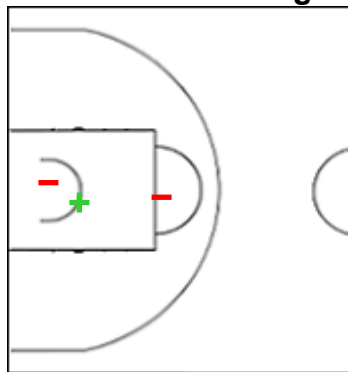
(17-14, 17-13, 20-19, 16-23)

Scoring by 5 min intervals:

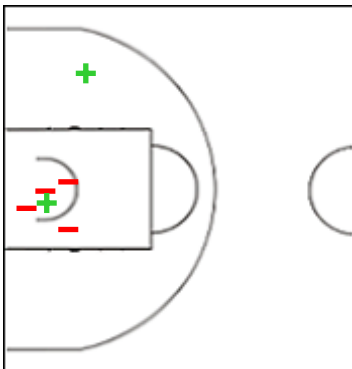
	Q1		Q2		Q3		Q4	
PROME	11	17	21	34	39	54	60	70
Unicaja SD	6	14	22	27	35	46	63	69

PROME - Prometey
0 DOWE Chris


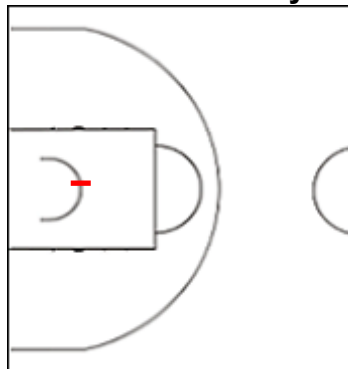
	M / A	%
Fied Goals	7 / 14	50
2 Points	5 / 10	50
3 Points	2 / 4	50
Free Throws	3 / 3	100

1 HARRISON D'Angelo


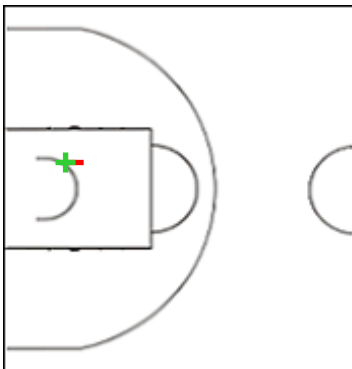
	M / A	%
Fied Goals	5 / 9	56
2 Points	1 / 3	33
3 Points	4 / 6	67
Free Throws	5 / 6	83

2 BILAN Miro


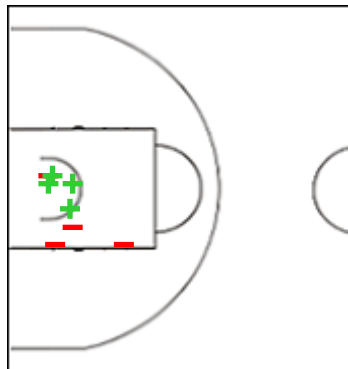
	M / A	%
Fied Goals	2 / 6	33
2 Points	2 / 6	33
3 Points	0 / 0	0
Free Throws	1 / 4	25

7 LUKASHOV Denys


	M / A	%
Fied Goals	2 / 3	67
2 Points	0 / 1	0
3 Points	2 / 2	100
Free Throws	0 / 0	0

11 LYPOVYY Oleksandr


	M / A	%
Fied Goals	2 / 8	25
2 Points	1 / 2	50
3 Points	1 / 6	17
Free Throws	1 / 2	50

17 KENNEDY D.J.


	M / A	%
Fied Goals	4 / 10	40
2 Points	4 / 8	50
3 Points	0 / 2	0
Free Throws	2 / 2	100

Shot Chart

PROME 70 vs 69 UNIC

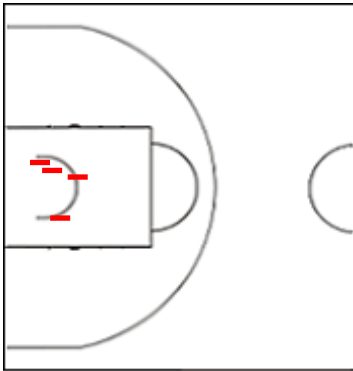
(17-14, 17-13, 20-19, 16-23)

Scoring by 5 min intervals:

	Q1		Q2		Q3		Q4	
PROME	11	17	21	34	39	54	60	70
Unicaja SD	6	14	22	27	35	46	63	69

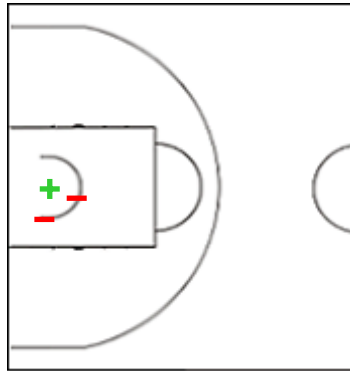
PROME - Prometey

20 STEPHENS D.J.



	M / A	%
Fied Goals	0 / 7	0
2 Points	0 / 4	0
3 Points	0 / 3	0
Free Throajs	1 / 2	50

22 PETROV Viacheslav



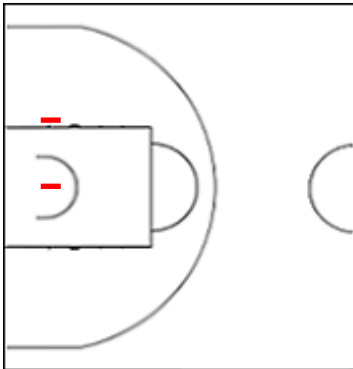
	M / A	%
Fied Goals	1 / 6	17
2 Points	1 / 3	33
3 Points	0 / 3	0
Free Throajs	2 / 2	100

Shot Chart
PROME 70 vs 69 UNIC

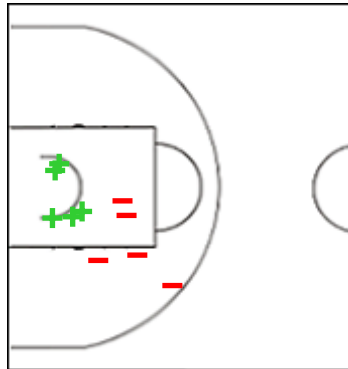
(17-14, 17-13, 20-19, 16-23)

Scoring by 5 min intervals:

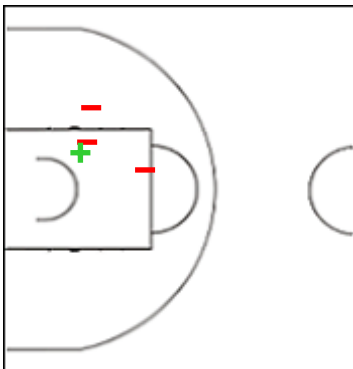
	Q1		Q2		Q3		Q4	
PROME	11	17	21	34	39	54	60	70
Unicaja SD	6	14	22	27	35	46	63	69

UNIC - Unicaja SD
7 BARREIRO Jonathan


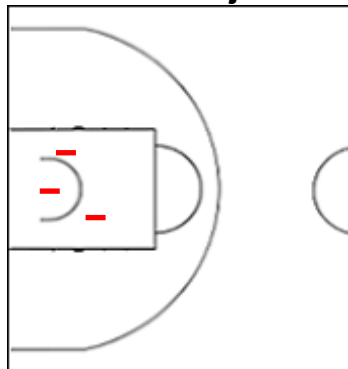
	M / A	%
Fied Goals	0 / 4	0
2 Points	0 / 2	0
3 Points	0 / 2	0
Free Throws	2 / 2	100

8 BRIZUELA Dario


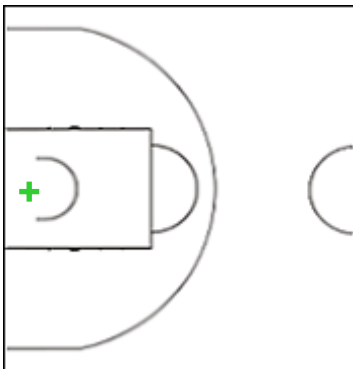
	M / A	%
Fied Goals	9 / 18	50
2 Points	5 / 10	50
3 Points	4 / 8	50
Free Throws	2 / 2	100

9 DIAZ Alberto


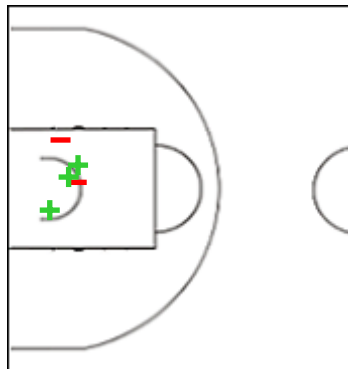
	M / A	%
Fied Goals	1 / 6	17
2 Points	1 / 4	25
3 Points	0 / 2	0
Free Throws	0 / 0	0

11 KRAVIC Dejan


	M / A	%
Fied Goals	0 / 3	0
2 Points	0 / 3	0
3 Points	0 / 0	0
Free Throws	0 / 0	0

13 ALONSO Francis


	M / A	%
Fied Goals	2 / 6	33
2 Points	1 / 1	100
3 Points	1 / 5	20
Free Throws	0 / 0	0

21 ABROMAITIS Tim


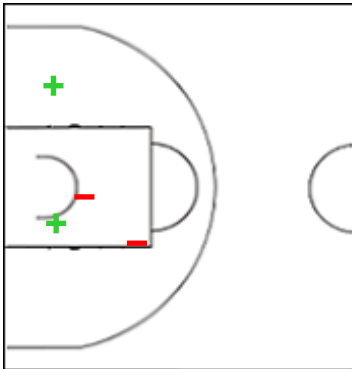
	M / A	%
Fied Goals	3 / 9	33
2 Points	3 / 5	60
3 Points	0 / 4	0
Free Throws	3 / 4	75

Shot Chart
PROME 70 vs 69 UNIC

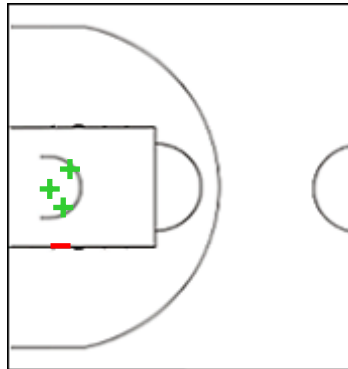
(17-14, 17-13, 20-19, 16-23)

Scoring by 5 min intervals:

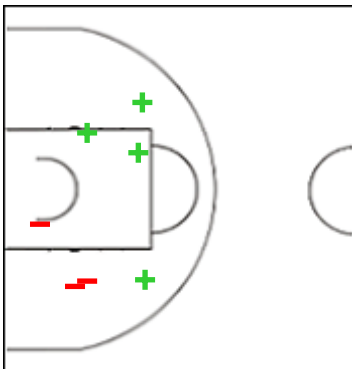
	Q1		Q2		Q3		Q4	
PROME	11	17	21	34	39	54	60	70
Unicaja SD	6	14	22	27	35	46	63	69

UNIC - Unicaja SD
31 MOONEY Matt


	M / A	%
Fied Goals	5 / 7	71
2 Points	2 / 4	50
3 Points	3 / 3	100
Free Throws	0 / 0	0

32 GUERRERO Ruben


	M / A	%
Fied Goals	3 / 4	75
2 Points	3 / 4	75
3 Points	0 / 0	0
Free Throws	0 / 0	0

83 BOUTEILLE Axel


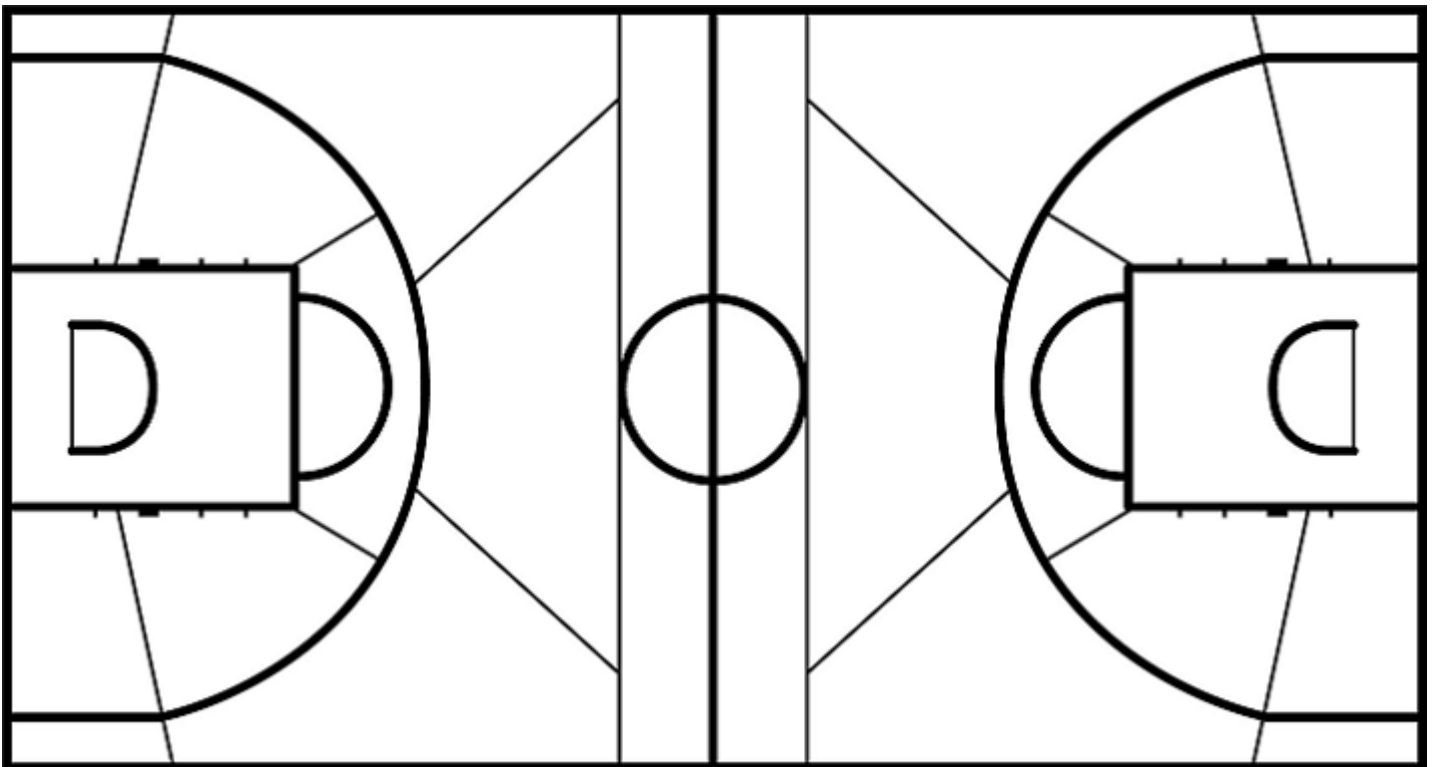
	M / A	%
Fied Goals	4 / 11	36
2 Points	4 / 7	57
3 Points	0 / 4	0
Free Throws	0 / 0	0

Shot Chart
PROME 70 vs 69 UNIC

(17-14, 17-13, 20-19, 16-23)

Scoring by 5 min intervals:

	Q1		Q2		Q3		Q4	
PROME	11	17	21	34	39	54	60	70
Unicaja SD	6	14	22	27	35	46	63	69

PROME - Prometey
UNIC - Unicaja SD


	M / A	%
Fied Goals	23 / 64	36
2 Points	14 / 37	38
3 Points	9 / 27	33
Free Throws	15 / 21	71

%	M / A	
39	27 / 69	Fied Goals
48	19 / 40	2 Points
28	8 / 29	3 Points
88	7 / 8	Free Throws