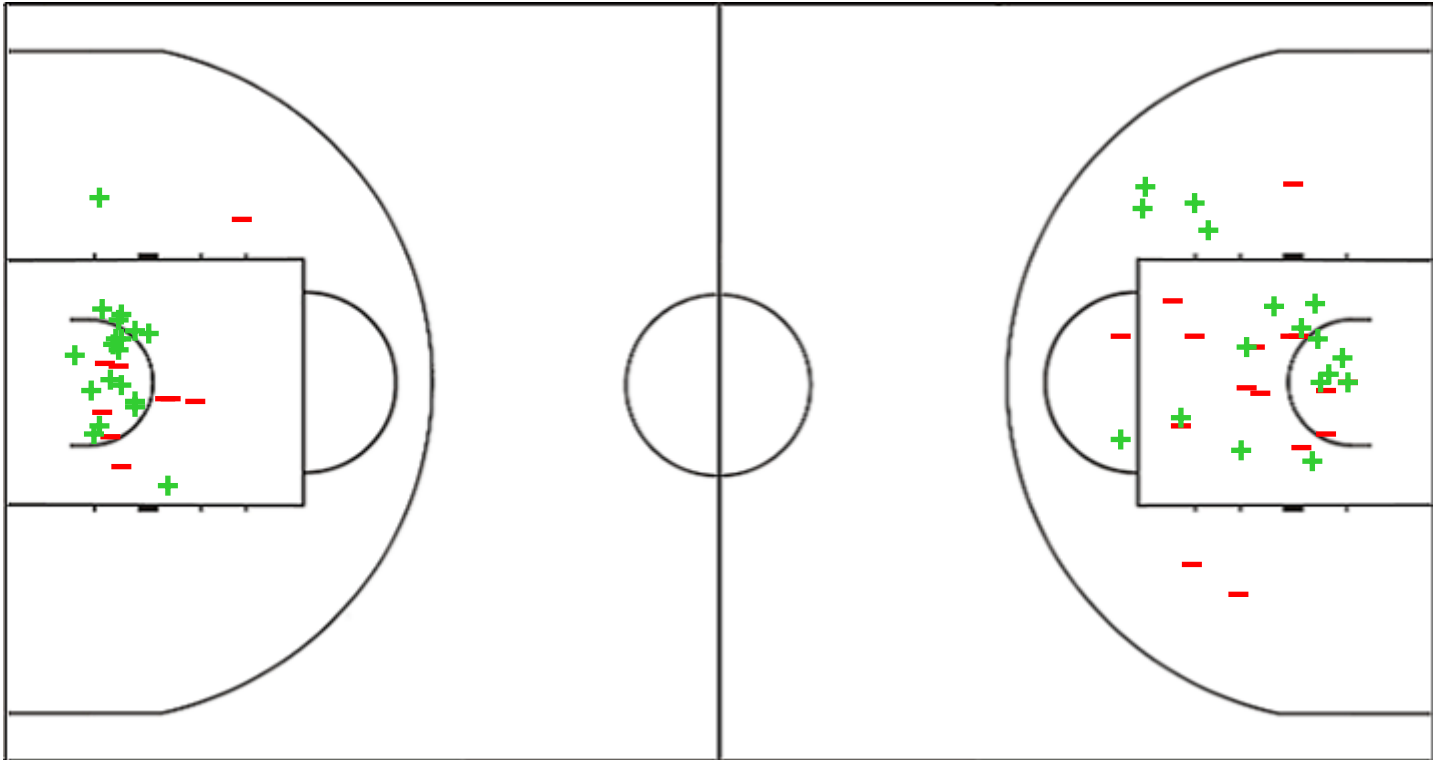


Shot Chart
TENE 89 vs 75 VILN

(20-21, 18-20, 22-9, 29-25)

Scoring by 5 min intervals:

	Q1		Q2		Q3		Q4	
TENE	4	20	31	38	49	60	71	89
VILN	10	21	36	41	49	50	63	75

TENE - Lenovo Tenerife
VILN - BC Rytas


TENE	M / A	%
Fied Goals	31 / 55	56
2 Points	19 / 28	68
3 Points	12 / 27	44
Free Throws	15 / 22	68

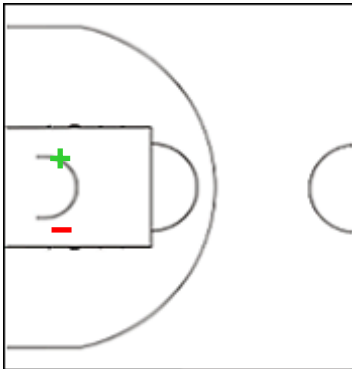
%	M / A	VILN
43	26 / 61	Fied Goals
50	17 / 34	2 Points
33	9 / 27	3 Points
64	14 / 22	Free Throws

Shot Chart
TENE 89 vs 75 VILN

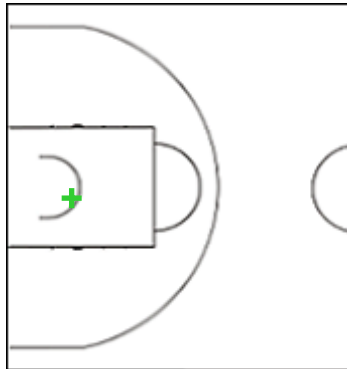
(20-21, 18-20, 22-9, 29-25)

Scoring by 5 min intervals:

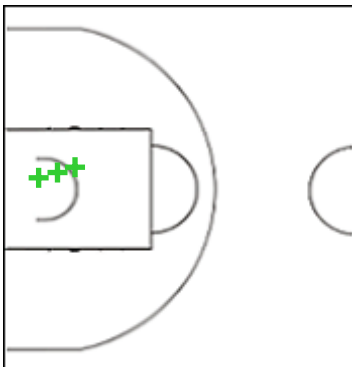
	Q1		Q2		Q3		Q4	
TENE	4	20	31	38	49	60	71	89
VILN	10	21	36	41	49	50	63	75

TENE - Lenovo Tenerife
9 HUERTAS Marcelinho


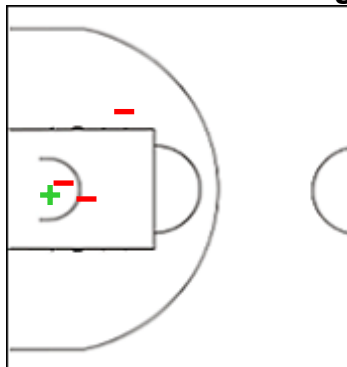
	M / A	%
Fied Goals	2 / 3	67
2 Points	1 / 2	50
3 Points	1 / 1	100
Free Throws	0 / 0	0

10 SALIN Sasu


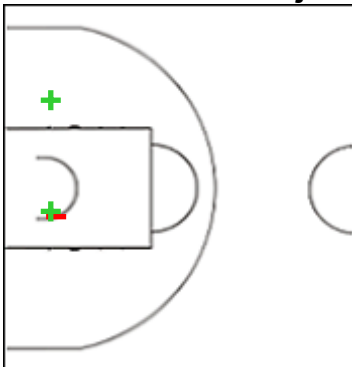
	M / A	%
Fied Goals	5 / 10	50
2 Points	1 / 1	100
3 Points	4 / 9	44
Free Throws	0 / 0	0

15 SASTRE Joan


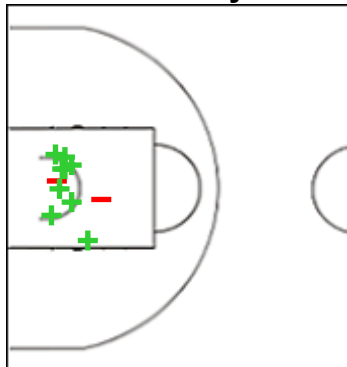
	M / A	%
Fied Goals	4 / 5	80
2 Points	3 / 3	100
3 Points	1 / 2	50
Free Throws	3 / 4	75

19 SHERMADINI Giorgi


	M / A	%
Fied Goals	1 / 4	25
2 Points	1 / 4	25
3 Points	0 / 0	0
Free Throws	2 / 4	50

20 TODOROVIC Dejan


	M / A	%
Fied Goals	3 / 7	43
2 Points	2 / 3	67
3 Points	1 / 4	25
Free Throws	0 / 0	0

33 WILTJER Kyle


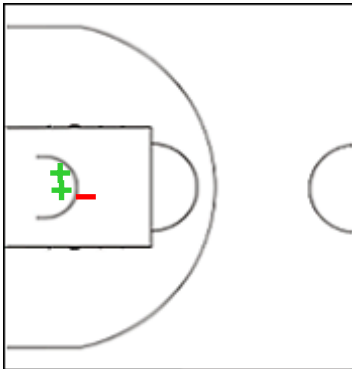
	M / A	%
Fied Goals	10 / 14	71
2 Points	9 / 11	82
3 Points	1 / 3	33
Free Throws	4 / 5	80

Shot Chart
TENE 89 vs 75 VILN

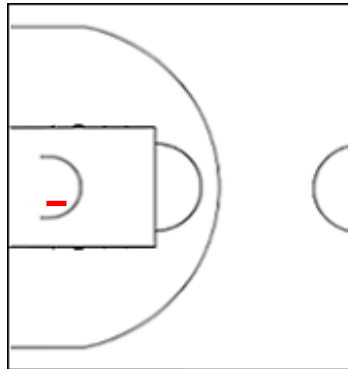
(20-21, 18-20, 22-9, 29-25)

Scoring by 5 min intervals:

	Q1		Q2		Q3		Q4	
TENE	4	20	31	38	49	60	71	89
VILN	10	21	36	41	49	50	63	75

TENE - Lenovo Tenerife
35 GUERRA Fran


	M / A	%
Fied Goals	2 / 3	67
2 Points	2 / 3	67
3 Points	0 / 0	0
Free Throws	6 / 9	67

42 DOORNEKAMP Aaron


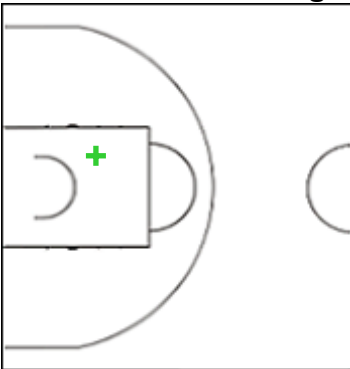
	M / A	%
Fied Goals	3 / 7	43
2 Points	0 / 1	0
3 Points	3 / 6	50
Free Throws	0 / 0	0

Shot Chart
TENE 89 vs 75 VILN

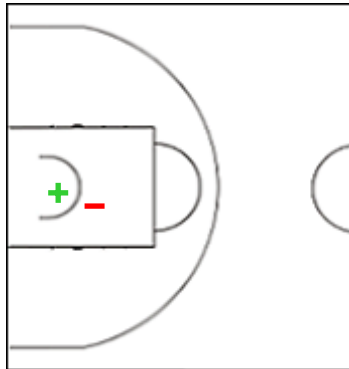
(20-21, 18-20, 22-9, 29-25)

Scoring by 5 min intervals:

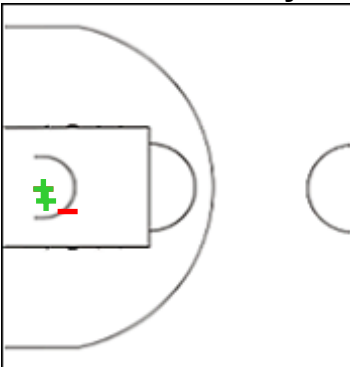
	Q1		Q2		Q3		Q4	
TENE	4	20	31	38	49	60	71	89
VILN	10	21	36	41	49	50	63	75

VILN - BC Rytas
2 NORMANTAS Margiris


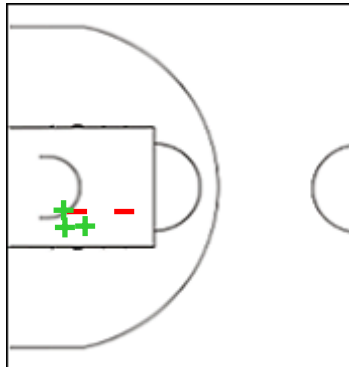
	M / A	%
Fied Goals	2 / 4	50
2 Points	1 / 1	100
3 Points	1 / 3	33
Free Throws	0 / 0	0

4 WILLIAMS Jarvis


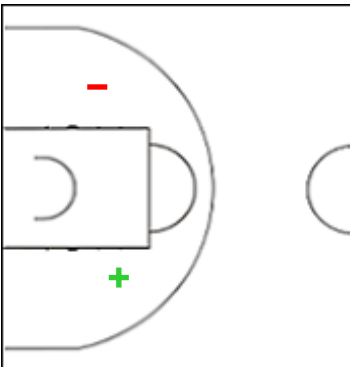
	M / A	%
Fied Goals	1 / 2	50
2 Points	1 / 2	50
3 Points	0 / 0	0
Free Throws	1 / 2	50

7 RADZEVICIUS Gytis


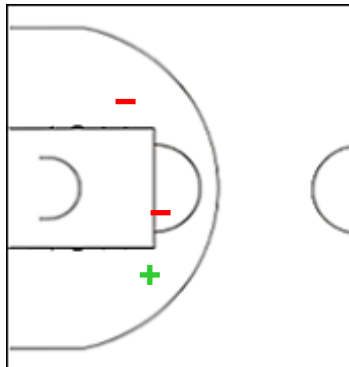
	M / A	%
Fied Goals	3 / 7	43
2 Points	2 / 4	50
3 Points	1 / 3	33
Free Throws	2 / 2	100

8 KARINIAUSKAS Vaidas


	M / A	%
Fied Goals	3 / 7	43
2 Points	3 / 5	60
3 Points	0 / 2	0
Free Throws	2 / 2	100

10 ULECKAS Lukas


	M / A	%
Fied Goals	4 / 9	44
2 Points	1 / 2	50
3 Points	3 / 7	43
Free Throws	2 / 4	50

18 GIRDZIUNAS Mindaugas


	M / A	%
Fied Goals	2 / 6	33
2 Points	1 / 3	33
3 Points	1 / 3	33
Free Throws	1 / 2	50

Shot Chart

TENE 89 vs 75 VILN

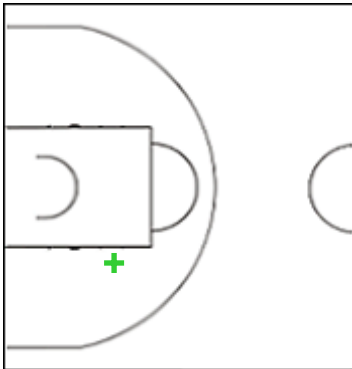
(20-21, 18-20, 22-9, 29-25)

Scoring by 5 min intervals:

	Q1		Q2		Q3		Q4	
TENE	4	20	31	38	49	60	71	89
VILN	10	21	36	41	49	50	63	75

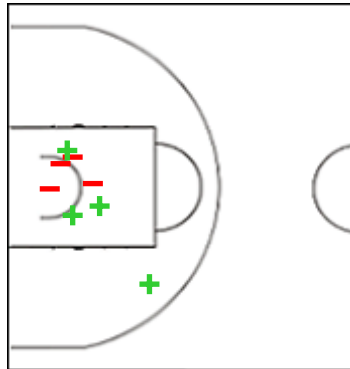
VILN - BC Rytas

21 LEISSNER Tanner



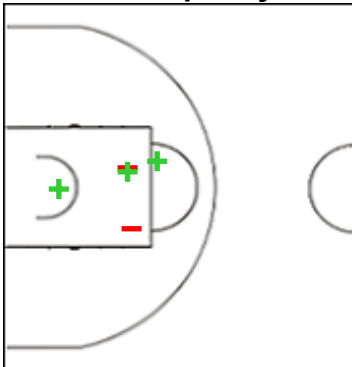
	M / A	%
Fied Goals	1 / 3	33
2 Points	1 / 1	100
3 Points	0 / 2	0
Free Throws	2 / 2	100

25 BUVA Ivan



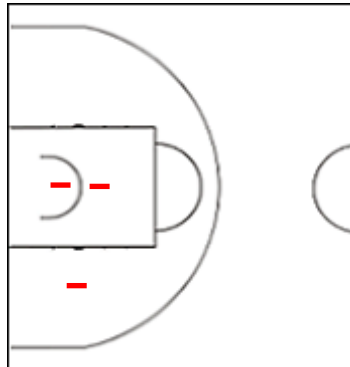
	M / A	%
Fied Goals	4 / 9	44
2 Points	4 / 8	50
3 Points	0 / 1	0
Free Throws	2 / 4	50

44 SMITH Speedy



	M / A	%
Fied Goals	5 / 8	63
2 Points	3 / 5	60
3 Points	2 / 3	67
Free Throws	2 / 4	50

51 BUTKEVICIUS Arnas



	M / A	%
Fied Goals	1 / 6	17
2 Points	0 / 3	0
3 Points	1 / 3	33
Free Throws	0 / 0	0

Shot Chart
TENE 89 vs 75 VILN

(20-21, 18-20, 22-9, 29-25)

Scoring by 5 min intervals:

	Q1		Q2		Q3		Q4	
TENE	4	20	31	38	49	60	71	89
VILN	10	21	36	41	49	50	63	75

TENE - Lenovo Tenerife
VILN - BC Rytas


	M / A	%
Fied Goals	31 / 55	56
2 Points	19 / 28	68
3 Points	12 / 27	44
Free Throws	15 / 22	68

%	M / A	
43	26 / 61	Fied Goals
50	17 / 34	2 Points
33	9 / 27	3 Points
64	14 / 22	Free Throws