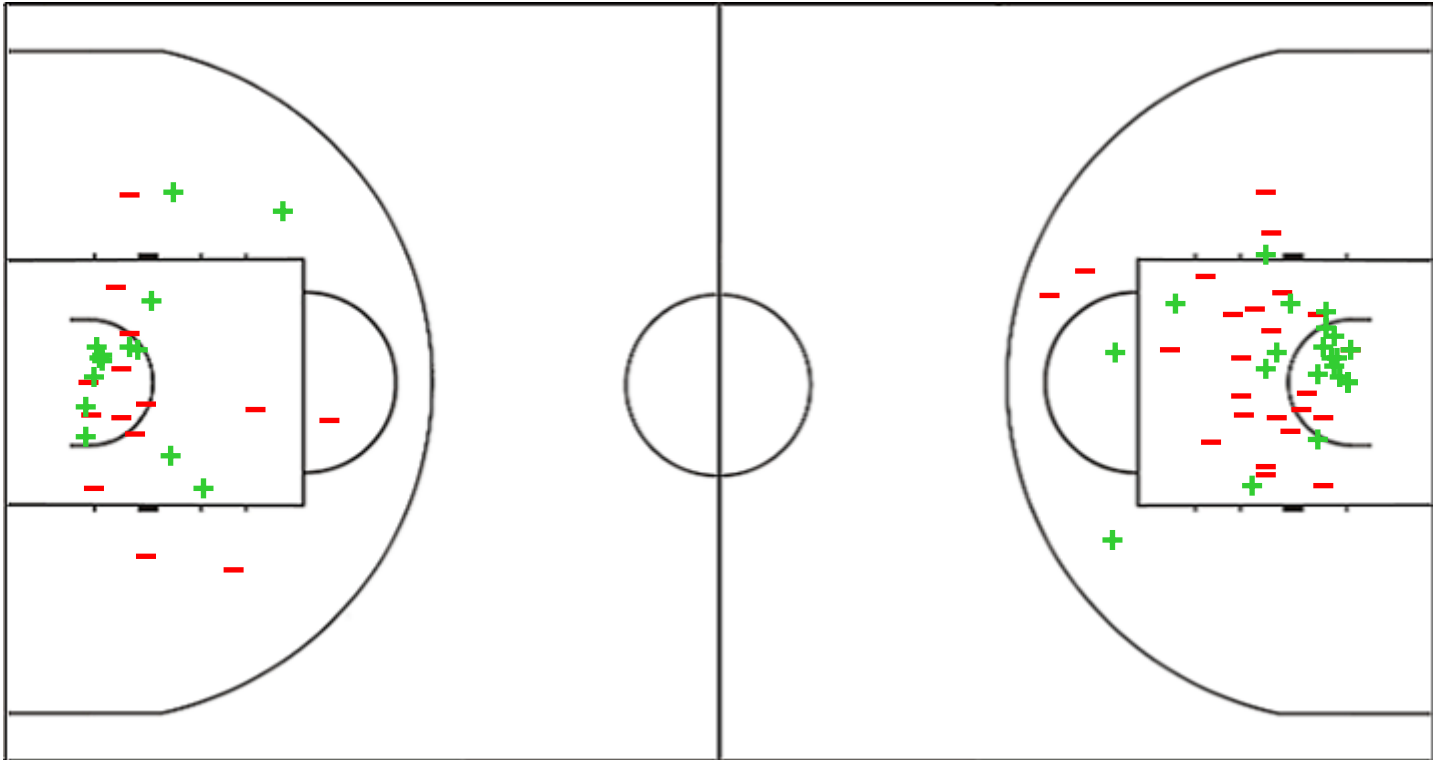


Shot Chart
TENE 87 vs 62 SZOM

(18-20, 22-19, 26-13, 21-10)

Scoring by 5 min intervals:

	Q1		Q2		Q3		Q4	
TENE	6	18	33	40	52	66	75	87
SZOM	8	20	30	39	43	52	58	62

TENE - Lenovo Tenerife
SZOM - Falco KC Szombathely


TENE	M / A	%
Fied Goals	30 / 57	53
2 Points	14 / 28	50
3 Points	16 / 29	55
Free Throws	11 / 12	92

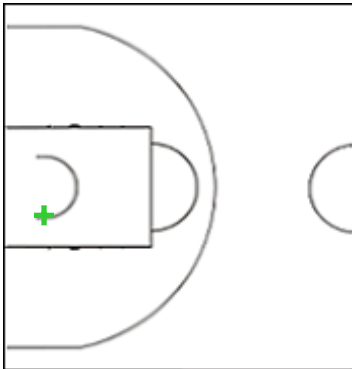
%	M / A	SZOM
42	27 / 64	Fied Goals
51	25 / 49	2 Points
13	2 / 15	3 Points
100	6 / 6	Free Throws

Shot Chart
TENE 87 vs 62 SZOM

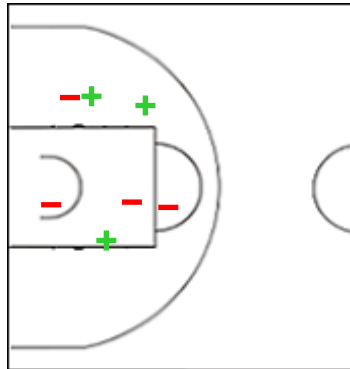
(18-20, 22-19, 26-13, 21-10)

Scoring by 5 min intervals:

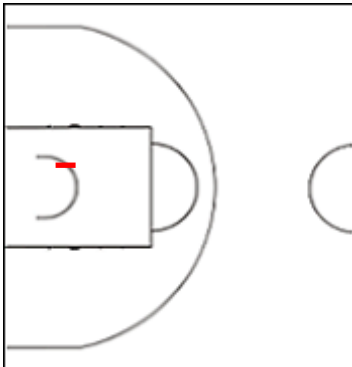
	Q1		Q2		Q3		Q4	
TENE	6	18	33	40	52	66	75	87
SZOM	8	20	30	39	43	52	58	62

TENE - Lenovo Tenerife
7 SMITH Sean


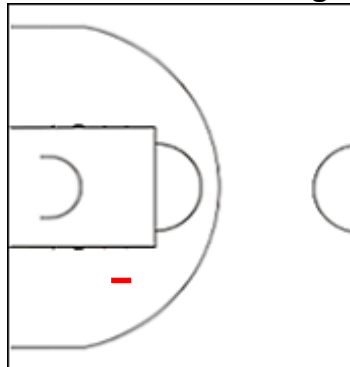
	M / A	%
Fied Goals	1 / 1	100
2 Points	1 / 1	100
3 Points	0 / 0	0
Free Throws	0 / 0	0

9 HUERTAS Marcelinho


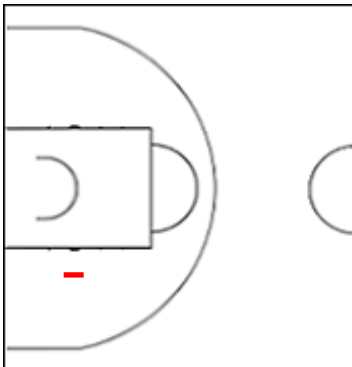
	M / A	%
Fied Goals	3 / 7	43
2 Points	3 / 7	43
3 Points	0 / 0	0
Free Throws	2 / 2	100

11 IVANKOVIC Mark


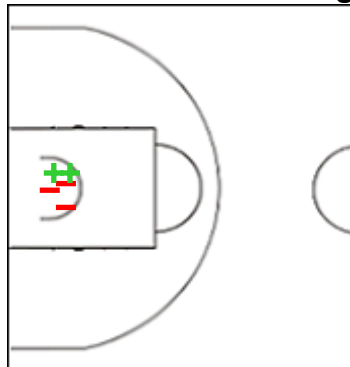
	M / A	%
Fied Goals	0 / 1	0
2 Points	0 / 1	0
3 Points	0 / 0	0
Free Throws	0 / 0	0

13 RODRIGUEZ Sergio


	M / A	%
Fied Goals	0 / 2	0
2 Points	0 / 1	0
3 Points	0 / 1	0
Free Throws	0 / 0	0

15 SASTRE Joan


	M / A	%
Fied Goals	1 / 3	33
2 Points	0 / 1	0
3 Points	1 / 2	50
Free Throws	0 / 0	0

19 SHERMADINI Giorgi


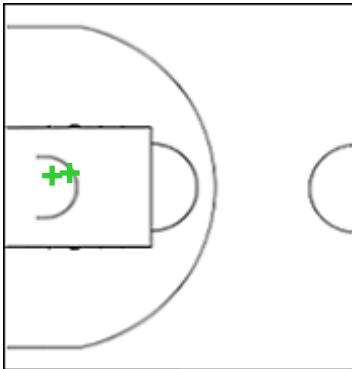
	M / A	%
Fied Goals	2 / 5	40
2 Points	2 / 5	40
3 Points	0 / 0	0
Free Throws	4 / 5	80

Shot Chart
TENE 87 vs 62 SZOM

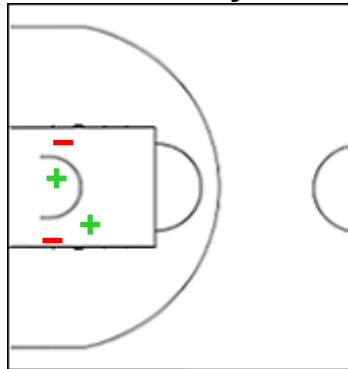
(18-20, 22-19, 26-13, 21-10)

Scoring by 5 min intervals:

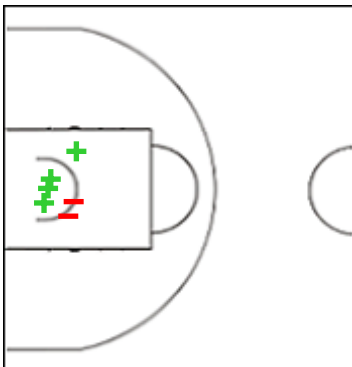
	Q1		Q2		Q3		Q4	
TENE	6	18	33	40	52	66	75	87
SZOM	8	20	30	39	43	52	58	62

TENE - Lenovo Tenerife
22 SULEJMANOVIC Emir


	M / A	%
Fied Goals	3 / 3	100
2 Points	2 / 2	100
3 Points	1 / 1	100
Free Throws	0 / 0	0

33 WILTJER Kyle


	M / A	%
Fied Goals	8 / 14	57
2 Points	2 / 4	50
3 Points	6 / 10	60
Free Throws	1 / 1	100

35 GUERRA Fran


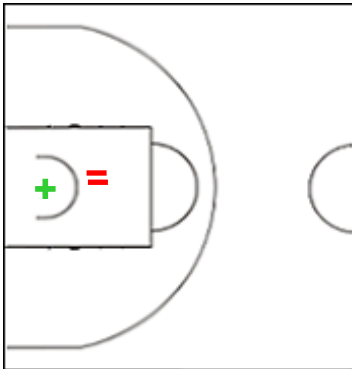
	M / A	%
Fied Goals	4 / 6	67
2 Points	4 / 6	67
3 Points	0 / 0	0
Free Throws	2 / 2	100

Shot Chart
TENE 87 vs 62 SZOM

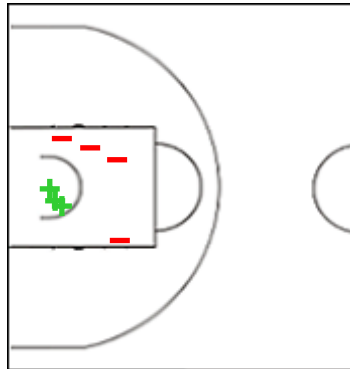
(18-20, 22-19, 26-13, 21-10)

Scoring by 5 min intervals:

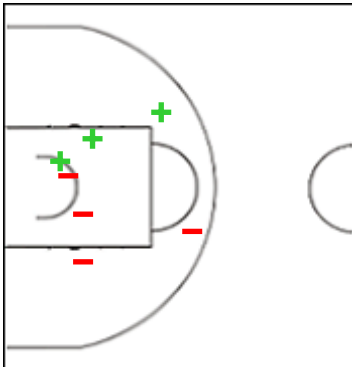
	Q1		Q2		Q3		Q4	
TENE	6	18	33	40	52	66	75	87
SZOM	8	20	30	39	43	52	58	62

SZOM - Falco KC Szombathely
6 KELLER Akos


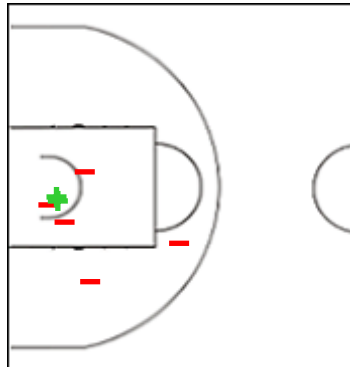
	M / A	%
Fied Goals	2 / 4	50
2 Points	2 / 4	50
3 Points	0 / 0	0
Free Throws	0 / 0	0

9 PERL Zoltan


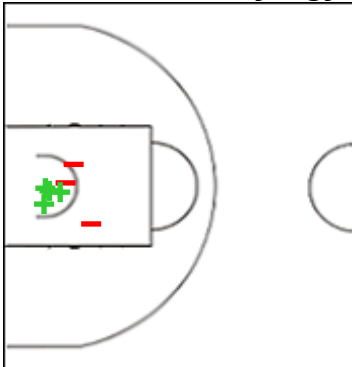
	M / A	%
Fied Goals	3 / 8	38
2 Points	3 / 7	43
3 Points	0 / 1	0
Free Throws	0 / 0	0

10 VARADI Benedek


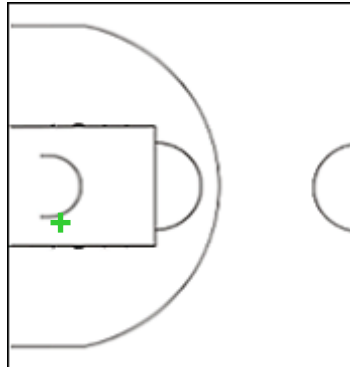
	M / A	%
Fied Goals	3 / 11	27
2 Points	3 / 7	43
3 Points	0 / 4	0
Free Throws	2 / 2	100

13 CLARK Marvin


	M / A	%
Fied Goals	3 / 11	27
2 Points	2 / 7	29
3 Points	1 / 4	25
Free Throws	2 / 2	100

14 GOLOMAN Gyorgy


	M / A	%
Fied Goals	4 / 8	50
2 Points	4 / 7	57
3 Points	0 / 1	0
Free Throws	0 / 0	0

23 HAWKINS Deontae


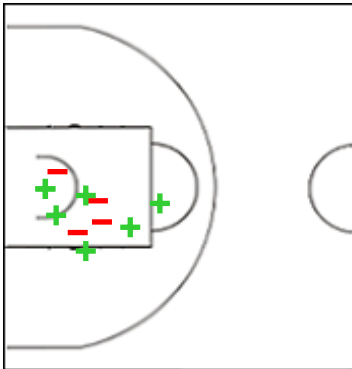
	M / A	%
Fied Goals	1 / 3	33
2 Points	1 / 1	100
3 Points	0 / 2	0
Free Throws	0 / 0	0

Shot Chart
TENE 87 vs 62 SZOM

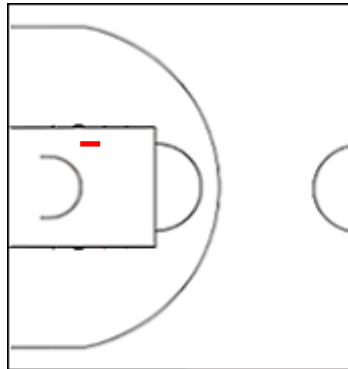
(18-20, 22-19, 26-13, 21-10)

Scoring by 5 min intervals:

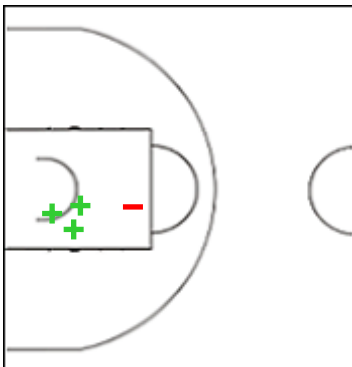
	Q1		Q2		Q3		Q4	
TENE	6	18	33	40	52	66	75	87
SZOM	8	20	30	39	43	52	58	62

SZOM - Falco KC Szombathely
24 BARAC Boris


	M / A	%
Fied Goals	7 / 12	58
2 Points	7 / 11	64
3 Points	0 / 1	0
Free Throws	2 / 2	100

25 VERASZTO Peter


	M / A	%
Fied Goals	1 / 2	50
2 Points	0 / 1	0
3 Points	1 / 1	100
Free Throws	0 / 0	0

30 SOMOGYI Adam


	M / A	%
Fied Goals	3 / 5	60
2 Points	3 / 4	75
3 Points	0 / 1	0
Free Throws	0 / 0	0

Shot Chart
TENE 87 vs 62 SZOM

(18-20, 22-19, 26-13, 21-10)

Scoring by 5 min intervals:

	Q1		Q2		Q3		Q4	
TENE	6	18	33	40	52	66	75	87
SZOM	8	20	30	39	43	52	58	62

TENE - Lenovo Tenerife
SZOM - Falco KC Szombathely


	M / A	%
Fied Goals	30 / 57	53
2 Points	14 / 28	50
3 Points	16 / 29	55
Free Throws	11 / 12	92

%	M / A	
42	27 / 64	Fied Goals
51	25 / 49	2 Points
13	2 / 15	3 Points
100	6 / 6	Free Throws