



Basketball Champions League Americas 2022

Venue: Antel Arena
 Game Date: MON 31 JAN 2022
 Game Time: 22:00

Game No: B/4
 Attendance: 0
 Game Duration: 01:33

Shot Chart

NAC 73 vs 89 SAO

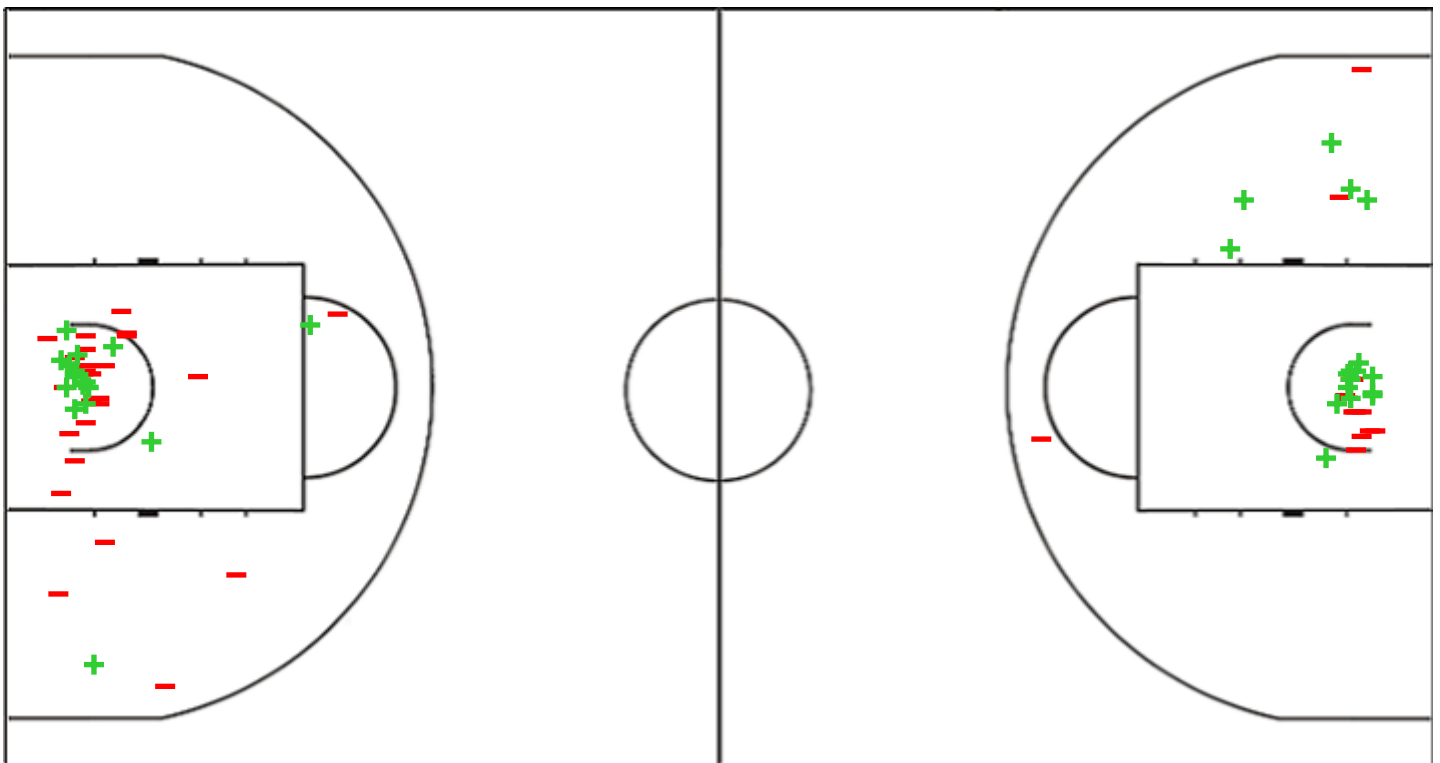
(21-23, 16-22, 17-24, 19-20)

Scoring by 5 min intervals:

	Q1		Q2		Q3		Q4	
NAC	11	21	26	37	42	54	59	73
São Paulo	8	23	35	45	58	69	81	89

NAC - Club Nacional de Football

SAO - São Paulo Futebol Clube



NAC	M / A	%
Fied Goals	26 / 67	39
2 Points	18 / 45	40
3 Points	8 / 22	36
Free Throws	13 / 18	72

%	M / A	SAO
49	33 / 67	Fied Goals
55	17 / 31	2 Points
44	16 / 36	3 Points
58	7 / 12	Free Throws

Shot Chart

NAC 73 vs 89 SAO

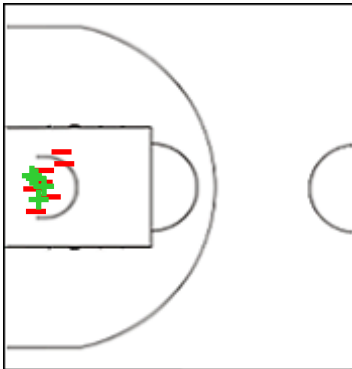
(21-23, 16-22, 17-24, 19-20)

Scoring by 5 min intervals:

	Q1		Q2		Q3		Q4	
NAC	11	21	26	37	42	54	59	73
São Paulo	8	23	35	45	58	69	81	89

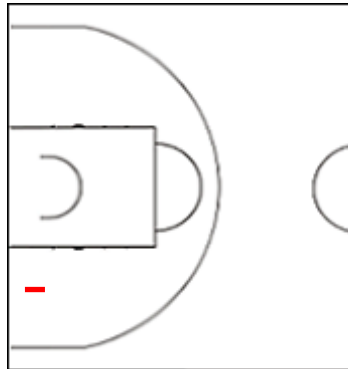
NAC - Club Nacional de Football

2 JEFFERSON Johndre



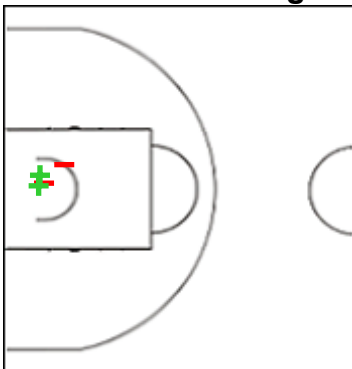
	M / A	%
Fied Goals	4 / 11	36
2 Points	4 / 11	36
3 Points	0 / 0	0
Free Throws	5 / 6	83

5 BASTON TARALLO Emiliano



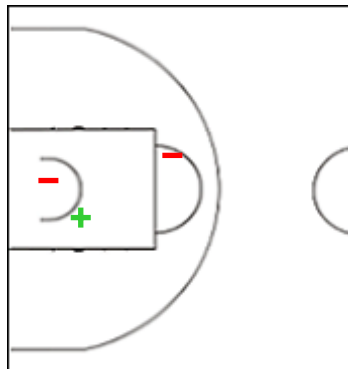
	M / A	%
Fied Goals	0 / 1	0
2 Points	0 / 1	0
3 Points	0 / 0	0
Free Throws	0 / 0	0

10 MOGLIA Santiago



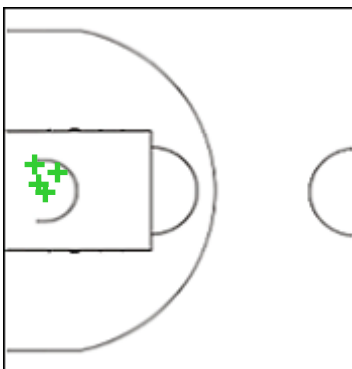
	M / A	%
Fied Goals	3 / 10	30
2 Points	2 / 4	50
3 Points	1 / 6	17
Free Throws	2 / 3	67

13 ROMERO SCHIAFFARINO



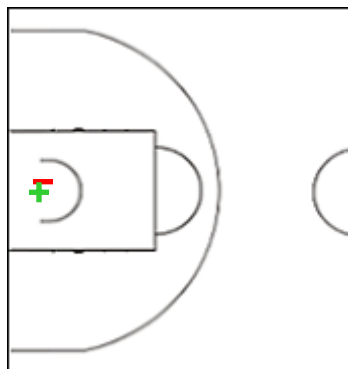
	M / A	%
Fied Goals	4 / 6	67
2 Points	1 / 3	33
3 Points	3 / 3	100
Free Throws	0 / 2	0

14 SACCO Jonathan Sebastian



	M / A	%
Fied Goals	4 / 4	100
2 Points	4 / 4	100
3 Points	0 / 0	0
Free Throws	0 / 0	0

21 PRIETO Patricio



	M / A	%
Fied Goals	1 / 4	25
2 Points	1 / 2	50
3 Points	0 / 2	0
Free Throws	0 / 0	0

Shot Chart

NAC 73 vs 89 SAO

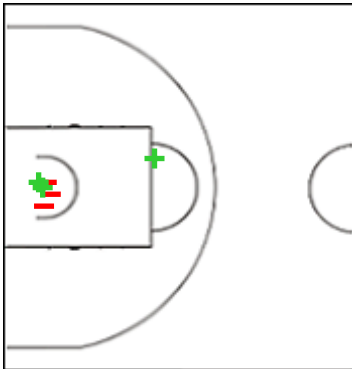
(21-23, 16-22, 17-24, 19-20)

Scoring by 5 min intervals:

	Q1		Q2		Q3		Q4	
NAC	11	21	26	37	42	54	59	73
São Paulo	8	23	35	45	58	69	81	89

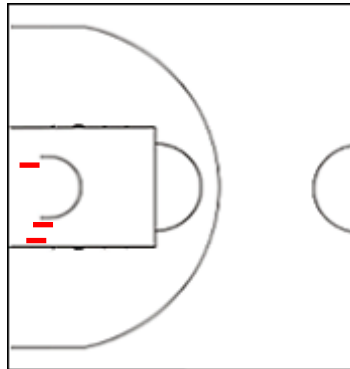
NAC - Club Nacional de Football

30 MILLER-SCOTT Quincy



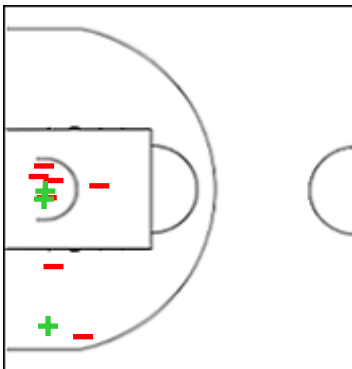
	M / A	%
Fied Goals	3 / 8	38
2 Points	3 / 6	50
3 Points	0 / 2	0
Free Throws	1 / 1	100

31 ZUBIAURRE Mauro



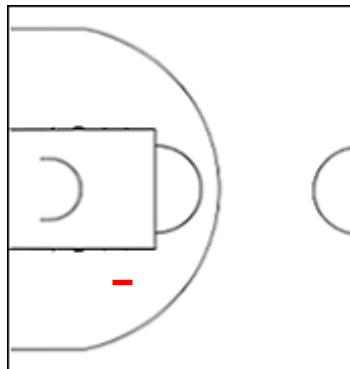
	M / A	%
Fied Goals	1 / 6	17
2 Points	0 / 3	0
3 Points	1 / 3	33
Free Throws	0 / 0	0

45 MORRISON Dominique



	M / A	%
Fied Goals	5 / 15	33
2 Points	3 / 10	30
3 Points	2 / 5	40
Free Throws	4 / 4	100

99 RUSCH Pierino



	M / A	%
Fied Goals	1 / 2	50
2 Points	0 / 1	0
3 Points	1 / 1	100
Free Throws	0 / 0	0

Shot Chart

NAC 73 vs 89 SAO

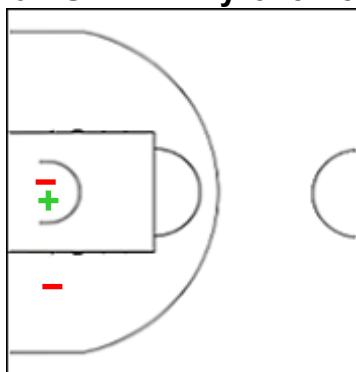
(21-23, 16-22, 17-24, 19-20)

Scoring by 5 min intervals:

	Q1		Q2		Q3		Q4	
NAC	11	21	26	37	42	54	59	73
São Paulo	8	23	35	45	58	69	81	89

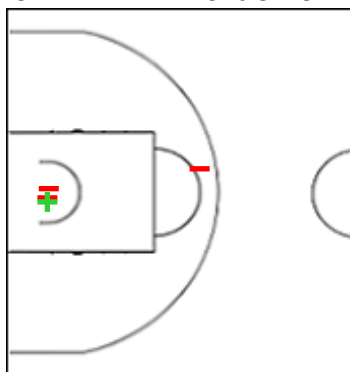
SAO - São Paulo Futebol Clube

0 CURNELL Tyrone Denell



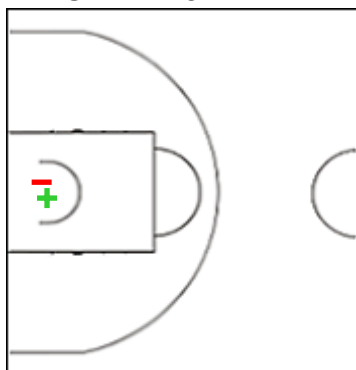
	M / A	%
Fied Goals	4 / 9	44
2 Points	1 / 3	33
3 Points	3 / 6	50
Free Throws	3 / 3	100

3 BENNET Corderro



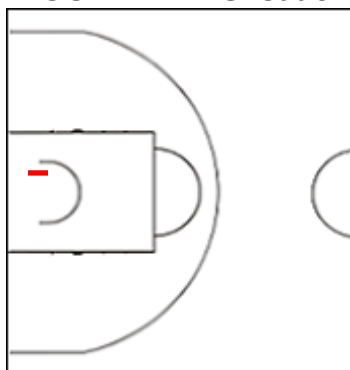
	M / A	%
Fied Goals	1 / 4	25
2 Points	1 / 4	25
3 Points	0 / 0	0
Free Throws	1 / 2	50

4 DORIA Alex



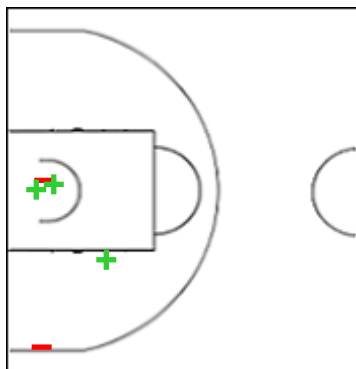
	M / A	%
Fied Goals	1 / 2	50
2 Points	1 / 2	50
3 Points	0 / 0	0
Free Throws	2 / 2	100

7 GONCALVES Isaac Rafael



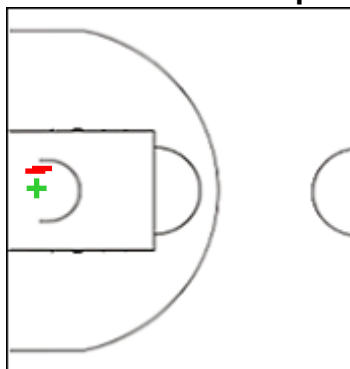
	M / A	%
Fied Goals	0 / 4	0
2 Points	0 / 1	0
3 Points	0 / 3	0
Free Throws	0 / 0	0

8 STALLWORTH Shamell



	M / A	%
Fied Goals	6 / 10	60
2 Points	3 / 5	60
3 Points	3 / 5	60
Free Throws	0 / 0	0

10 COELHO Henrique



	M / A	%
Fied Goals	2 / 8	25
2 Points	1 / 3	33
3 Points	1 / 5	20
Free Throws	0 / 2	0

Shot Chart

NAC 73 vs 89 SAO

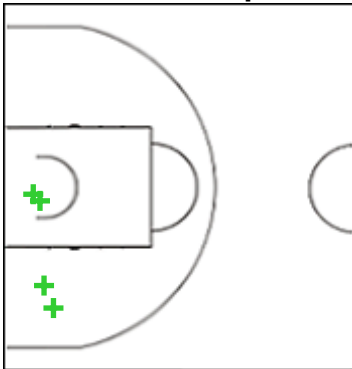
(21-23, 16-22, 17-24, 19-20)

Scoring by 5 min intervals:

	Q1		Q2		Q3		Q4	
NAC	11	21	26	37	42	54	59	73
São Paulo	8	23	35	45	58	69	81	89

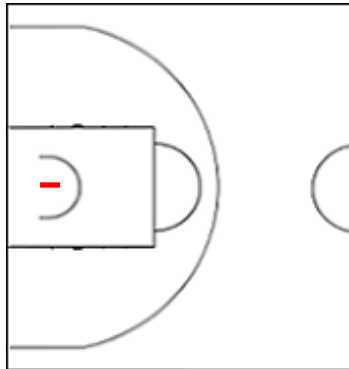
SAO - São Paulo Futebol Clube

11 SOUSA Marquinhos



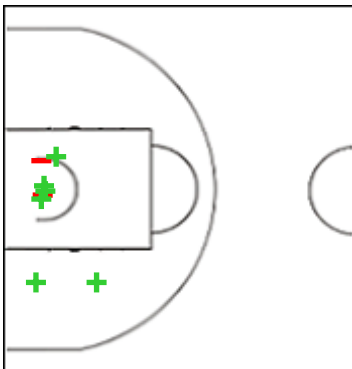
	M / A	%
Fied Goals	7 / 13	54
2 Points	4 / 4	100
3 Points	3 / 9	33
Free Throws	1 / 3	33

18 CECILIO DOS SANTOS Luiz



	M / A	%
Fied Goals	0 / 1	0
2 Points	0 / 1	0
3 Points	0 / 0	0
Free Throws	0 / 0	0

50 CABOCLO Bruno



	M / A	%
Fied Goals	12 / 15	80
2 Points	6 / 8	75
3 Points	6 / 7	86
Free Throws	0 / 0	0

Shot Chart

NAC 73 vs 89 SAO

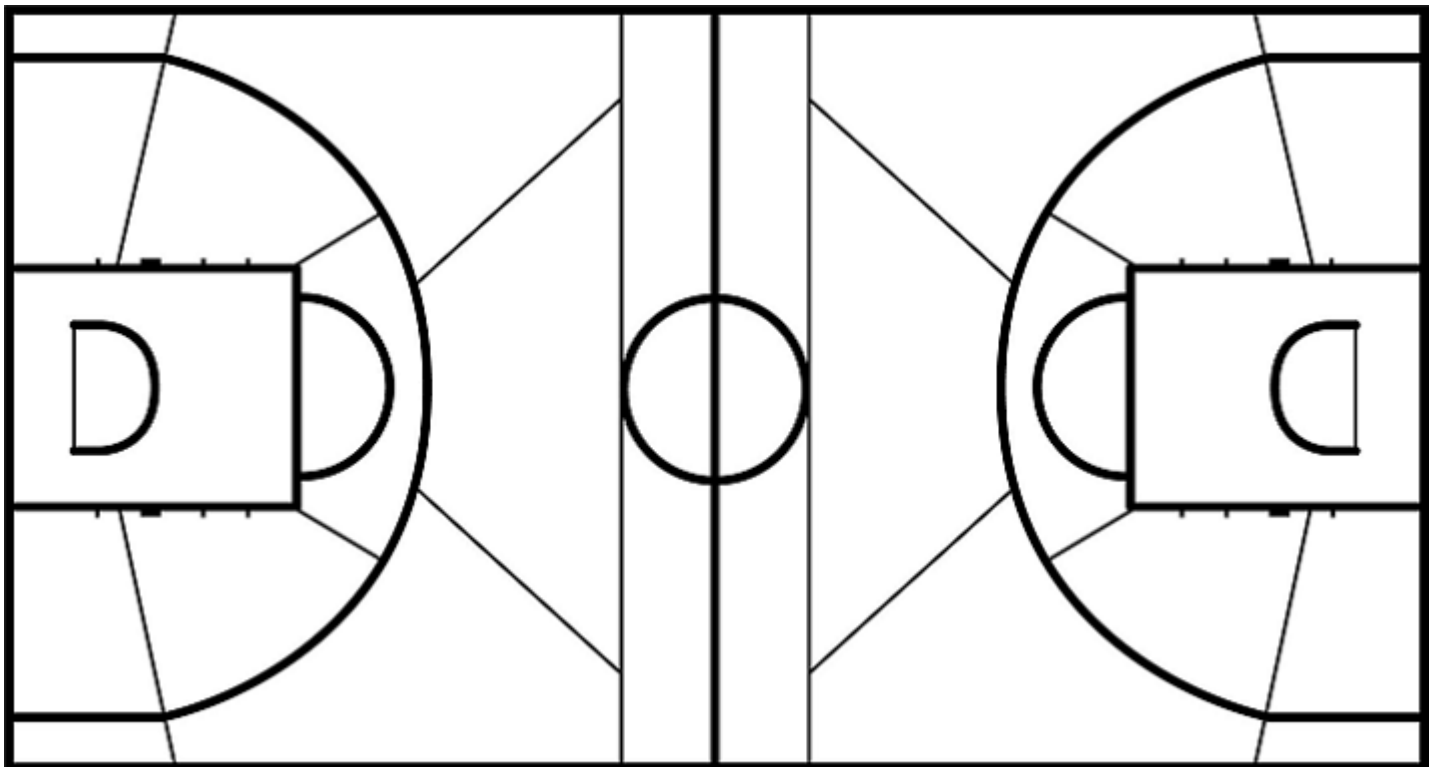
(21-23, 16-22, 17-24, 19-20)

Scoring by 5 min intervals:

	Q1		Q2		Q3		Q4	
NAC	11	21	26	37	42	54	59	73
São Paulo	8	23	35	45	58	69	81	89

NAC - Club Nacional de Football

SAO - São Paulo Futebol Clube



	M / A	%
Fied Goals	26 / 67	39
2 Points	18 / 45	40
3 Points	8 / 22	36
Free Throws	13 / 18	72

%	M / A	
49	33 / 67	Fied Goals
55	17 / 31	2 Points
44	16 / 36	3 Points
58	7 / 12	Free Throws