



Basketball Champions League Americas 2022

Venue: Antel Arena
 Game Date: TUE 01 FEB 2022
 Game Time: 22:00

Game No: B/5
 Attendance: 0
 Game Duration: 01:40

Shot Chart

SAO 86 vs 69 QSA

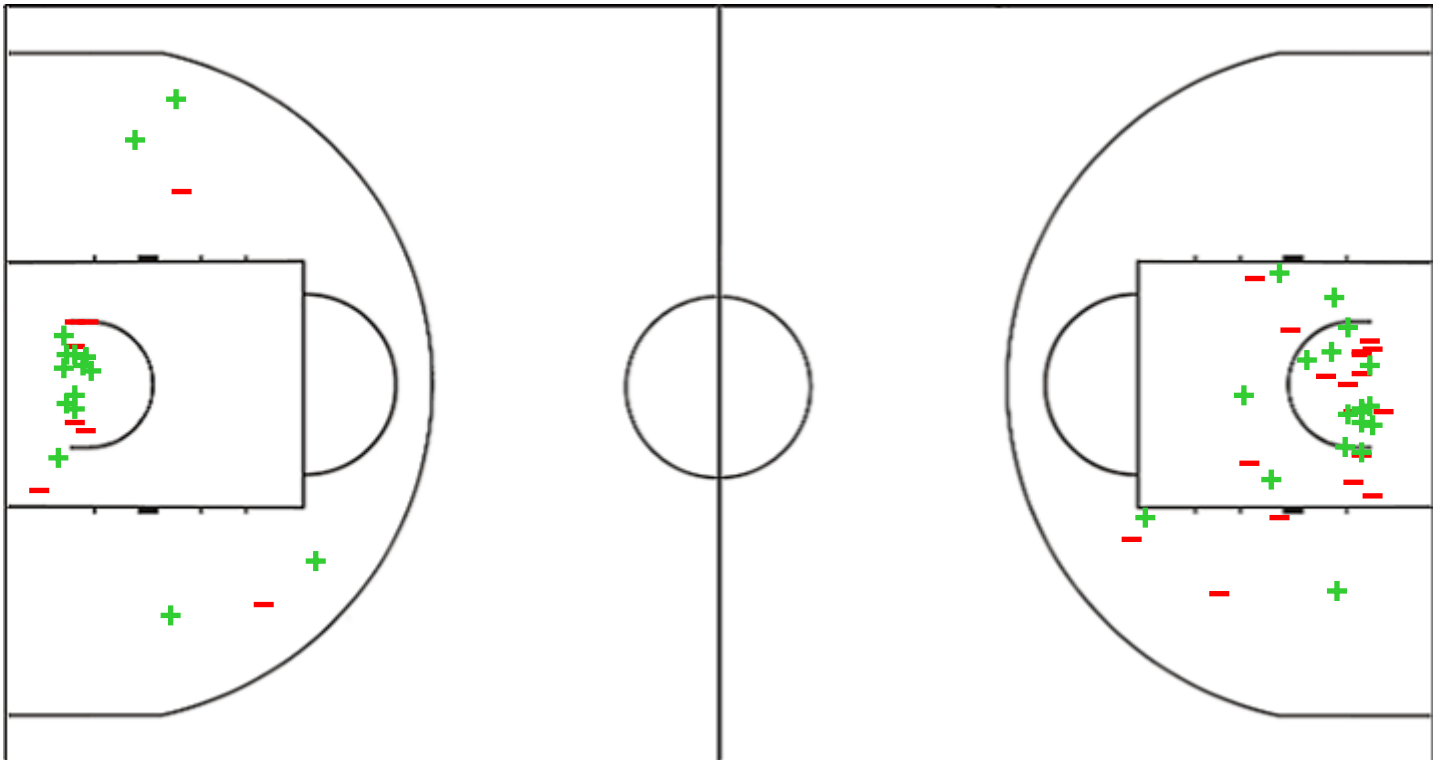
(18-23, 25-21, 21-14, 22-11)

Scoring by 5 min intervals:

| | Q1 | | Q2 | | Q3 | | Q4 | |
|-----------|----|----|----|----|----|----|----|----|
| São Paulo | 8 | 18 | 30 | 43 | 54 | 64 | 72 | 86 |
| QSA | 16 | 23 | 32 | 44 | 52 | 58 | 68 | 69 |

SAO - São Paulo Futebol Clube

QSA - Quimsa



| SAO | M / A | % |
|-------------|---------|----|
| Fied Goals | 30 / 54 | 56 |
| 2 Points | 17 / 25 | 68 |
| 3 Points | 13 / 29 | 45 |
| Free Throws | 13 / 18 | 72 |

| % | M / A | QSA |
|----|---------|-------------|
| 41 | 23 / 56 | Fied Goals |
| 51 | 19 / 37 | 2 Points |
| 21 | 4 / 19 | 3 Points |
| 79 | 19 / 24 | Free Throws |

Shot Chart

SAO 86 vs 69 QSA

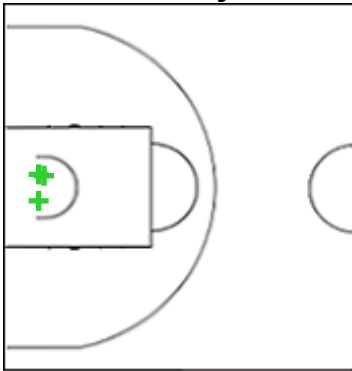
(18-23, 25-21, 21-14, 22-11)

Scoring by 5 min intervals:

| | Q1 | | Q2 | | Q3 | | Q4 | |
|------------------|----|----|----|----|----|----|----|----|
| São Paulo | 8 | 18 | 30 | 43 | 54 | 64 | 72 | 86 |
| QSA | 16 | 23 | 32 | 44 | 52 | 58 | 68 | 69 |

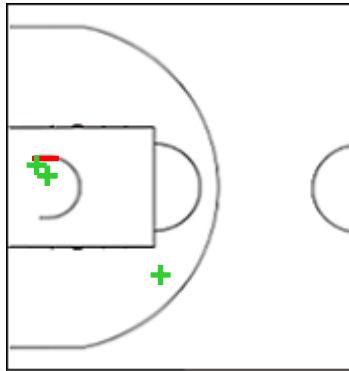
SAO - São Paulo Futebol Clube

0 CURNELL Tyrone Denell



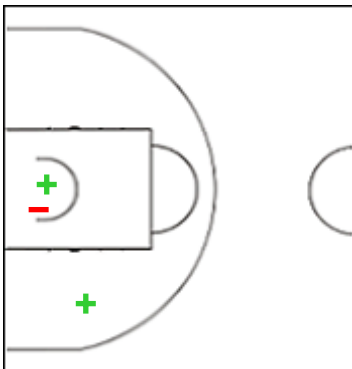
| | M / A | % |
|--------------------|-------|-----|
| Fied Goals | 4 / 6 | 67 |
| 2 Points | 3 / 3 | 100 |
| 3 Points | 1 / 3 | 33 |
| Free Throws | 1 / 2 | 50 |

3 BENNET Corderro



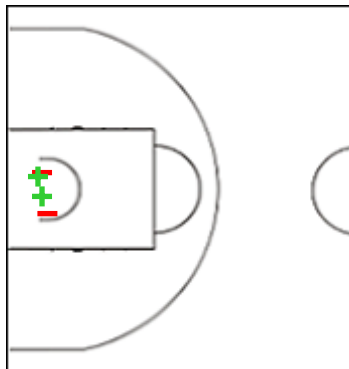
| | M / A | % |
|--------------------|-------|-----|
| Fied Goals | 5 / 7 | 71 |
| 2 Points | 4 / 6 | 67 |
| 3 Points | 1 / 1 | 100 |
| Free Throws | 0 / 0 | 0 |

7 GONCALVES Isaac Rafael



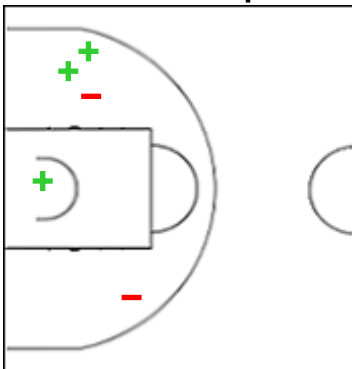
| | M / A | % |
|--------------------|-------|----|
| Fied Goals | 5 / 8 | 63 |
| 2 Points | 2 / 3 | 67 |
| 3 Points | 3 / 5 | 60 |
| Free Throws | 0 / 0 | 0 |

8 STALLWORTH Shamell



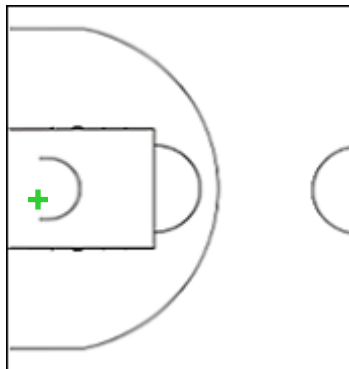
| | M / A | % |
|--------------------|--------|----|
| Fied Goals | 3 / 10 | 30 |
| 2 Points | 2 / 4 | 50 |
| 3 Points | 1 / 6 | 17 |
| Free Throws | 4 / 7 | 57 |

11 SOUSA Marquinhos



| | M / A | % |
|--------------------|-------|----|
| Fied Goals | 5 / 9 | 56 |
| 2 Points | 3 / 5 | 60 |
| 3 Points | 2 / 4 | 50 |
| Free Throws | 4 / 5 | 80 |

18 CECILIO DOS SANTOS Luiz



| | M / A | % |
|--------------------|-------|-----|
| Fied Goals | 1 / 1 | 100 |
| 2 Points | 1 / 1 | 100 |
| 3 Points | 0 / 0 | 0 |
| Free Throws | 0 / 0 | 0 |



Basketball Champions League Americas 2022

Venue: Antel Arena
Game Date: TUE 01 FEB 2022
Game Time: 22:00

Game No: B/5
Attendance: 0
Game Duration: 01:40

Shot Chart

SAO 86 vs 69 QSA

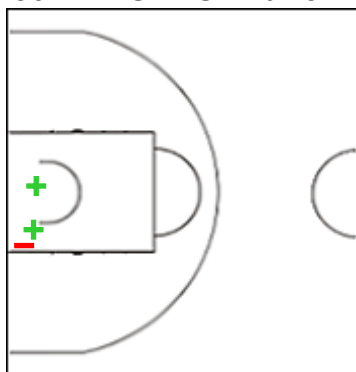
(18-23, 25-21, 21-14, 22-11)

Scoring by 5 min intervals:

| | Q1 | | Q2 | | Q3 | | Q4 | |
|-----------|----|----|----|----|----|----|----|----|
| São Paulo | 8 | 18 | 30 | 43 | 54 | 64 | 72 | 86 |
| QSA | 16 | 23 | 32 | 44 | 52 | 58 | 68 | 69 |

SAO - São Paulo Futebol Clube

50 CABOCLO Bruno



| | M / A | % |
|-------------|--------|-----|
| Fied Goals | 6 / 11 | 55 |
| 2 Points | 2 / 3 | 67 |
| 3 Points | 4 / 8 | 50 |
| Free Throws | 4 / 4 | 100 |

Shot Chart

SAO 86 vs 69 QSA

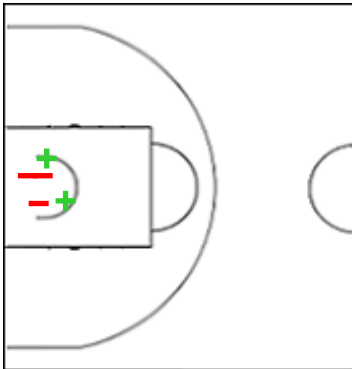
(18-23, 25-21, 21-14, 22-11)

Scoring by 5 min intervals:

| | Q1 | | Q2 | | Q3 | | Q4 | |
|-----------|----|----|----|----|----|----|----|----|
| São Paulo | 8 | 18 | 30 | 43 | 54 | 64 | 72 | 86 |
| QSA | 16 | 23 | 32 | 44 | 52 | 58 | 68 | 69 |

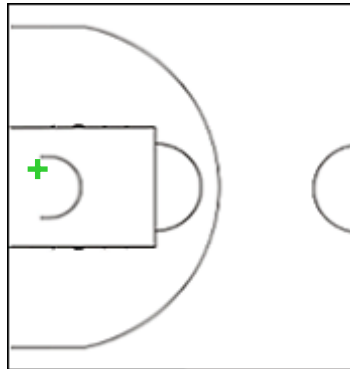
QSA - Quimsa

5 GRAMAJO Pablo



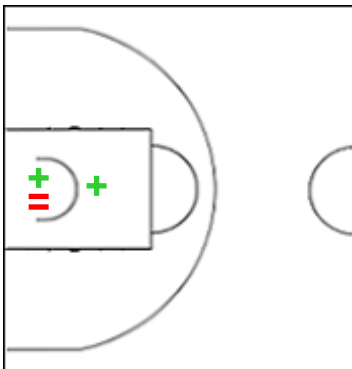
| | M / A | % |
|-------------|-------|-----|
| Fied Goals | 2 / 9 | 22 |
| 2 Points | 2 / 5 | 40 |
| 3 Points | 0 / 4 | 0 |
| Free Throws | 3 / 3 | 100 |

6 ACEVEDO Sebastian Ignacio



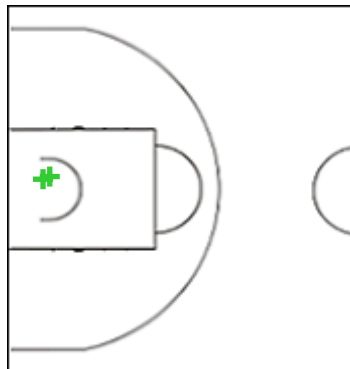
| | M / A | % |
|-------------|-------|-----|
| Fied Goals | 2 / 2 | 100 |
| 2 Points | 1 / 1 | 100 |
| 3 Points | 1 / 1 | 100 |
| Free Throws | 5 / 6 | 83 |

9 BARALLE Franco



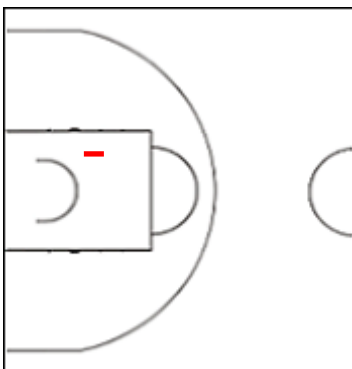
| | M / A | % |
|-------------|-------|-----|
| Fied Goals | 2 / 7 | 29 |
| 2 Points | 2 / 4 | 50 |
| 3 Points | 0 / 3 | 0 |
| Free Throws | 8 / 8 | 100 |

12 TORETTE Emiliano



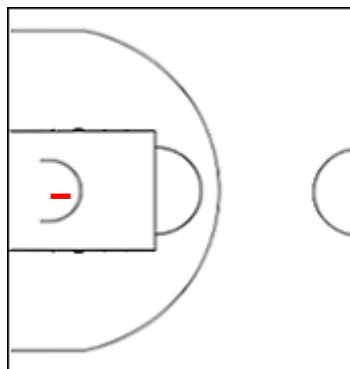
| | M / A | % |
|-------------|-------|-----|
| Fied Goals | 2 / 4 | 50 |
| 2 Points | 2 / 2 | 100 |
| 3 Points | 0 / 2 | 0 |
| Free Throws | 0 / 1 | 0 |

15 BRUSSINO Juan



| | M / A | % |
|-------------|-------|---|
| Fied Goals | 0 / 1 | 0 |
| 2 Points | 0 / 1 | 0 |
| 3 Points | 0 / 0 | 0 |
| Free Throws | 0 / 0 | 0 |

16 LUGO Sebastian



| | M / A | % |
|-------------|-------|---|
| Fied Goals | 0 / 2 | 0 |
| 2 Points | 0 / 1 | 0 |
| 3 Points | 0 / 1 | 0 |
| Free Throws | 0 / 0 | 0 |

Shot Chart

SAO 86 vs 69 QSA

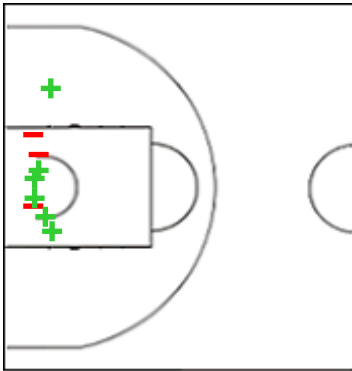
(18-23, 25-21, 21-14, 22-11)

Scoring by 5 min intervals:

| | Q1 | | Q2 | | Q3 | | Q4 | |
|-----------|----|----|----|----|----|----|----|----|
| São Paulo | 8 | 18 | 30 | 43 | 54 | 64 | 72 | 86 |
| QSA | 16 | 23 | 32 | 44 | 52 | 58 | 68 | 69 |

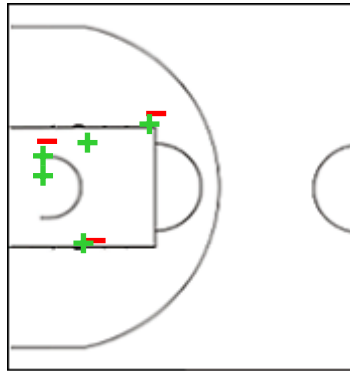
QSA - Quimsa

21 ANDERSON JR Eric Lawon



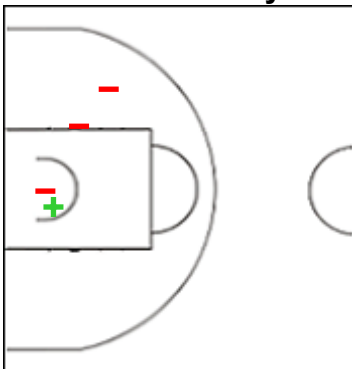
| | M / A | % |
|-------------|-------|----|
| Fied Goals | 6 / 9 | 67 |
| 2 Points | 6 / 9 | 67 |
| 3 Points | 0 / 0 | 0 |
| Free Throws | 1 / 2 | 50 |

23 RODERICK JR Terrence



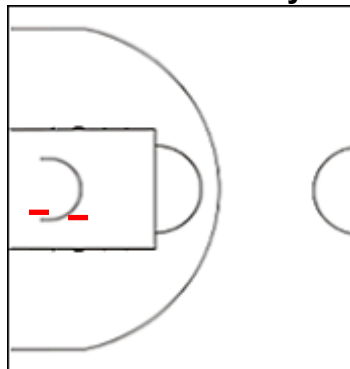
| | M / A | % |
|-------------|--------|-----|
| Fied Goals | 8 / 14 | 57 |
| 2 Points | 5 / 8 | 63 |
| 3 Points | 3 / 6 | 50 |
| Free Throws | 2 / 2 | 100 |

34 CARABALI Bryan



| | M / A | % |
|-------------|-------|----|
| Fied Goals | 1 / 4 | 25 |
| 2 Points | 1 / 4 | 25 |
| 3 Points | 0 / 0 | 0 |
| Free Throws | 0 / 0 | 0 |

60 EVANS JR Jerry



| | M / A | % |
|-------------|-------|---|
| Fied Goals | 0 / 4 | 0 |
| 2 Points | 0 / 2 | 0 |
| 3 Points | 0 / 2 | 0 |
| Free Throws | 0 / 2 | 0 |



Basketball Champions League Americas 2022

Venue: Antel Arena
Game Date: TUE 01 FEB 2022
Game Time: 22:00

Game No: B/5
Attendance: 0
Game Duration: 01:40

Shot Chart

SAO 86 vs 69 QSA

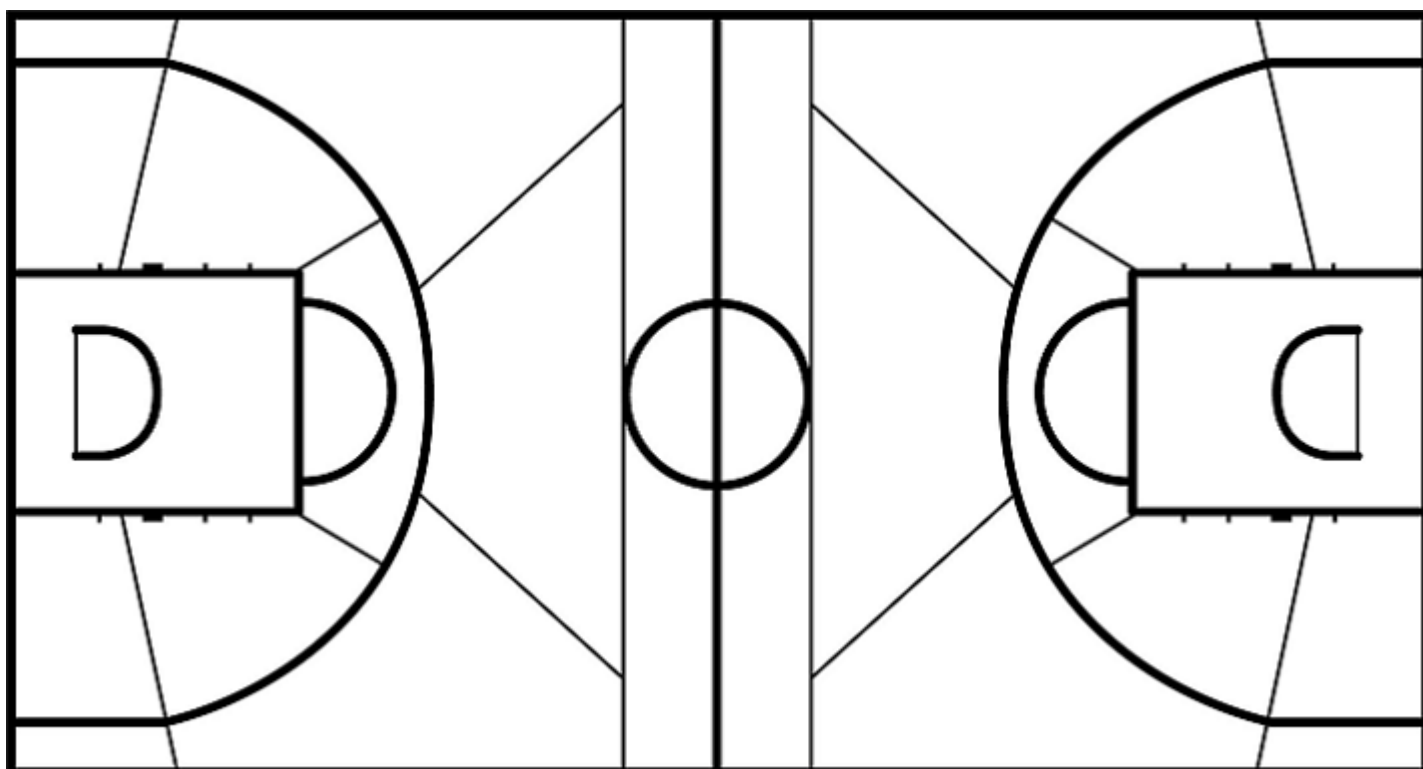
(18-23, 25-21, 21-14, 22-11)

Scoring by 5 min intervals:

| | Q1 | | Q2 | | Q3 | | Q4 | |
|-----------|----|----|----|----|----|----|----|----|
| São Paulo | 8 | 18 | 30 | 43 | 54 | 64 | 72 | 86 |
| QSA | 16 | 23 | 32 | 44 | 52 | 58 | 68 | 69 |

SAO - São Paulo Futebol Clube

QSA - Quimsa



| | M / A | % |
|-------------|---------|----|
| Fied Goals | 30 / 54 | 56 |
| 2 Points | 17 / 25 | 68 |
| 3 Points | 13 / 29 | 45 |
| Free Throws | 13 / 18 | 72 |

| % | M / A | |
|----|---------|-------------|
| 41 | 23 / 56 | Fied Goals |
| 51 | 19 / 37 | 2 Points |
| 21 | 4 / 19 | 3 Points |
| 79 | 19 / 24 | Free Throws |