

Shot Chart

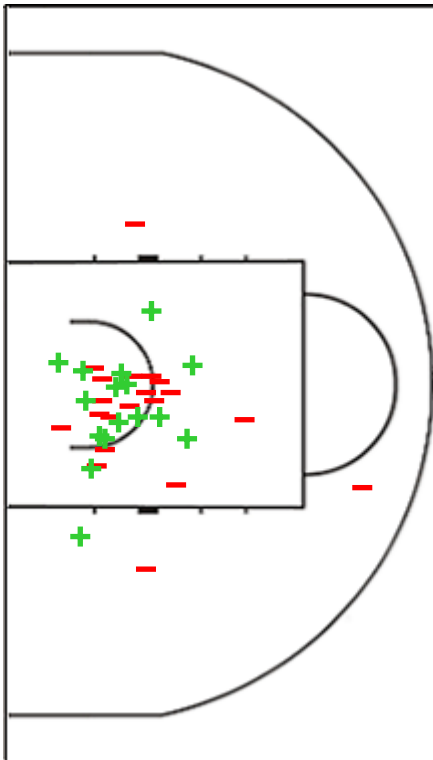
OBR 74 vs 77 MIN

(19-15, 21-26, 25-15, 9-21)

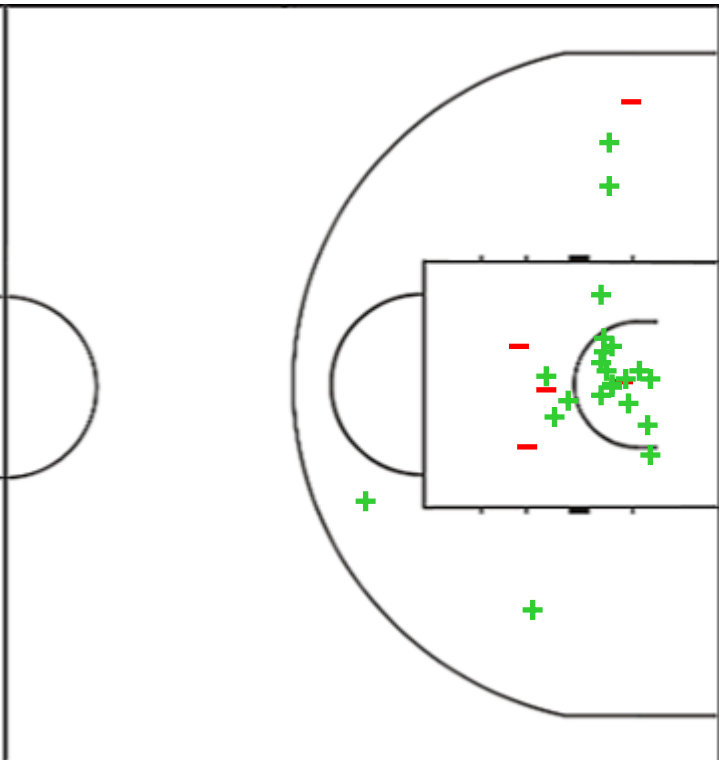
Scoring by 5 min intervals:

	Q1		Q2		Q3		Q4	
OBR	9	19	28	40	53	65	67	74
MIN	5	15	28	41	50	56	68	77

OBR - Obras Sanitarias



MIN - Minas Tenis Clube



OBR	M / A	%
Fied Goals	26 / 63	41
2 Points	16 / 36	44
3 Points	10 / 27	37
Free Throws	12 / 14	86

%	M / A	MIN
52	28 / 54	Fied Goals
81	22 / 27	2 Points
22	6 / 27	3 Points
79	15 / 19	Free Throws

Shot Chart

OBR 74 vs 77 MIN

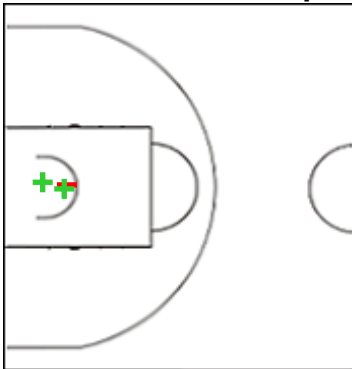
(19-15, 21-26, 25-15, 9-21)

Scoring by 5 min intervals:

	Q1		Q2		Q3		Q4	
OBR	9	19	28	40	53	65	67	74
MIN	5	15	28	41	50	56	68	77

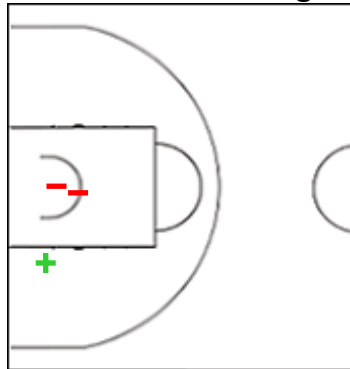
OBR - Obras Sanitarias

3 RODRIGUEZ Joaquin



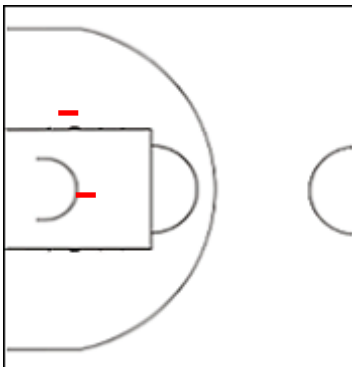
	M / A	%
Fied Goals	5 / 9	56
2 Points	2 / 3	67
3 Points	3 / 6	50
Free Throws	1 / 2	50

9 VALUSSI Luca Agustin



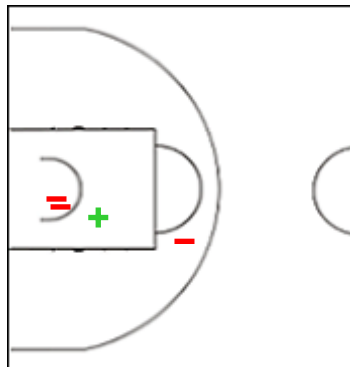
	M / A	%
Fied Goals	1 / 7	14
2 Points	1 / 3	33
3 Points	0 / 4	0
Free Throws	2 / 2	100

10 SMANIOTTI Franco



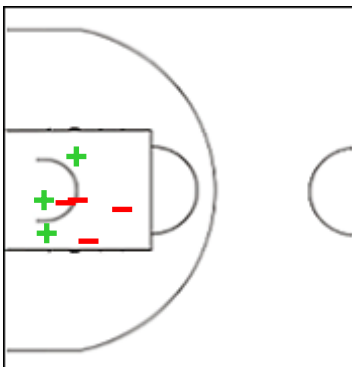
	M / A	%
Fied Goals	0 / 2	0
2 Points	0 / 2	0
3 Points	0 / 0	0
Free Throws	0 / 0	0

12 VENEGAS SCHAEFER Juan



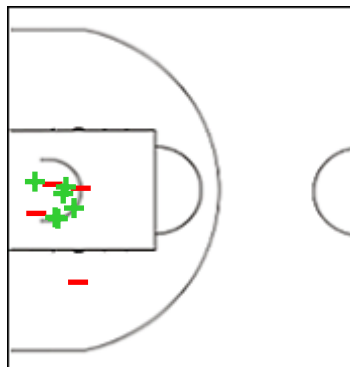
	M / A	%
Fied Goals	4 / 11	36
2 Points	1 / 4	25
3 Points	3 / 7	43
Free Throws	4 / 4	100

13 BARRAL Pedro



	M / A	%
Fied Goals	6 / 13	46
2 Points	3 / 7	43
3 Points	3 / 6	50
Free Throws	0 / 0	0

15 BERRA FERNANDEZ



	M / A	%
Fied Goals	6 / 10	60
2 Points	6 / 10	60
3 Points	0 / 0	0
Free Throws	2 / 2	100

Shot Chart

OBR 74 vs 77 MIN

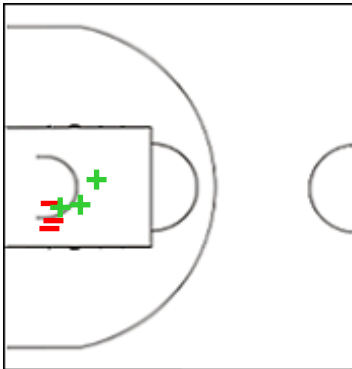
(19-15, 21-26, 25-15, 9-21)

Scoring by 5 min intervals:

	Q1		Q2		Q3		Q4	
OBR	9	19	28	40	53	65	67	74
MIN	5	15	28	41	50	56	68	77

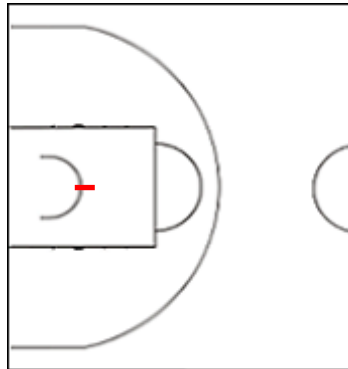
OBR - Obras Sanitarias

16 ANDRADE TOYO Victor



	M / A	%
Fied Goals	3 / 7	43
2 Points	3 / 6	50
3 Points	0 / 1	0
Free Throws	2 / 2	100

27 FUENMAYOR Fernando



	M / A	%
Fied Goals	1 / 3	33
2 Points	0 / 1	0
3 Points	1 / 2	50
Free Throws	1 / 2	50

Shot Chart

OBR 74 vs 77 MIN

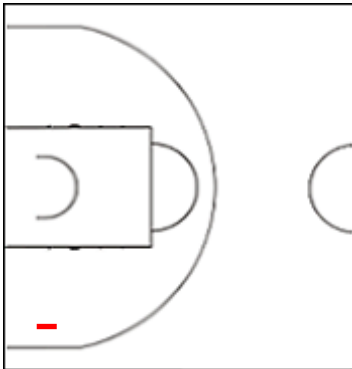
(19-15, 21-26, 25-15, 9-21)

Scoring by 5 min intervals:

	Q1		Q2		Q3		Q4	
OBR	9	19	28	40	53	65	67	74
MIN	5	15	28	41	50	56	68	77

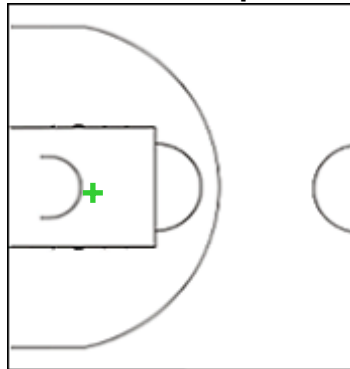
MIN - Minas Tenis Clube

1 DEODATO Guilherme



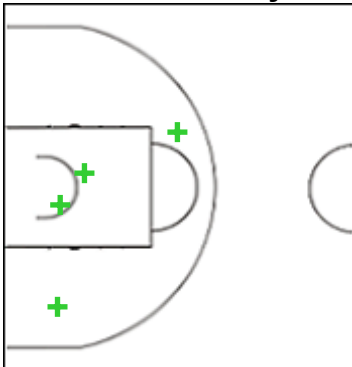
	M / A	%
Fied Goals	1 / 5	20
2 Points	0 / 1	0
3 Points	1 / 4	25
Free Throws	5 / 6	83

3 ARAUJO Felipe



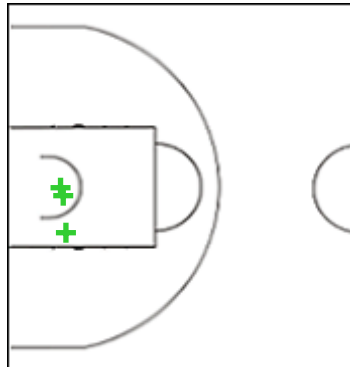
	M / A	%
Fied Goals	1 / 5	20
2 Points	1 / 1	100
3 Points	0 / 4	0
Free Throws	0 / 0	0

4 BORGES Alexey



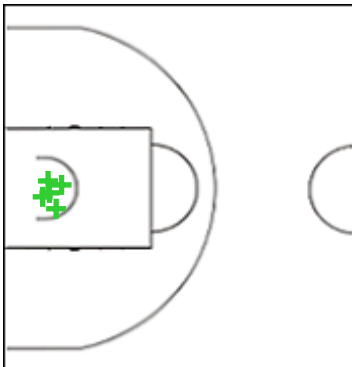
	M / A	%
Fied Goals	4 / 6	67
2 Points	4 / 4	100
3 Points	0 / 2	0
Free Throws	2 / 2	100

11 CARVALHO Gui



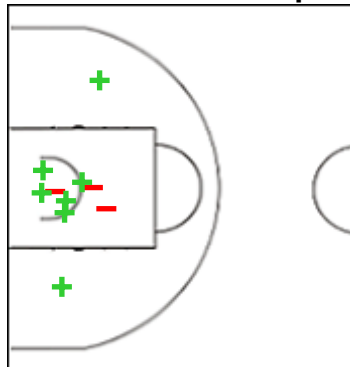
	M / A	%
Fied Goals	4 / 4	100
2 Points	3 / 3	100
3 Points	1 / 1	100
Free Throws	0 / 1	0

17 MILLER Tavario



	M / A	%
Fied Goals	5 / 5	100
2 Points	5 / 5	100
3 Points	0 / 0	0
Free Throws	2 / 2	100

22 JOHNSON Shaquille Kamel



	M / A	%
Fied Goals	9 / 14	64
2 Points	7 / 10	70
3 Points	2 / 4	50
Free Throws	5 / 6	83

Shot Chart

OBR 74 vs 77 MIN

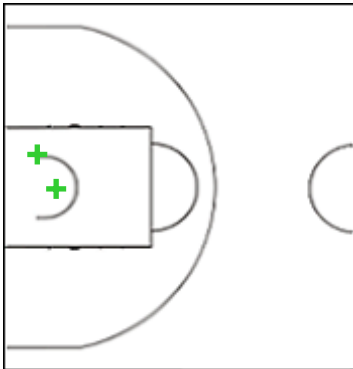
(19-15, 21-26, 25-15, 9-21)

Scoring by 5 min intervals:

	Q1		Q2		Q3		Q4	
OBR	9	19	28	40	53	65	67	74
MIN	5	15	28	41	50	56	68	77

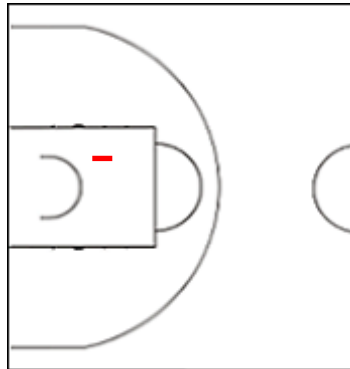
MIN - Minas Tenis Clube

35 TABARES DE OLIVEIRA



	M / A	%
Fied Goals	3 / 3	100
2 Points	2 / 2	100
3 Points	1 / 1	100
Free Throws	0 / 0	0

44 LENZ Renan



	M / A	%
Fied Goals	0 / 7	0
2 Points	0 / 1	0
3 Points	0 / 6	0
Free Throws	0 / 0	0



Basketball Champions League Americas 2022

Venue: Antel Arena
 Game Date: TUE 01 FEB 2022
 Game Time: 19:00

Game No: C/5
 Attendance: 0
 Game Duration: 01:46

Shot Chart

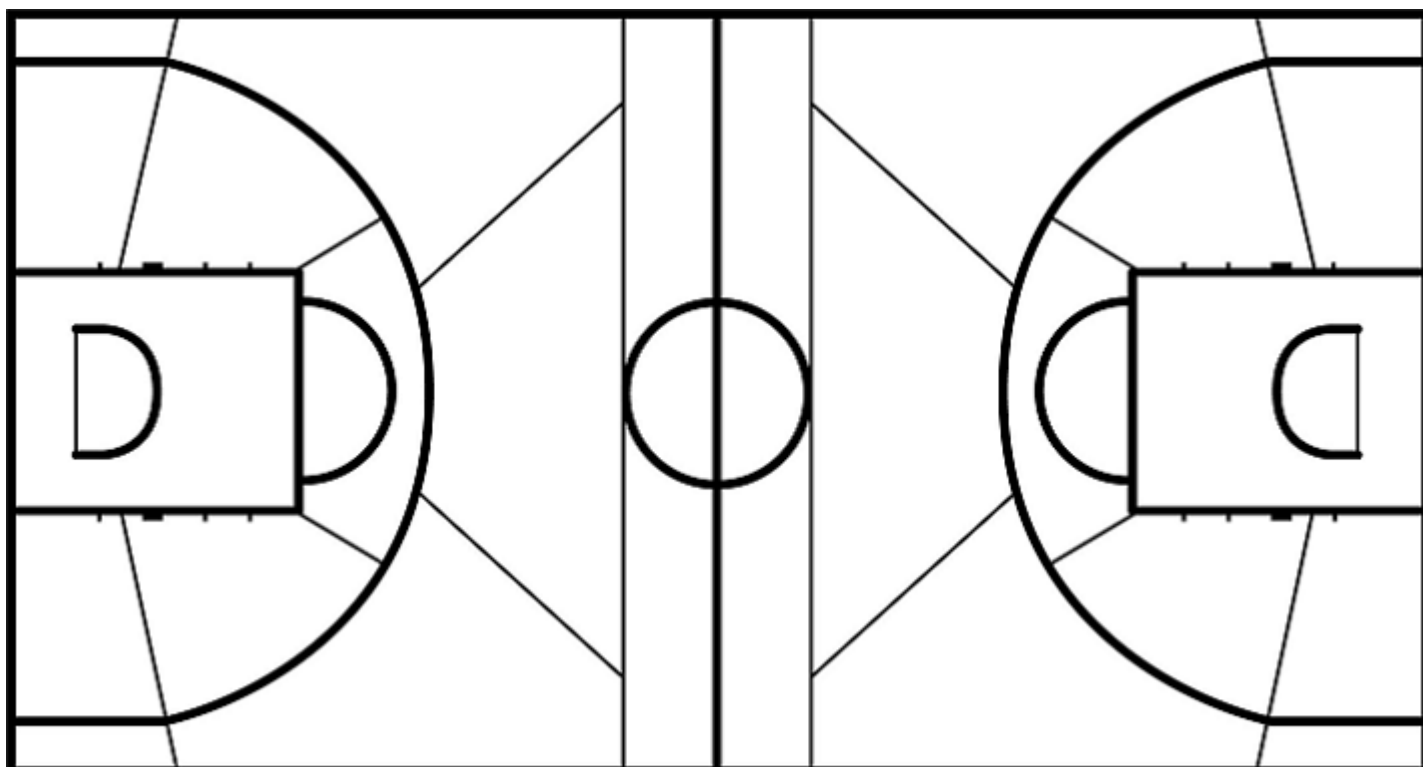
OBR 74 vs 77 MIN (19-15, 21-26, 25-15, 9-21)

Scoring by 5 min intervals:

	Q1		Q2		Q3		Q4	
OBR	9	19	28	40	53	65	67	74
MIN	5	15	28	41	50	56	68	77

OBR - Obras Sanitarias

MIN - Minas Tenis Clube



	M / A	%
Fied Goals	26 / 63	41
2 Points	16 / 36	44
3 Points	10 / 27	37
Free Throws	12 / 14	86

%	M / A	
52	28 / 54	Fied Goals
81	22 / 27	2 Points
22	6 / 27	3 Points
79	15 / 19	Free Throws