

## Shot Chart

### UDC 72 vs 84 BOC

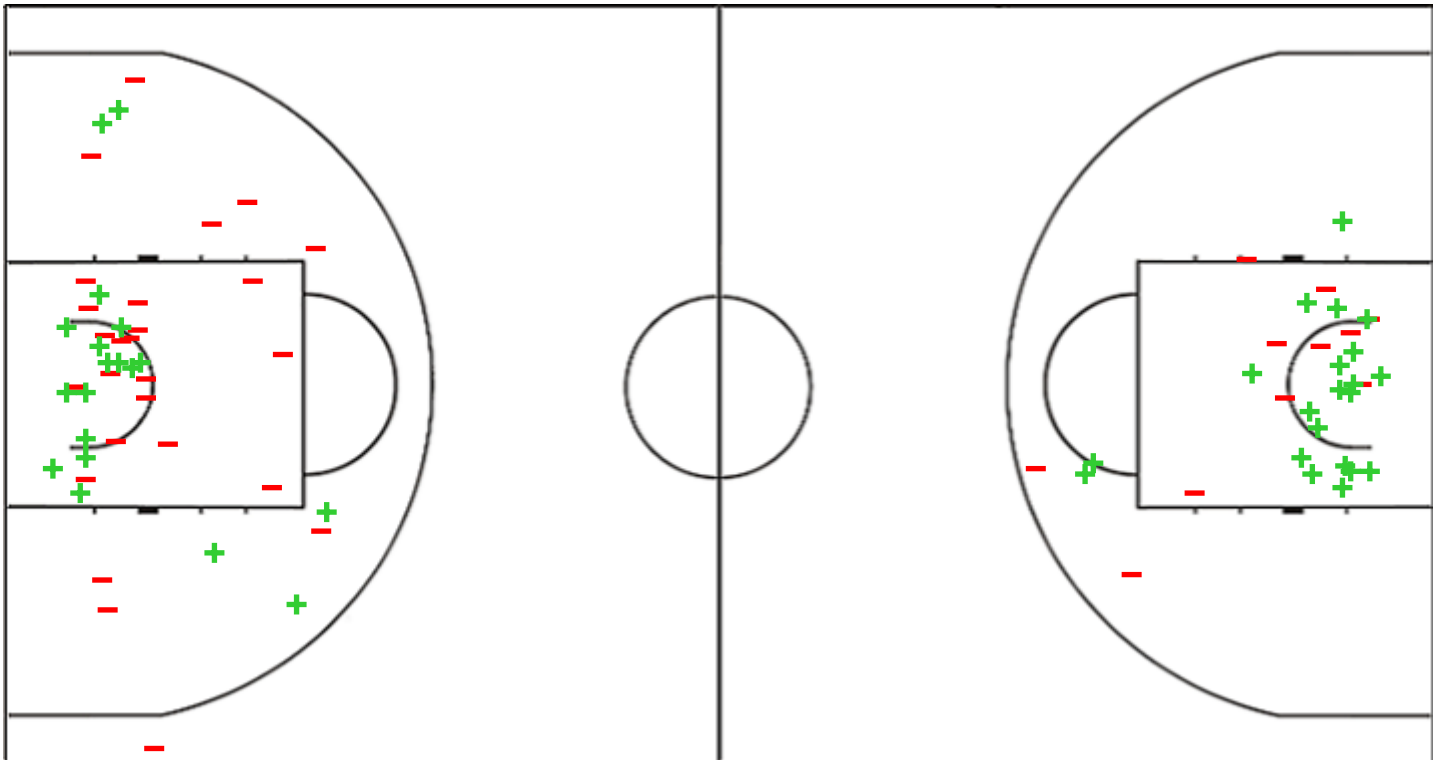
(17-23, 13-25, 21-24, 21-12)

Scoring by 5 min intervals:

	Q1		Q2		Q3		Q4	
<b>UDC</b>	8	17	24	30	39	51	60	72
<b>BOC</b>	10	23	37	48	58	72	78	84

#### UDC - Universidad de Concepción

#### BOC - Boca Juniors



UDC	M / A	%
Fied Goals	25 / 65	38
2 Points	19 / 45	42
3 Points	6 / 20	30
Free Throws	16 / 22	73

%	M / A	BOC
58	30 / 52	Fied Goals
66	21 / 32	2 Points
45	9 / 20	3 Points
79	15 / 19	Free Throws

## Shot Chart

### UDC 72 vs 84 BOC

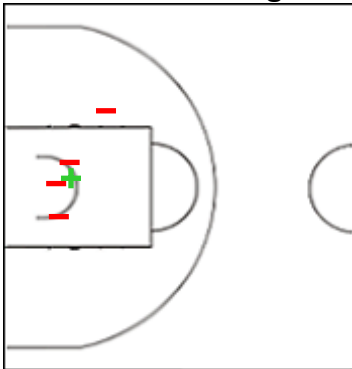
(17-23, 13-25, 21-24, 21-12)

Scoring by 5 min intervals:

	Q1		Q2		Q3		Q4	
<b>UDC</b>	8	17	24	30	39	51	60	72
<b>BOC</b>	10	23	37	48	58	72	78	84

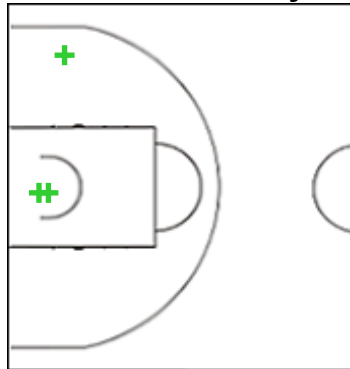
### UDC - Universidad de Concepción

#### 1 LUZCANDO Eugenio



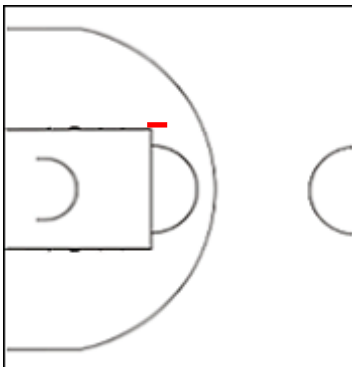
	M / A	%
Fied Goals	1 / 7	14
2 Points	1 / 5	20
3 Points	0 / 2	0
Free Throws	3 / 4	75

#### 2 WASHINGTON Jylan Rashaad



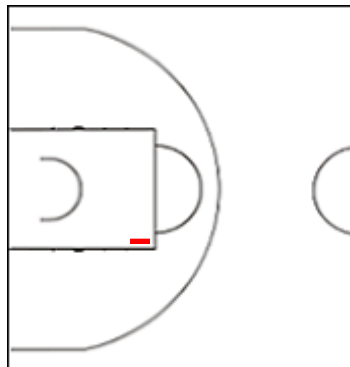
	M / A	%
Fied Goals	5 / 8	63
2 Points	3 / 3	100
3 Points	2 / 5	40
Free Throws	1 / 1	100

#### 3 MARECHAL Eduardo



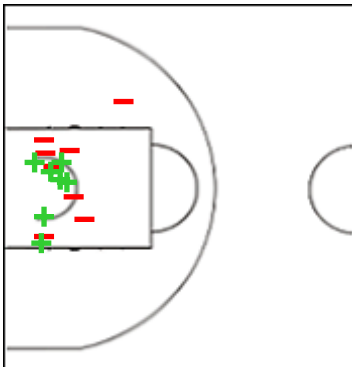
	M / A	%
Fied Goals	0 / 1	0
2 Points	0 / 1	0
3 Points	0 / 0	0
Free Throws	0 / 0	0

#### 8 CARRASCO Sebastian



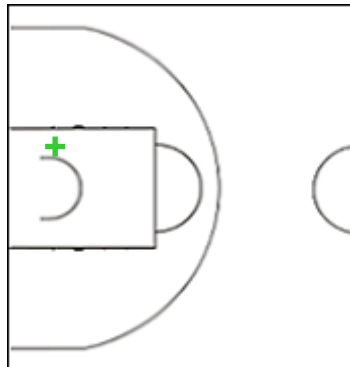
	M / A	%
Fied Goals	0 / 3	0
2 Points	0 / 1	0
3 Points	0 / 2	0
Free Throws	0 / 0	0

#### 11 OGLIVIE Ernesto



	M / A	%
Fied Goals	8 / 17	47
2 Points	7 / 15	47
3 Points	1 / 2	50
Free Throws	6 / 8	75

#### 13 DOMINGUEZ DOMINGUEZ



	M / A	%
Fied Goals	1 / 1	100
2 Points	1 / 1	100
3 Points	0 / 0	0
Free Throws	0 / 0	0

## Shot Chart

### UDC 72 vs 84 BOC

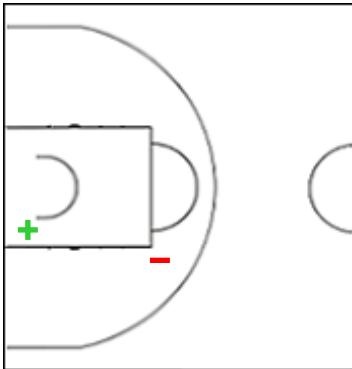
(17-23, 13-25, 21-24, 21-12)

Scoring by 5 min intervals:

	Q1		Q2		Q3		Q4	
<b>UDC</b>	8	17	24	30	39	51	60	72
<b>BOC</b>	10	23	37	48	58	72	78	84

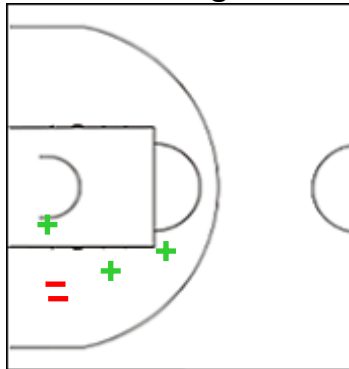
### UDC - Universidad de Concepción

#### 23 RUBIO Kevin



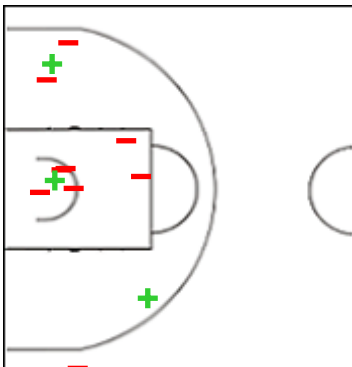
	M / A	%
<b>Fied Goals</b>	1 / 2	50
<b>2 Points</b>	1 / 2	50
<b>3 Points</b>	0 / 0	0
<b>Free Throws</b>	0 / 0	0

#### 30 SILVA Diego



	M / A	%
<b>Fied Goals</b>	4 / 8	50
<b>2 Points</b>	3 / 5	60
<b>3 Points</b>	1 / 3	33
<b>Free Throws</b>	1 / 4	25

#### 34 LOUIS Arnold



	M / A	%
<b>Fied Goals</b>	4 / 16	25
<b>2 Points</b>	3 / 12	25
<b>3 Points</b>	1 / 4	25
<b>Free Throws</b>	3 / 3	100

## Shot Chart

### UDC 72 vs 84 BOC

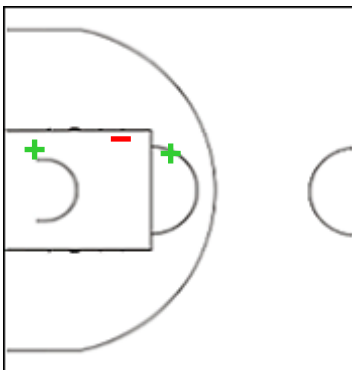
(17-23, 13-25, 21-24, 21-12)

Scoring by 5 min intervals:

	Q1		Q2		Q3		Q4	
<b>UDC</b>	8	17	24	30	39	51	60	72
<b>BOC</b>	10	23	37	48	58	72	78	84

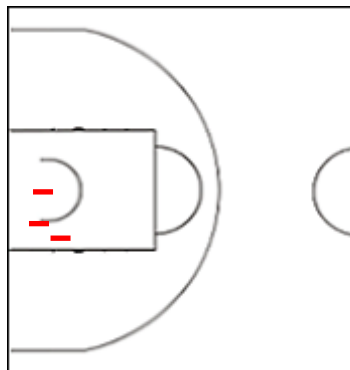
### BOC - Boca Juniors

#### 1 VILDOZA Leandro



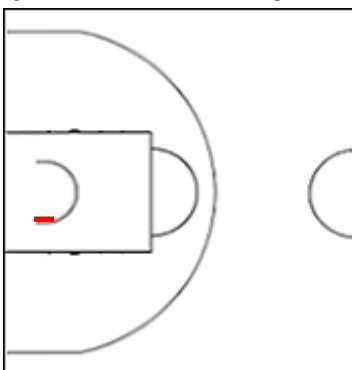
	M / A	%
Fied Goals	3 / 4	75
2 Points	2 / 3	67
3 Points	1 / 1	100
Free Throws	1 / 2	50

#### 4 BUENDIA Carlos Manuel



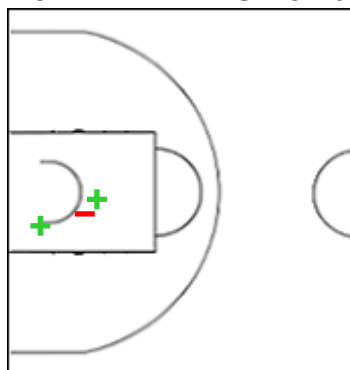
	M / A	%
Fied Goals	3 / 8	38
2 Points	0 / 3	0
3 Points	3 / 5	60
Free Throws	2 / 2	100

#### 9 HERNANDEZ Kevin Cristian



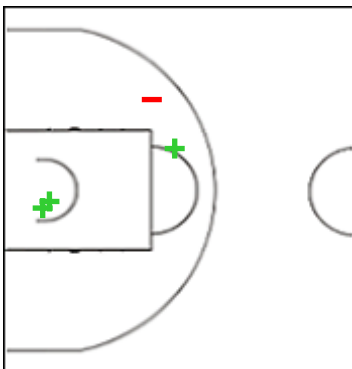
	M / A	%
Fied Goals	0 / 1	0
2 Points	0 / 1	0
3 Points	0 / 0	0
Free Throws	4 / 4	100

#### 18 CAVALLERO Tomas



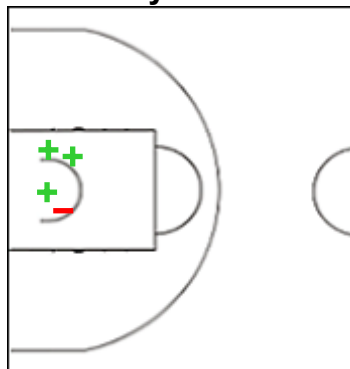
	M / A	%
Fied Goals	4 / 6	67
2 Points	2 / 3	67
3 Points	2 / 3	67
Free Throws	0 / 0	0

#### 20 SCHATTMANN Carlos



	M / A	%
Fied Goals	5 / 8	63
2 Points	3 / 4	75
3 Points	2 / 4	50
Free Throws	0 / 0	0

#### 21 LEE Tyrone Dandre



	M / A	%
Fied Goals	3 / 5	60
2 Points	3 / 4	75
3 Points	0 / 1	0
Free Throws	1 / 1	100

## Shot Chart

### UDC 72 vs 84 BOC

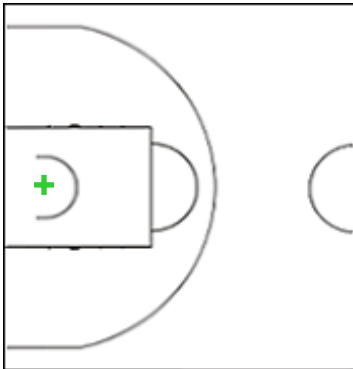
(17-23, 13-25, 21-24, 21-12)

Scoring by 5 min intervals:

	Q1		Q2		Q3		Q4	
<b>UDC</b>	8	17	24	30	39	51	60	72
<b>BOC</b>	10	23	37	48	58	72	78	84

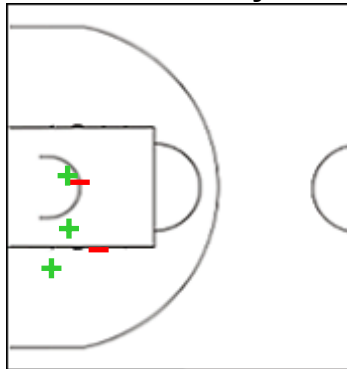
### BOC - Boca Juniors

#### 27 AGUERRE Federico



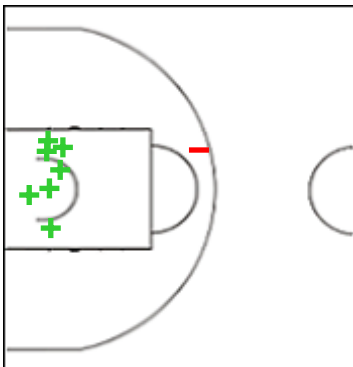
	M / A	%
<b>Fied Goals</b>	2 / 4	50
<b>2 Points</b>	1 / 1	100
<b>3 Points</b>	1 / 3	33
<b>Free Throws</b>	0 / 0	0

#### 30 VARGAS Eloy



	M / A	%
<b>Fied Goals</b>	3 / 5	60
<b>2 Points</b>	3 / 5	60
<b>3 Points</b>	0 / 0	0
<b>Free Throws</b>	5 / 6	83

#### 32 BOCCIA Adrián Hector



	M / A	%
<b>Fied Goals</b>	7 / 9	78
<b>2 Points</b>	7 / 8	88
<b>3 Points</b>	0 / 1	0
<b>Free Throws</b>	0 / 0	0

## Shot Chart

### UDC 72 vs 84 BOC

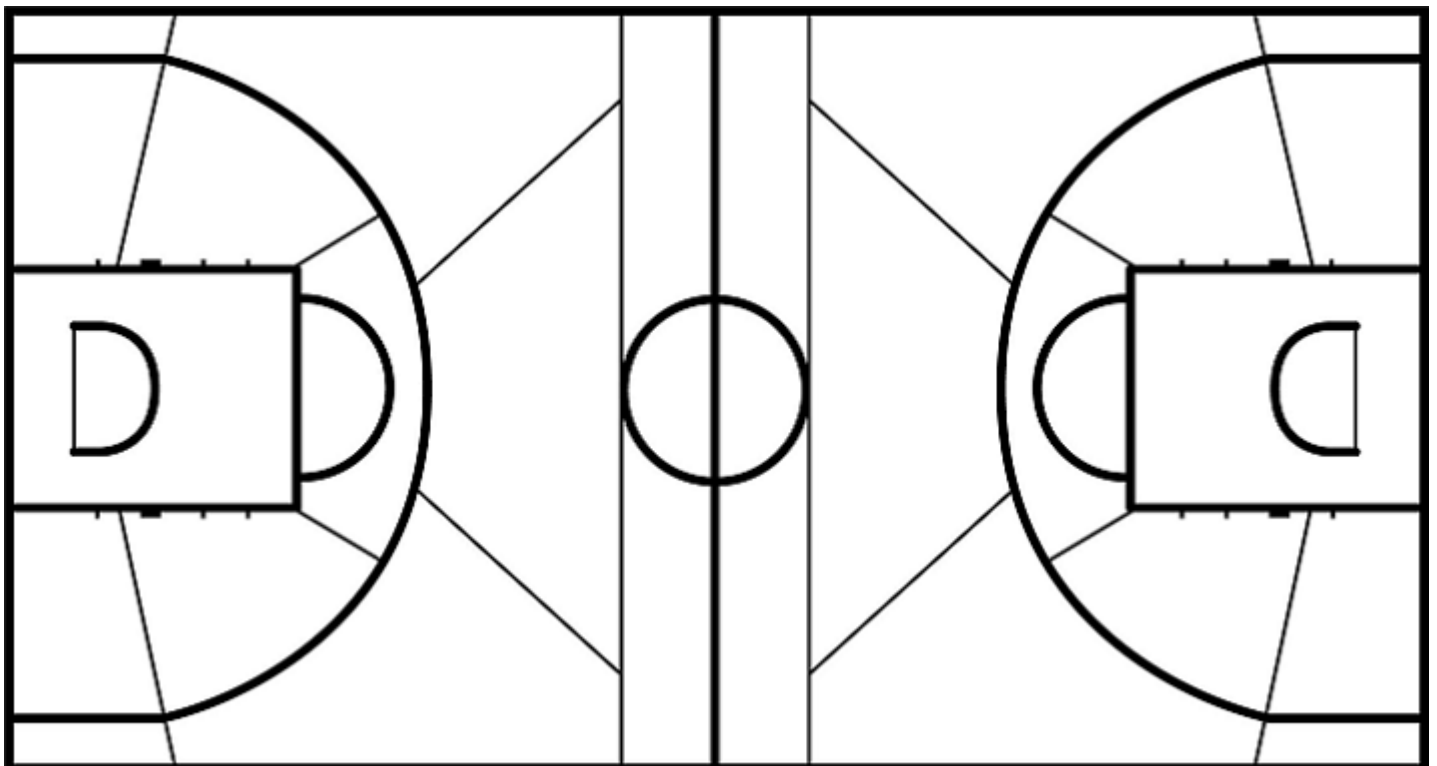
(17-23, 13-25, 21-24, 21-12)

Scoring by 5 min intervals:

	Q1		Q2		Q3		Q4	
<b>UDC</b>	8	17	24	30	39	51	60	72
<b>BOC</b>	10	23	37	48	58	72	78	84

UDC - Universidad de Concepción

BOC - Boca Juniors



	M / A	%
<b>Fied Goals</b>	25 / 65	38
<b>2 Points</b>	19 / 45	42
<b>3 Points</b>	6 / 20	30
<b>Free Throws</b>	16 / 22	73

%	M / A	
58	30 / 52	<b>Fied Goals</b>
66	21 / 32	<b>2 Points</b>
45	9 / 20	<b>3 Points</b>
79	15 / 19	<b>Free Throws</b>