



Basketball Champions League Americas 2022

Venue: Estadio Obras Sanitarias
 Game Date: MON 14 MAR 2022
 Game Time: 20:00

Game No: C/7
 Attendance: 0
 Game Duration: 01:51

Shot Chart

OBR 80 vs 73 MIN

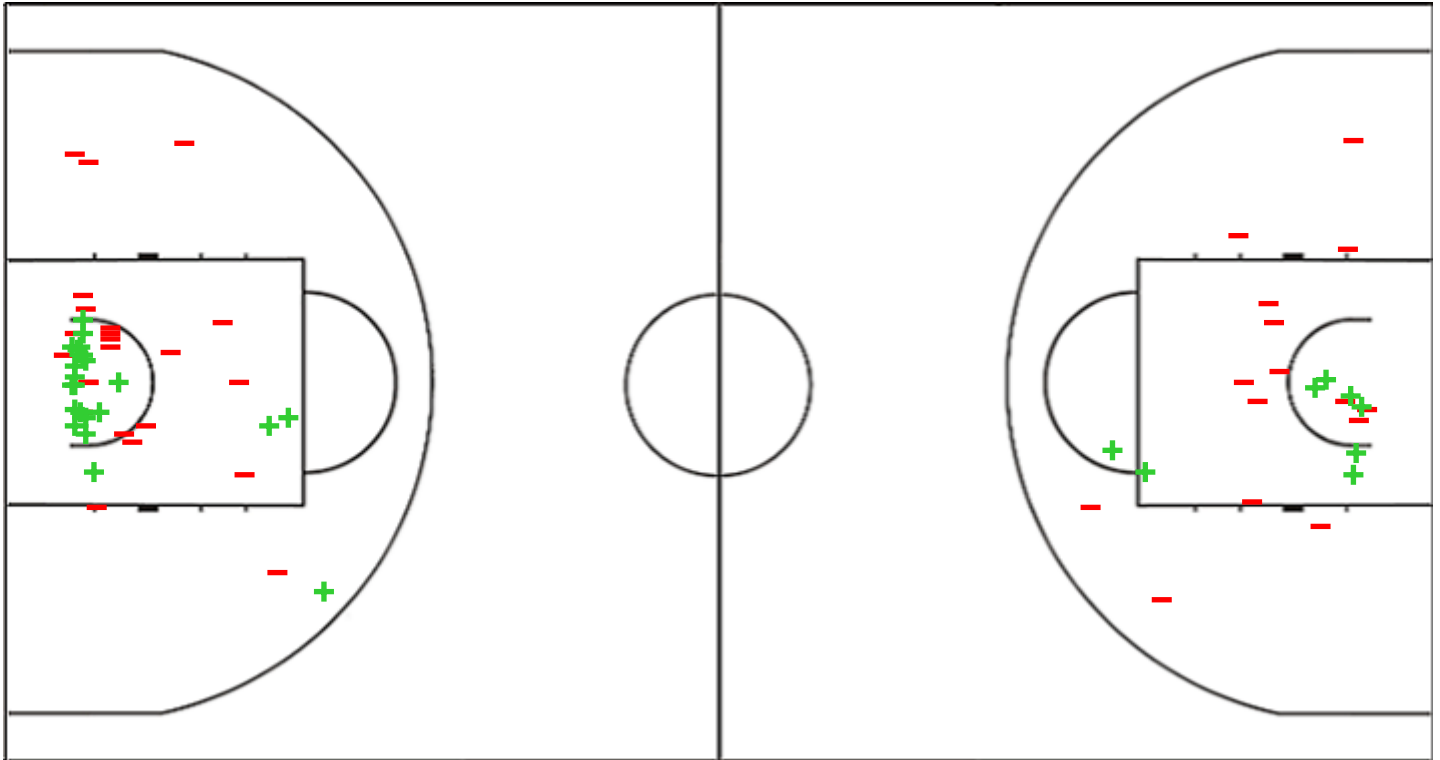
(18-14, 21-22, 16-12, 25-25)

Scoring by 5 min intervals:

	Q1		Q2		Q3		Q4	
OBR	12	18	28	39	48	55	65	80
MIN	9	14	26	36	43	48	59	73

OBR - Obras Sanitarias

MIN - Minas Tenis Clube



OBR	M / A	%
Fied Goals	26 / 64	41
2 Points	22 / 45	49
3 Points	4 / 19	21
Free Throws	24 / 30	80

%	M / A	MIN
37	21 / 57	Fied Goals
35	8 / 23	2 Points
38	13 / 34	3 Points
72	18 / 25	Free Throws

Shot Chart

OBR 80 vs 73 MIN

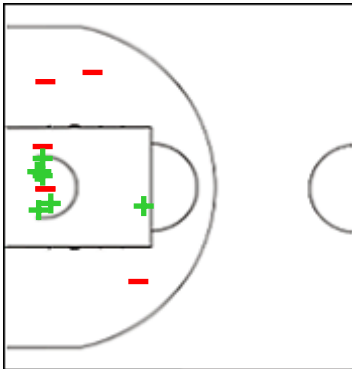
(18-14, 21-22, 16-12, 25-25)

Scoring by 5 min intervals:

	Q1		Q2		Q3		Q4	
OBR	12	18	28	39	48	55	65	80
MIN	9	14	26	36	43	48	59	73

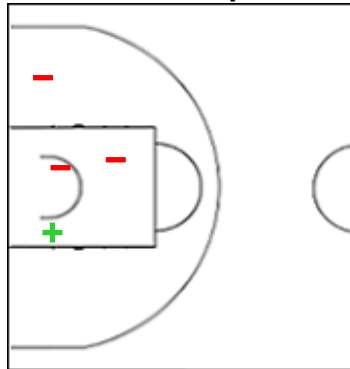
OBR - Obras Sanitarias

1 STONE Keith Martin



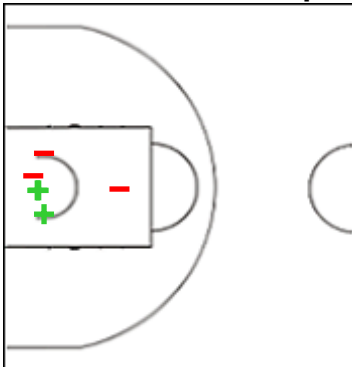
	M / A	%
Fied Goals	7 / 15	47
2 Points	7 / 13	54
3 Points	0 / 2	0
Free Throws	7 / 9	78

2 INYACO Felipe



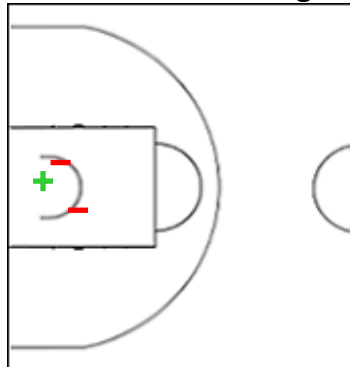
	M / A	%
Fied Goals	1 / 6	17
2 Points	1 / 4	25
3 Points	0 / 2	0
Free Throws	4 / 4	100

3 RODRIGUEZ Joaquin



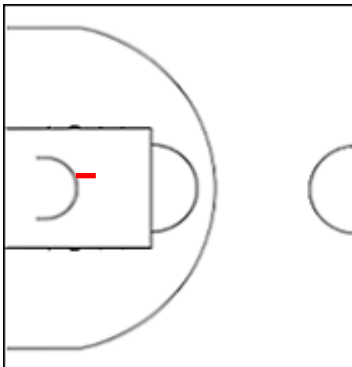
	M / A	%
Fied Goals	4 / 12	33
2 Points	3 / 6	50
3 Points	1 / 6	17
Free Throws	3 / 4	75

9 VALUSSI Luca Agustin



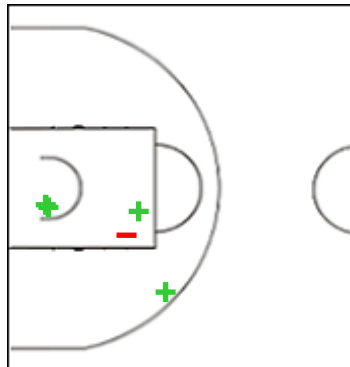
	M / A	%
Fied Goals	1 / 6	17
2 Points	1 / 3	33
3 Points	0 / 3	0
Free Throws	0 / 0	0

10 SMANIOTTI Franco



	M / A	%
Fied Goals	1 / 2	50
2 Points	0 / 1	0
3 Points	1 / 1	100
Free Throws	2 / 4	50

13 BARRAL Pedro



	M / A	%
Fied Goals	6 / 8	75
2 Points	4 / 5	80
3 Points	2 / 3	67
Free Throws	6 / 7	86

Shot Chart

OBR 80 vs 73 MIN

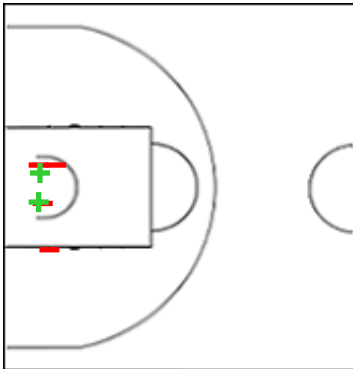
(18-14, 21-22, 16-12, 25-25)

Scoring by 5 min intervals:

	Q1		Q2		Q3		Q4	
OBR	12	18	28	39	48	55	65	80
MIN	9	14	26	36	43	48	59	73

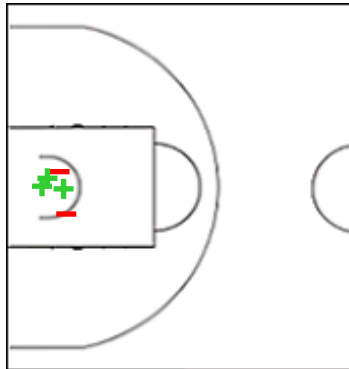
OBR - Obras Sanitarias

15 BERRA FERNANDEZ



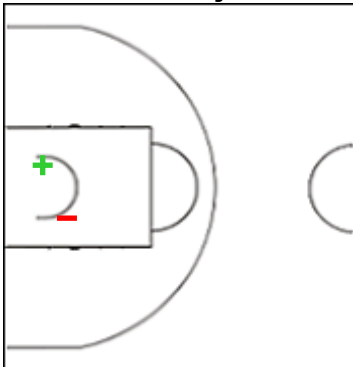
	M / A	%
Fied Goals	2 / 6	33
2 Points	2 / 6	33
3 Points	0 / 0	0
Free Throws	0 / 0	0

16 ANDRADE TOYO Victor



	M / A	%
Fied Goals	3 / 5	60
2 Points	3 / 5	60
3 Points	0 / 0	0
Free Throws	0 / 0	0

17 DIGON Alejo



	M / A	%
Fied Goals	1 / 3	33
2 Points	1 / 2	50
3 Points	0 / 1	0
Free Throws	0 / 0	0

Shot Chart

OBR 80 vs 73 MIN

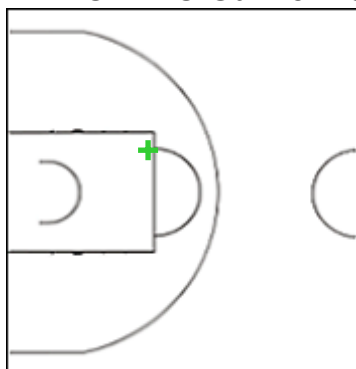
(18-14, 21-22, 16-12, 25-25)

Scoring by 5 min intervals:

	Q1		Q2		Q3		Q4	
OBR	12	18	28	39	48	55	65	80
MIN	9	14	26	36	43	48	59	73

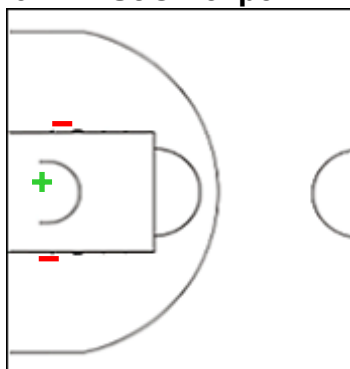
MIN - Minas Tenis Clube

1 DEODATO Guilherme



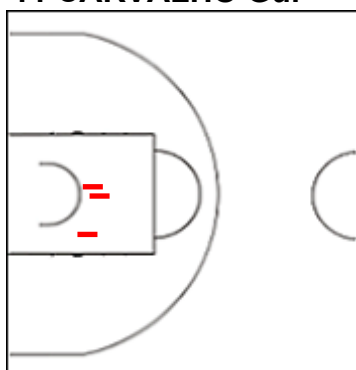
	M / A	%
Fied Goals	1 / 5	20
2 Points	1 / 1	100
3 Points	0 / 4	0
Free Throws	0 / 0	0

3 ARAUJO Felipe



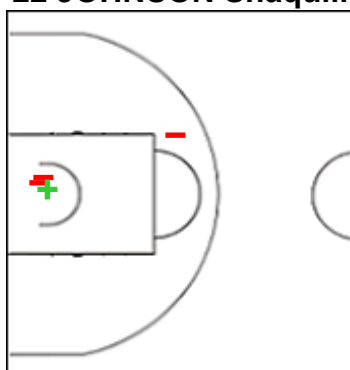
	M / A	%
Fied Goals	3 / 9	33
2 Points	1 / 3	33
3 Points	2 / 6	33
Free Throws	1 / 2	50

11 CARVALHO Gui



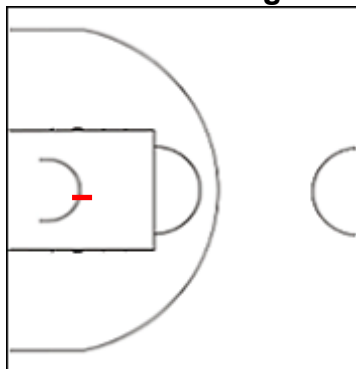
	M / A	%
Fied Goals	2 / 7	29
2 Points	0 / 3	0
3 Points	2 / 4	50
Free Throws	5 / 6	83

22 JOHNSON Shaquille Kamel



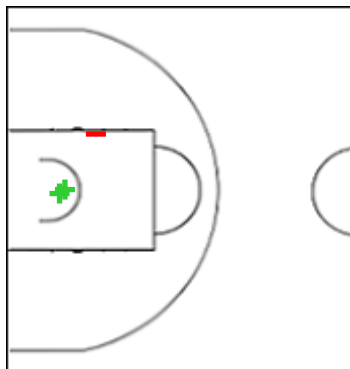
	M / A	%
Fied Goals	5 / 10	50
2 Points	1 / 4	25
3 Points	4 / 6	67
Free Throws	4 / 6	67

23 ALCASSA Augusto



	M / A	%
Fied Goals	0 / 1	0
2 Points	0 / 1	0
3 Points	0 / 0	0
Free Throws	1 / 2	50

35 TABARES DE OLIVEIRA



	M / A	%
Fied Goals	2 / 4	50
2 Points	2 / 3	67
3 Points	0 / 1	0
Free Throws	0 / 0	0

Shot Chart

OBR 80 vs 73 MIN

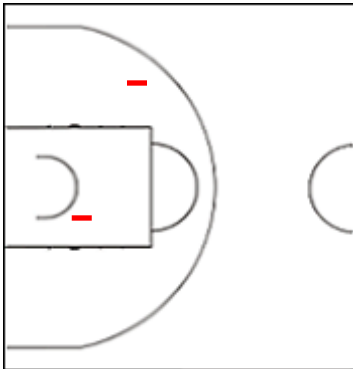
(18-14, 21-22, 16-12, 25-25)

Scoring by 5 min intervals:

	Q1		Q2		Q3		Q4	
OBR	12	18	28	39	48	55	65	80
MIN	9	14	26	36	43	48	59	73

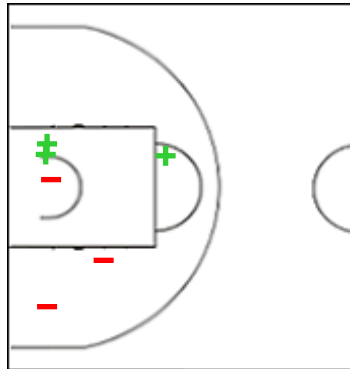
MIN - Minas Tenis Clube

44 LENZ Renan



	M / A	%
Fied Goals	1 / 6	17
2 Points	0 / 2	0
3 Points	1 / 4	25
Free Throws	3 / 4	75

77 CORVALAN Facundo



	M / A	%
Fied Goals	5 / 11	45
2 Points	3 / 6	50
3 Points	2 / 5	40
Free Throws	4 / 5	80

Shot Chart

OBR 80 vs 73 MIN

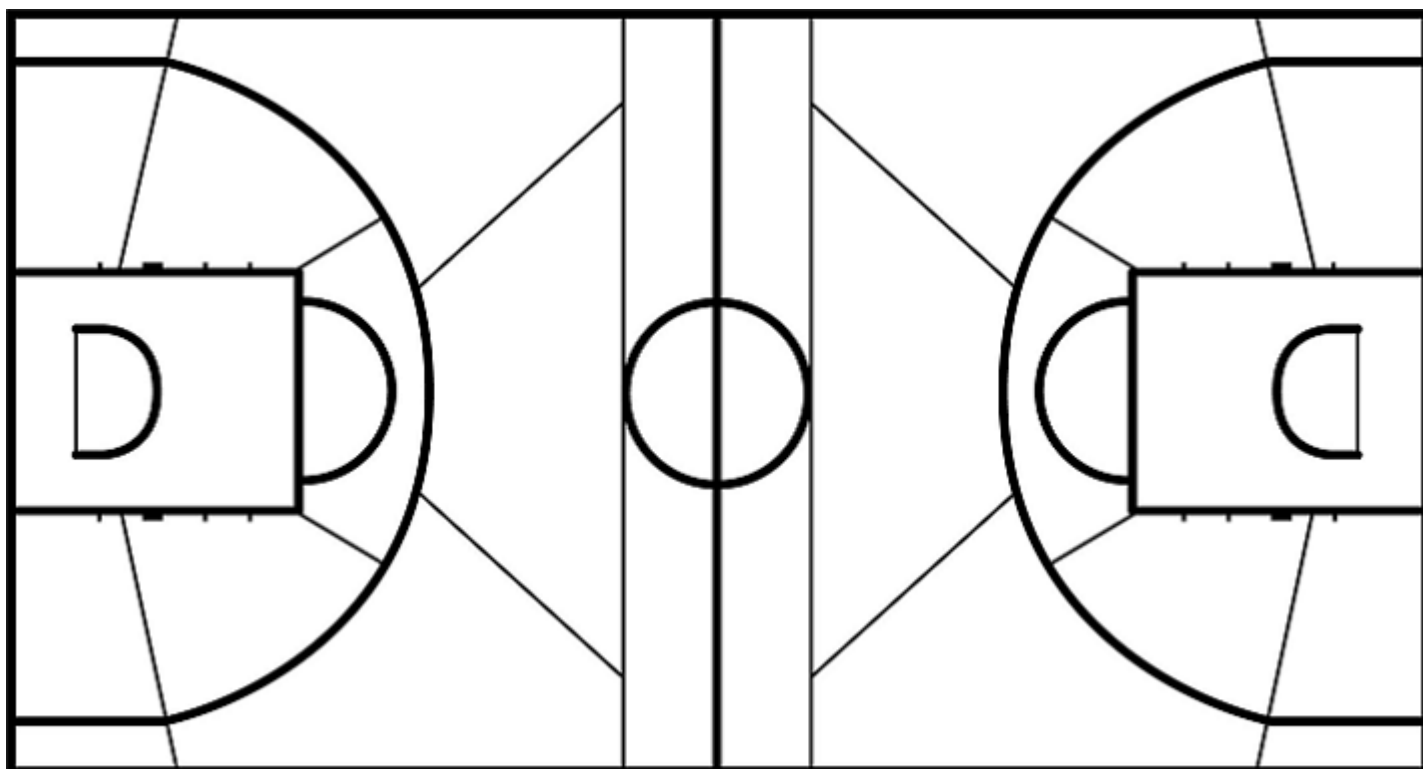
(18-14, 21-22, 16-12, 25-25)

Scoring by 5 min intervals:

	Q1		Q2		Q3		Q4	
OBR	12	18	28	39	48	55	65	80
MIN	9	14	26	36	43	48	59	73

OBR - Obras Sanitarias

MIN - Minas Tennis Clube



	M / A	%
Fied Goals	26 / 64	41
2 Points	22 / 45	49
3 Points	4 / 19	21
Free Throws	24 / 30	80

%	M / A	
37	21 / 57	Fied Goals
35	8 / 23	2 Points
38	13 / 34	3 Points
72	18 / 25	Free Throws