



# Basketball Champions League Americas 2022

Venue: Winsport Arena  
 Game Date: TUE 15 MAR 2022  
 Game Time: 19:30

Game No: A/8  
 Attendance: 415  
 Game Duration: 02:03

## Shot Chart

### CAN 83 vs 96 EST

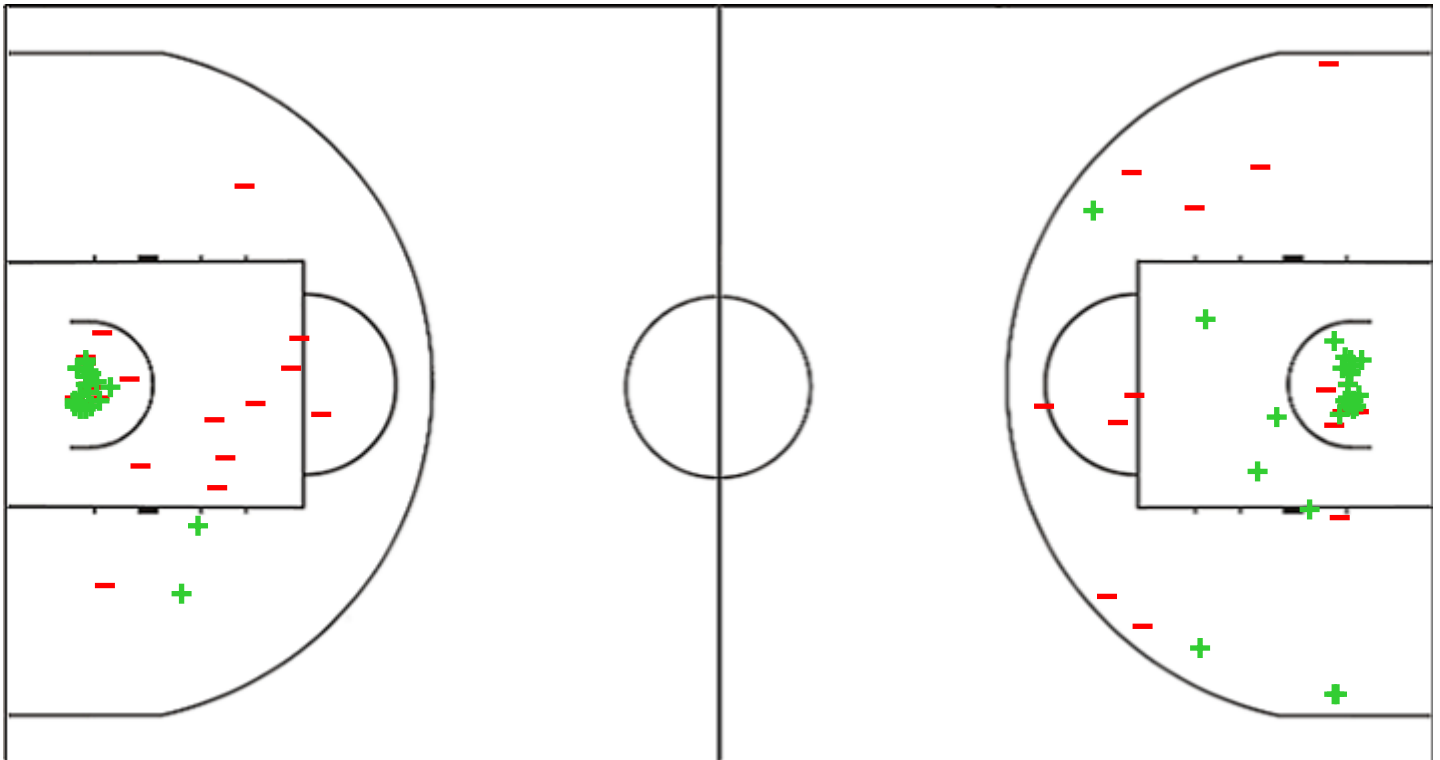
(23-23, 17-25, 17-25, 26-23)

Scoring by 5 min intervals:

|                   | Q1 |    | Q2 |    | Q3 |    | Q4 |    |
|-------------------|----|----|----|----|----|----|----|----|
| <b>CAN</b>        | 7  | 23 | 27 | 40 | 49 | 57 | 69 | 83 |
| <b>Real Estel</b> | 16 | 23 | 36 | 48 | 62 | 73 | 80 | 96 |

CAN - Cangrejeros de Santurce

EST - Real Estelí



| CAN         | M / A   | %  |
|-------------|---------|----|
| Fied Goals  | 32 / 72 | 44 |
| 2 Points    | 24 / 46 | 52 |
| 3 Points    | 8 / 26  | 31 |
| Free Throws | 11 / 15 | 73 |

| %  | M / A   | EST         |
|----|---------|-------------|
| 50 | 33 / 66 | Fied Goals  |
| 60 | 27 / 45 | 2 Points    |
| 29 | 6 / 21  | 3 Points    |
| 73 | 24 / 33 | Free Throws |

## Shot Chart

### CAN 83 vs 96 EST

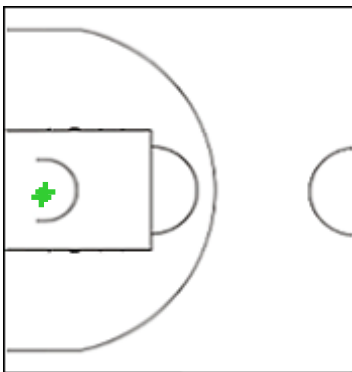
(23-23, 17-25, 17-25, 26-23)

Scoring by 5 min intervals:

|                   | Q1 |    | Q2 |    | Q3 |    | Q4 |    |
|-------------------|----|----|----|----|----|----|----|----|
| <b>CAN</b>        | 7  | 23 | 27 | 40 | 49 | 57 | 69 | 83 |
| <b>Real Estel</b> | 16 | 23 | 36 | 48 | 62 | 73 | 80 | 96 |

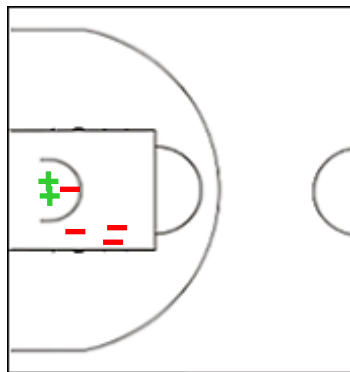
### CAN - Cangrejeros de Santurce

#### 1 CLEMENTE Ramon



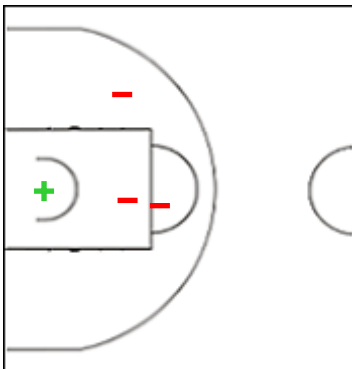
|                    | M / A | %   |
|--------------------|-------|-----|
| <b>Fied Goals</b>  | 4 / 6 | 67  |
| <b>2 Points</b>    | 2 / 2 | 100 |
| <b>3 Points</b>    | 2 / 4 | 50  |
| <b>Free Throws</b> | 0 / 0 | 0   |

#### 4 RODRIGUEZ Jose Gadiel



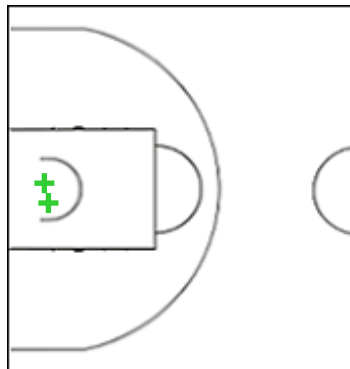
|                    | M / A | %  |
|--------------------|-------|----|
| <b>Fied Goals</b>  | 3 / 9 | 33 |
| <b>2 Points</b>    | 2 / 6 | 33 |
| <b>3 Points</b>    | 1 / 3 | 33 |
| <b>Free Throws</b> | 0 / 0 | 0  |

#### 11 ABREU Alexander



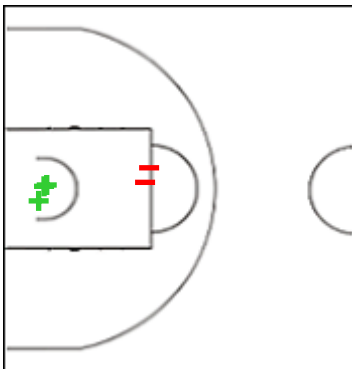
|                    | M / A | %  |
|--------------------|-------|----|
| <b>Fied Goals</b>  | 1 / 6 | 17 |
| <b>2 Points</b>    | 1 / 4 | 25 |
| <b>3 Points</b>    | 0 / 2 | 0  |
| <b>Free Throws</b> | 3 / 4 | 75 |

#### 20 SANTIAGO JR Benito



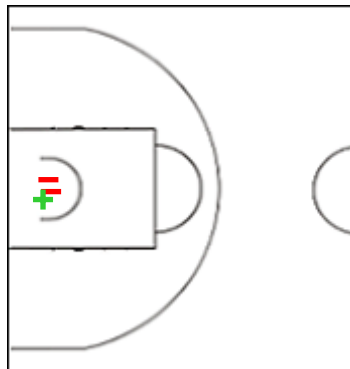
|                    | M / A | %   |
|--------------------|-------|-----|
| <b>Fied Goals</b>  | 4 / 6 | 67  |
| <b>2 Points</b>    | 2 / 2 | 100 |
| <b>3 Points</b>    | 2 / 4 | 50  |
| <b>Free Throws</b> | 3 / 4 | 75  |

#### 21 RIVERA Filiberto



|                    | M / A | %   |
|--------------------|-------|-----|
| <b>Fied Goals</b>  | 4 / 6 | 67  |
| <b>2 Points</b>    | 3 / 5 | 60  |
| <b>3 Points</b>    | 1 / 1 | 100 |
| <b>Free Throws</b> | 0 / 0 | 0   |

#### 22 SOSA Isaac



|                    | M / A  | %   |
|--------------------|--------|-----|
| <b>Fied Goals</b>  | 3 / 12 | 25  |
| <b>2 Points</b>    | 1 / 3  | 33  |
| <b>3 Points</b>    | 2 / 9  | 22  |
| <b>Free Throws</b> | 1 / 1  | 100 |

## Shot Chart

### CAN 83 vs 96 EST

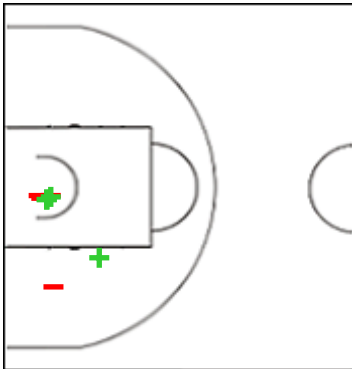
(23-23, 17-25, 17-25, 26-23)

Scoring by 5 min intervals:

|                   | Q1 |    | Q2 |    | Q3 |    | Q4 |    |
|-------------------|----|----|----|----|----|----|----|----|
| <b>CAN</b>        | 7  | 23 | 27 | 40 | 49 | 57 | 69 | 83 |
| <b>Real Estel</b> | 16 | 23 | 36 | 48 | 62 | 73 | 80 | 96 |

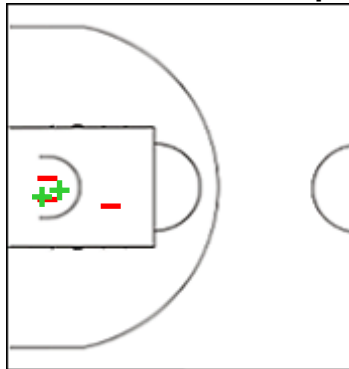
### CAN - Cangrejeros de Santurce

#### 24 ANDUJAR Emmanuel



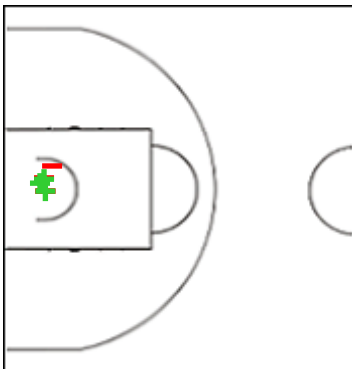
|                    | M / A | %  |
|--------------------|-------|----|
| <b>Fied Goals</b>  | 4 / 9 | 44 |
| <b>2 Points</b>    | 4 / 8 | 50 |
| <b>3 Points</b>    | 0 / 1 | 0  |
| <b>Free Throws</b> | 2 / 4 | 50 |

#### 33 GASTON Christopher



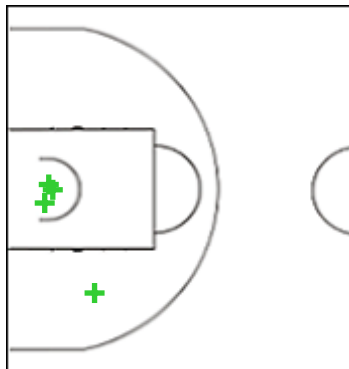
|                    | M / A | %  |
|--------------------|-------|----|
| <b>Fied Goals</b>  | 2 / 6 | 33 |
| <b>2 Points</b>    | 2 / 5 | 40 |
| <b>3 Points</b>    | 0 / 1 | 0  |
| <b>Free Throws</b> | 0 / 0 | 0  |

#### 41 JEFFERSON Davon



|                    | M / A | %  |
|--------------------|-------|----|
| <b>Fied Goals</b>  | 3 / 8 | 38 |
| <b>2 Points</b>    | 3 / 7 | 43 |
| <b>3 Points</b>    | 0 / 1 | 0  |
| <b>Free Throws</b> | 0 / 0 | 0  |

#### 44 COLLIER Devon



|                    | M / A | %   |
|--------------------|-------|-----|
| <b>Fied Goals</b>  | 4 / 4 | 100 |
| <b>2 Points</b>    | 4 / 4 | 100 |
| <b>3 Points</b>    | 0 / 0 | 0   |
| <b>Free Throws</b> | 2 / 2 | 100 |

## Shot Chart

### CAN 83 vs 96 EST

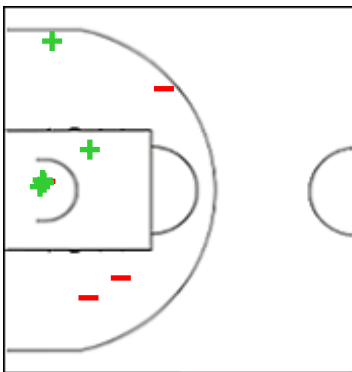
(23-23, 17-25, 17-25, 26-23)

Scoring by 5 min intervals:

|                   | Q1 |    | Q2 |    | Q3 |    | Q4 |    |
|-------------------|----|----|----|----|----|----|----|----|
| <b>CAN</b>        | 7  | 23 | 27 | 40 | 49 | 57 | 69 | 83 |
| <b>Real Estel</b> | 16 | 23 | 36 | 48 | 62 | 73 | 80 | 96 |

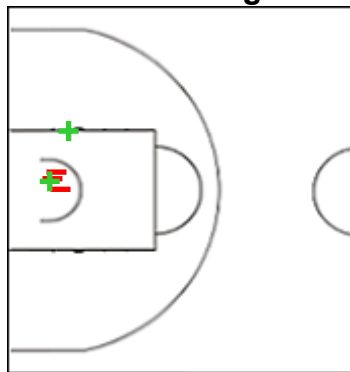
### EST - Real Estelí

#### 0 DE JESUS Jezreel



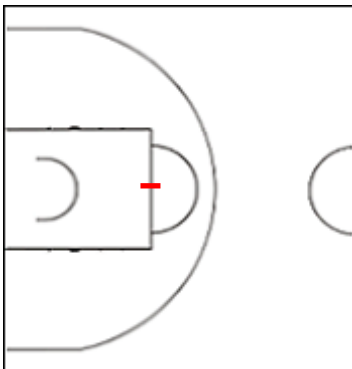
|                    | M / A  | %  |
|--------------------|--------|----|
| <b>Fied Goals</b>  | 9 / 16 | 56 |
| <b>2 Points</b>    | 5 / 9  | 56 |
| <b>3 Points</b>    | 4 / 7  | 57 |
| <b>Free Throws</b> | 3 / 4  | 75 |

#### 2 MENDOZA Rigoberto



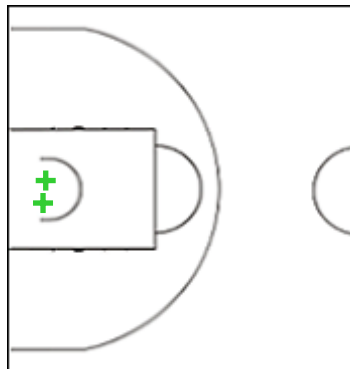
|                    | M / A | %   |
|--------------------|-------|-----|
| <b>Fied Goals</b>  | 2 / 7 | 29  |
| <b>2 Points</b>    | 2 / 5 | 40  |
| <b>3 Points</b>    | 0 / 2 | 0   |
| <b>Free Throws</b> | 4 / 4 | 100 |

#### 4 HODGSON Sharlon



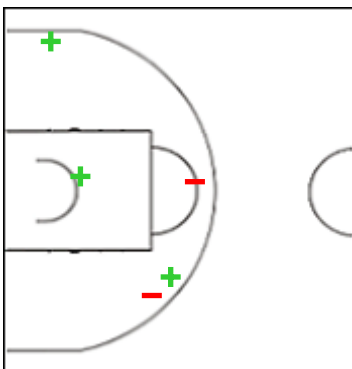
|                    | M / A | %   |
|--------------------|-------|-----|
| <b>Fied Goals</b>  | 0 / 2 | 0   |
| <b>2 Points</b>    | 0 / 1 | 0   |
| <b>3 Points</b>    | 0 / 1 | 0   |
| <b>Free Throws</b> | 2 / 2 | 100 |

#### 7 CACHO Dalton



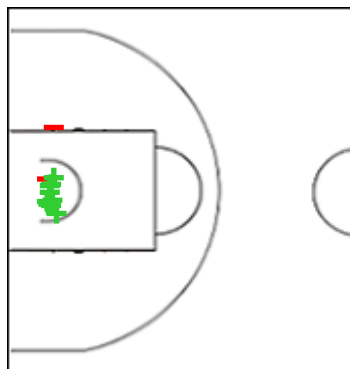
|                    | M / A | %   |
|--------------------|-------|-----|
| <b>Fied Goals</b>  | 2 / 3 | 67  |
| <b>2 Points</b>    | 2 / 2 | 100 |
| <b>3 Points</b>    | 0 / 1 | 0   |
| <b>Free Throws</b> | 0 / 1 | 0   |

#### 23 LOPEZ Bartel



|                    | M / A | %  |
|--------------------|-------|----|
| <b>Fied Goals</b>  | 3 / 5 | 60 |
| <b>2 Points</b>    | 3 / 5 | 60 |
| <b>3 Points</b>    | 0 / 0 | 0  |
| <b>Free Throws</b> | 0 / 0 | 0  |

#### 28 ROMERO Ismael



|                    | M / A  | %  |
|--------------------|--------|----|
| <b>Fied Goals</b>  | 9 / 11 | 82 |
| <b>2 Points</b>    | 9 / 11 | 82 |
| <b>3 Points</b>    | 0 / 0  | 0  |
| <b>Free Throws</b> | 6 / 10 | 60 |

## Shot Chart

### CAN 83 vs 96 EST

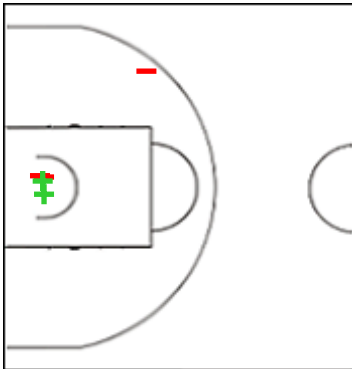
(23-23, 17-25, 17-25, 26-23)

Scoring by 5 min intervals:

|                   | Q1 |    | Q2 |    | Q3 |    | Q4 |    |
|-------------------|----|----|----|----|----|----|----|----|
| <b>CAN</b>        | 7  | 23 | 27 | 40 | 49 | 57 | 69 | 83 |
| <b>Real Estel</b> | 16 | 23 | 36 | 48 | 62 | 73 | 80 | 96 |

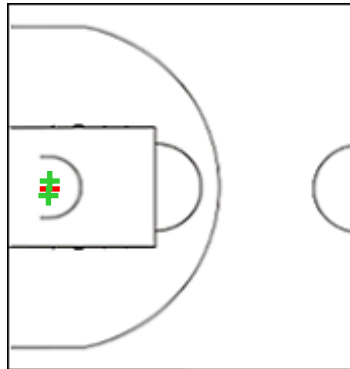
### EST - Real Estelí

#### 32 BALKMAN Renaldo



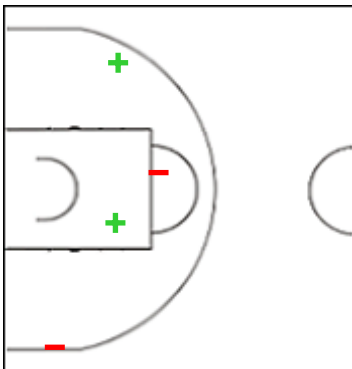
|                    | M / A | %   |
|--------------------|-------|-----|
| <b>Fied Goals</b>  | 2 / 6 | 33  |
| <b>2 Points</b>    | 2 / 5 | 40  |
| <b>3 Points</b>    | 0 / 1 | 0   |
| <b>Free Throws</b> | 2 / 2 | 100 |

#### 42 FRANKLIN Alexander



|                    | M / A | %  |
|--------------------|-------|----|
| <b>Fied Goals</b>  | 2 / 6 | 33 |
| <b>2 Points</b>    | 2 / 3 | 67 |
| <b>3 Points</b>    | 0 / 3 | 0  |
| <b>Free Throws</b> | 2 / 4 | 50 |

#### 44 MOJICA Javier



|                    | M / A | %  |
|--------------------|-------|----|
| <b>Fied Goals</b>  | 4 / 9 | 44 |
| <b>2 Points</b>    | 2 / 4 | 50 |
| <b>3 Points</b>    | 2 / 5 | 40 |
| <b>Free Throws</b> | 3 / 4 | 75 |

## Shot Chart

### CAN 83 vs 96 EST

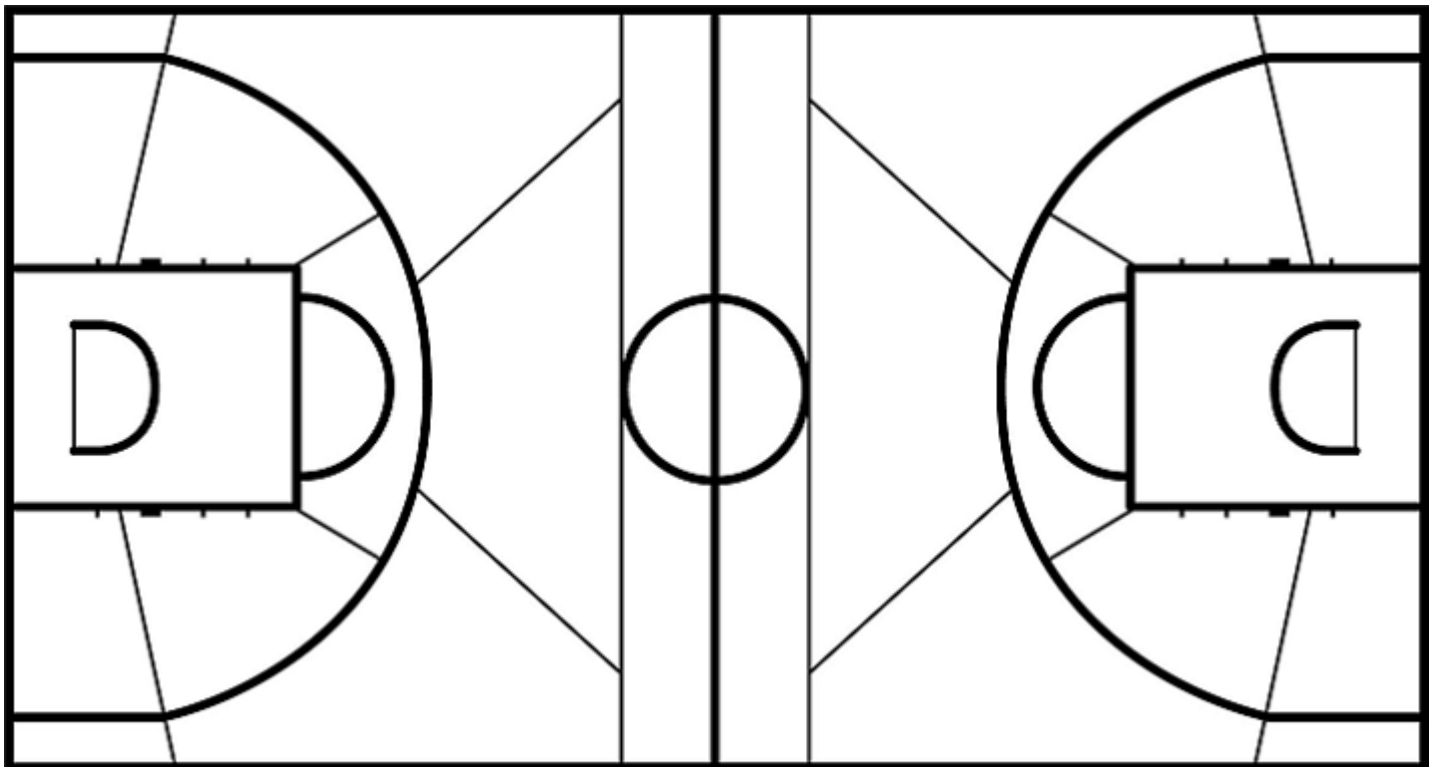
(23-23, 17-25, 17-25, 26-23)

Scoring by 5 min intervals:

|                   | Q1 |    | Q2 |    | Q3 |    | Q4 |    |
|-------------------|----|----|----|----|----|----|----|----|
| <b>CAN</b>        | 7  | 23 | 27 | 40 | 49 | 57 | 69 | 83 |
| <b>Real Estel</b> | 16 | 23 | 36 | 48 | 62 | 73 | 80 | 96 |

CAN - Cangrejeros de Santurce

EST - Real Estelí



|                    | M / A   | %  |
|--------------------|---------|----|
| <b>Fied Goals</b>  | 32 / 72 | 44 |
| <b>2 Points</b>    | 24 / 46 | 52 |
| <b>3 Points</b>    | 8 / 26  | 31 |
| <b>Free Throws</b> | 11 / 15 | 73 |

| %  | M / A   |                    |
|----|---------|--------------------|
| 50 | 33 / 66 | <b>Fied Goals</b>  |
| 60 | 27 / 45 | <b>2 Points</b>    |
| 29 | 6 / 21  | <b>3 Points</b>    |
| 73 | 24 / 33 | <b>Free Throws</b> |