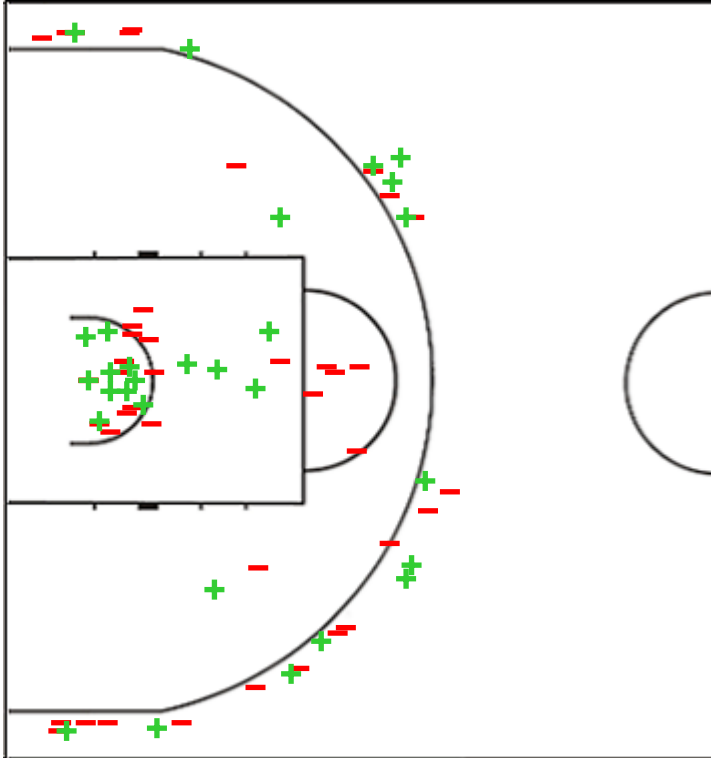
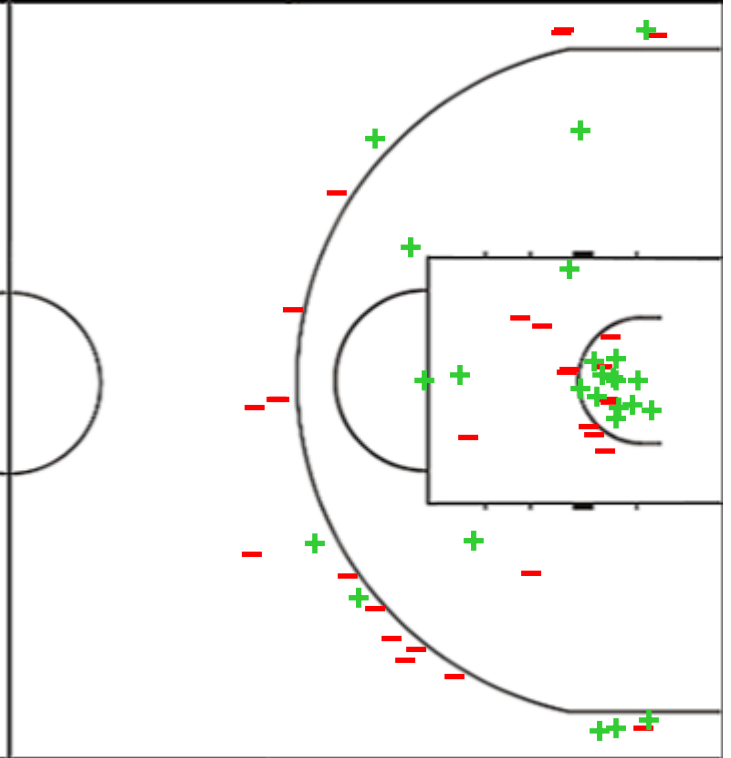


Shot Chart
BAMB 79 vs 83 UTENA

(16-11, 27-23, 22-17, 14-32)

Scoring by 5 min intervals:

	Q1		Q2		Q3		Q4	
BAMB	10	16	30	43	57	65	65	65
UTENA	5	11	22	34	43	51	51	51

BAMB - Brose Bamberg

UTENA - Juventus Utena


BAMB	M / A	%
Fied Goals	29 / 71	41
2 Points	16 / 38	42
3 Points	13 / 33	39
Free Throws	8 / 11	73

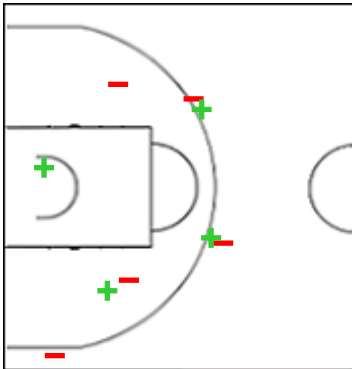
%	M / A	UTENA
46	25 / 54	Fied Goals
58	18 / 31	2 Points
30	7 / 23	3 Points
84	26 / 31	Free Throws

Shot Chart
BAMB 79 vs 83 UTENA

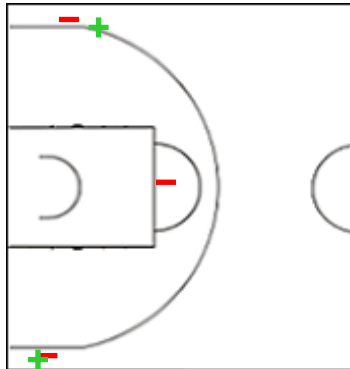
(16-11, 27-23, 22-17, 14-32)

Scoring by 5 min intervals:

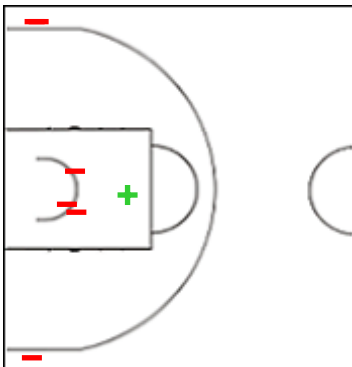
	Q1		Q2		Q3		Q4	
BAMB	10	16	30	43	57	65	65	65
UTENA	5	11	22	34	43	51	51	51

BAMB - Brose Bamberg
1 FERRARI Frankie


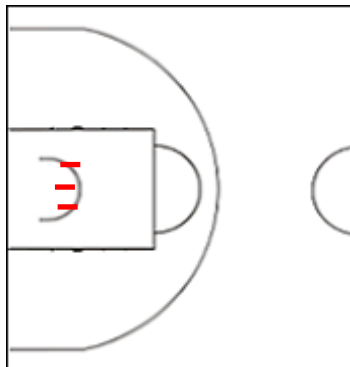
	M / A	%
Fied Goals	4 / 9	44
2 Points	2 / 4	50
3 Points	2 / 5	40
Free Throws	4 / 4	100

3 LOCKHART Dominic


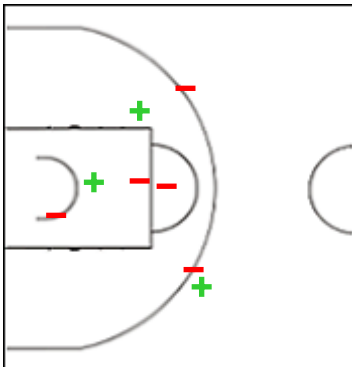
	M / A	%
Fied Goals	2 / 5	40
2 Points	0 / 1	0
3 Points	2 / 4	50
Free Throws	0 / 0	0

4 PREWITT Omar


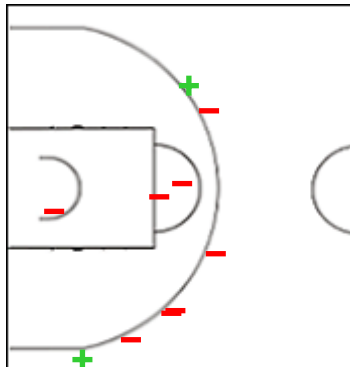
	M / A	%
Fied Goals	1 / 7	14
2 Points	1 / 4	25
3 Points	0 / 3	0
Free Throws	0 / 1	0

10 COOKE JR Derek


	M / A	%
Fied Goals	0 / 3	0
2 Points	0 / 3	0
3 Points	0 / 0	0
Free Throws	0 / 0	0

12 ROBINSON Justin


	M / A	%
Fied Goals	3 / 8	38
2 Points	2 / 5	40
3 Points	1 / 3	33
Free Throws	0 / 0	0

15 SIMPSON Trevis


	M / A	%
Fied Goals	2 / 10	20
2 Points	0 / 3	0
3 Points	2 / 7	29
Free Throws	0 / 0	0

Shot Chart

BAMB 79 vs 83 UTENA

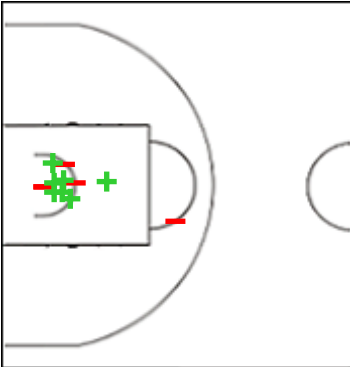
(16-11, 27-23, 22-17, 14-32)

Scoring by 5 min intervals:

	Q1		Q2		Q3		Q4	
BAMB	10	16	30	43	57	65	65	65
UTENA	5	11	22	34	43	51	51	51

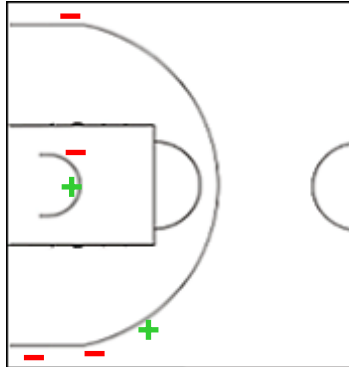
BAMB - Brose Bamberg

22 GEBEN Martinas



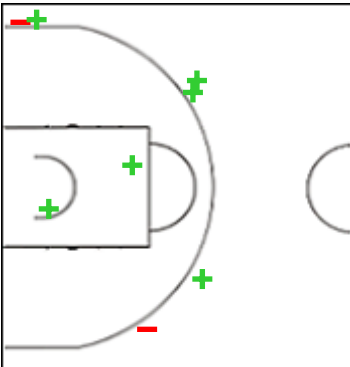
	M / A	%
Fied Goals	7 / 12	58
2 Points	7 / 12	58
3 Points	0 / 0	0
Free Throws	1 / 2	50

25 OGBE Kenneth



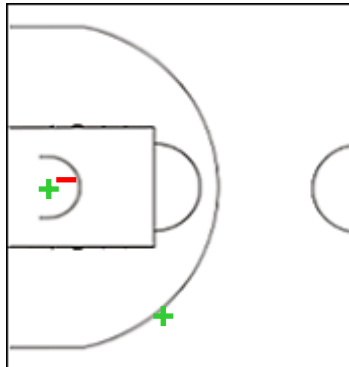
	M / A	%
Fied Goals	2 / 6	33
2 Points	1 / 2	50
3 Points	1 / 4	25
Free Throws	2 / 2	100

33 HECKMANN Patrick



	M / A	%
Fied Goals	6 / 8	75
2 Points	2 / 2	100
3 Points	4 / 6	67
Free Throws	0 / 0	0

43 SENGELDER Christian



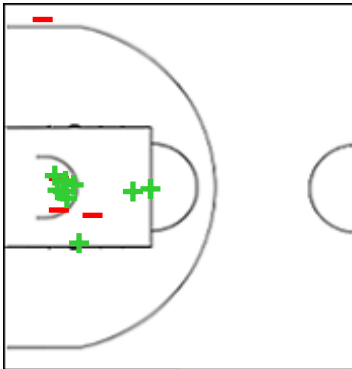
	M / A	%
Fied Goals	2 / 3	67
2 Points	1 / 2	50
3 Points	1 / 1	100
Free Throws	1 / 2	50

Shot Chart
BAMB 79 vs 83 UTENA

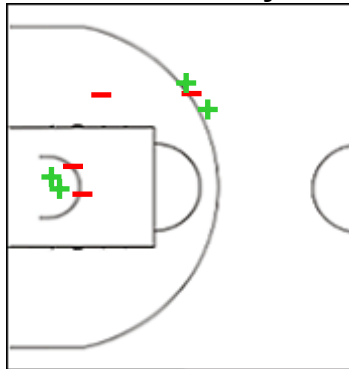
(16-11, 27-23, 22-17, 14-32)

Scoring by 5 min intervals:

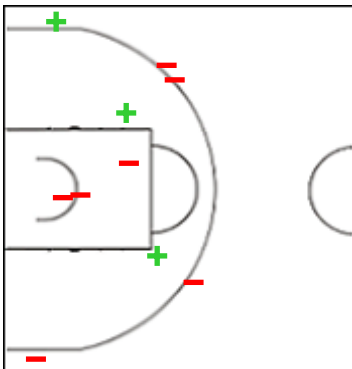
	Q1		Q2		Q3		Q4	
BAMB	10	16	30	43	57	65	65	65
UTENA	5	11	22	34	43	51	51	51

UTENA - Juventus Utena
2 MILLER Patrick


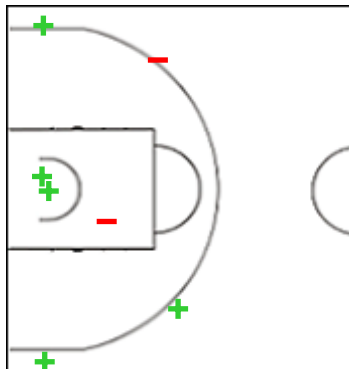
	M / A	%
Fied Goals	9 / 13	69
2 Points	9 / 12	75
3 Points	0 / 1	0
Free Throws	9 / 10	90

3 AIRINGTON Jaylin


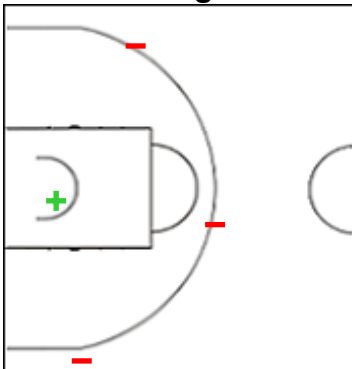
	M / A	%
Fied Goals	4 / 8	50
2 Points	2 / 5	40
3 Points	2 / 3	67
Free Throws	3 / 3	100

5 LEKUNAS Tomas


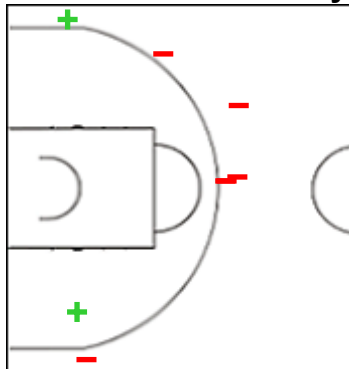
	M / A	%
Fied Goals	3 / 10	30
2 Points	2 / 5	40
3 Points	1 / 5	20
Free Throws	8 / 10	80

6 MATULIS Gintautas


	M / A	%
Fied Goals	5 / 7	71
2 Points	2 / 3	67
3 Points	3 / 4	75
Free Throws	2 / 2	100

9 VAITKUS Ignas


	M / A	%
Fied Goals	1 / 4	25
2 Points	1 / 1	100
3 Points	0 / 3	0
Free Throws	1 / 2	50

13 GECEVICIUS Martynas


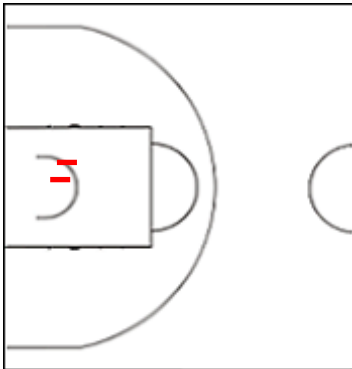
	M / A	%
Fied Goals	2 / 8	25
2 Points	1 / 1	100
3 Points	1 / 7	14
Free Throws	2 / 2	100

Shot Chart
BAMB 79 vs 83 UTENA

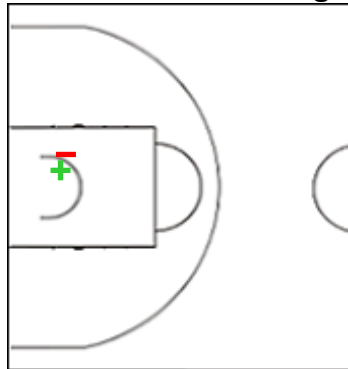
(16-11, 27-23, 22-17, 14-32)

Scoring by 5 min intervals:

	Q1		Q2		Q3		Q4	
BAMB	10	16	30	43	57	65	65	65
UTENA	5	11	22	34	43	51	51	51

UTENA - Juventus Utena
33 GUSTYS Rokas


	M / A	%
Fied Goals	0 / 2	0
2 Points	0 / 2	0
3 Points	0 / 0	0
Free Throws	0 / 0	0

49 KUPSAS Mindaugas


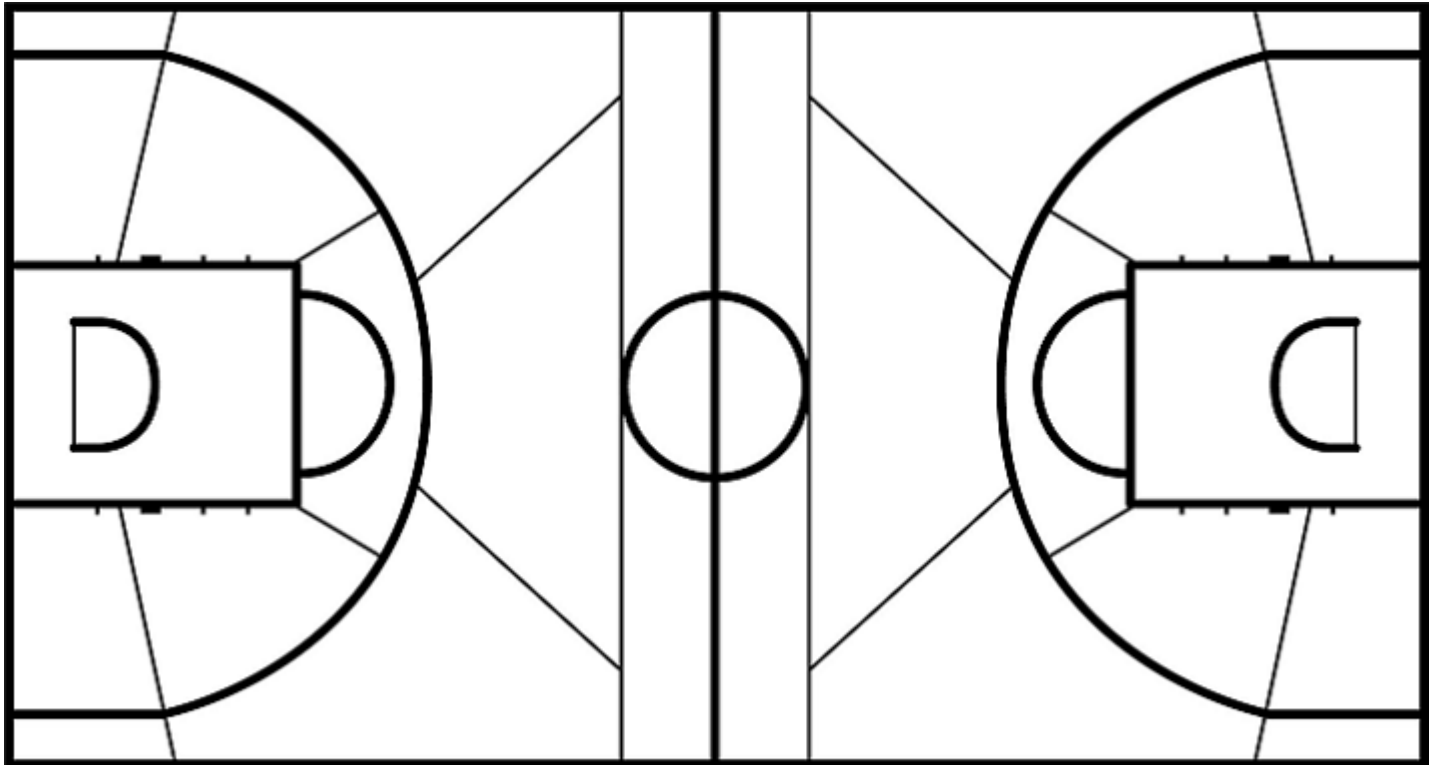
	M / A	%
Fied Goals	1 / 2	50
2 Points	1 / 2	50
3 Points	0 / 0	0
Free Throws	1 / 2	50

Shot Chart
BAMB 79 vs 83 UTENA

(16-11, 27-23, 22-17, 14-32)

Scoring by 5 min intervals:

	Q1		Q2		Q3		Q4	
BAMB	10	16	30	43	57	65	65	65
UTENA	5	11	22	34	43	51	51	51

BAMB - Brose Bamberg
UTENA - Juventus Utena


	M / A	%
Fied Goals	29 / 71	41
2 Points	16 / 38	42
3 Points	13 / 33	39
Free Throws	8 / 11	73

%	M / A	
46	25 / 54	Fied Goals
58	18 / 31	2 Points
30	7 / 23	3 Points
84	26 / 31	Free Throws