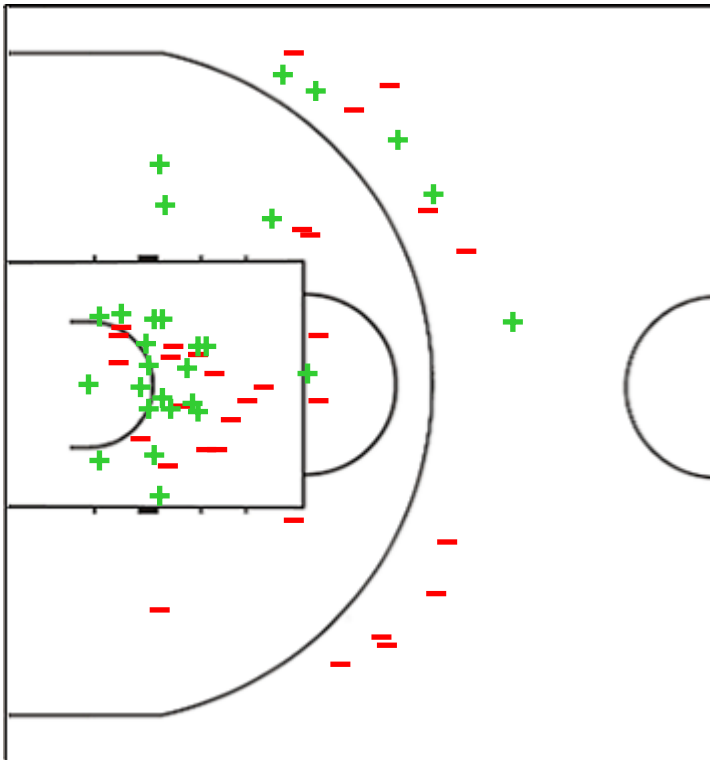
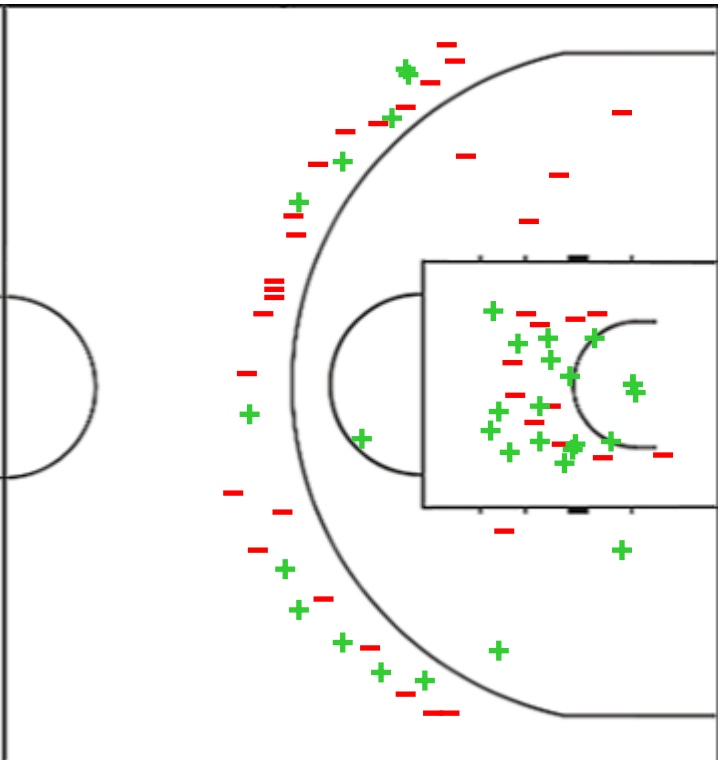


Shot Chart
MSB 69 vs 82 PPM

(13-20, 23-18, 16-21, 17-23)

Scoring by 5 min intervals:

| | Q1 | | Q2 | | Q3 | | Q4 | |
|------------|----|----|----|----|----|----|----|----|
| MSB | 7 | 13 | 23 | 36 | 44 | 52 | 61 | 69 |
| PPM | 4 | 20 | 31 | 38 | 49 | 59 | 69 | 82 |

MSB - Le Mans Sarthe

PPM - Parma-Parimatch


| MSB | M / A | % |
|--------------------|---------|----|
| Fied Goals | 28 / 59 | 47 |
| 2 Points | 23 / 44 | 52 |
| 3 Points | 5 / 15 | 33 |
| Free Throws | 8 / 9 | 89 |

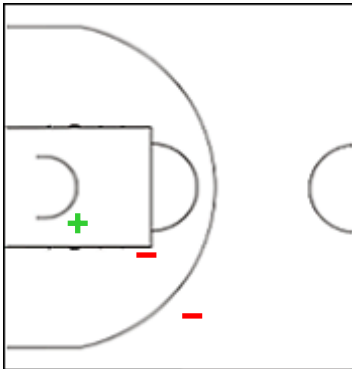
| % | M / A | PPM |
|----|---------|--------------------|
| 46 | 32 / 70 | Fied Goals |
| 57 | 21 / 37 | 2 Points |
| 33 | 11 / 33 | 3 Points |
| 88 | 7 / 8 | Free Throws |

Shot Chart
MSB 69 vs 82 PPM

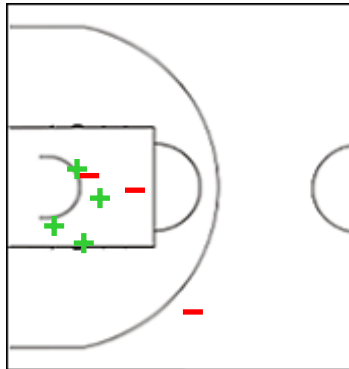
(13-20, 23-18, 16-21, 17-23)

Scoring by 5 min intervals:

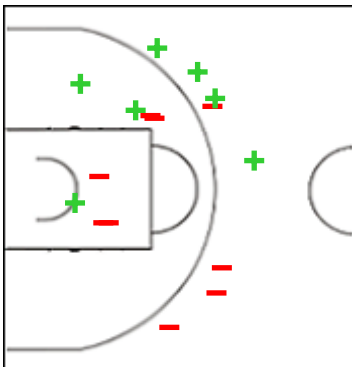
| | Q1 | | Q2 | | Q3 | | Q4 | |
|------------|----|----|----|----|----|----|----|----|
| MSB | 7 | 13 | 23 | 36 | 44 | 52 | 61 | 69 |
| PPM | 4 | 20 | 31 | 38 | 49 | 59 | 69 | 82 |

MSB - Le Mans Sarthe
1 BOOKER Deishuan


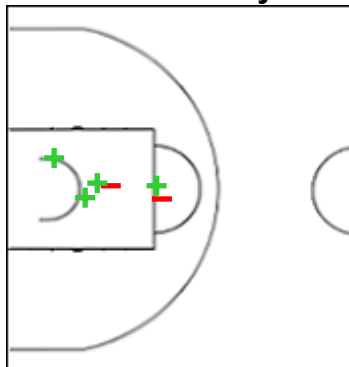
| | M / A | % |
|-------------|-------|----|
| Fied Goals | 1 / 3 | 33 |
| 2 Points | 1 / 2 | 50 |
| 3 Points | 0 / 1 | 0 |
| Free Throws | 0 / 0 | 0 |

3 GAUZIN Matthieu


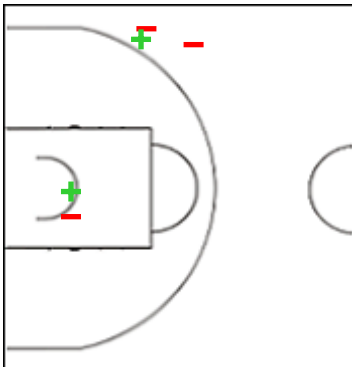
| | M / A | % |
|-------------|-------|-----|
| Fied Goals | 4 / 7 | 57 |
| 2 Points | 4 / 6 | 67 |
| 3 Points | 0 / 1 | 0 |
| Free Throws | 2 / 2 | 100 |

4 BAMFORTH Scott


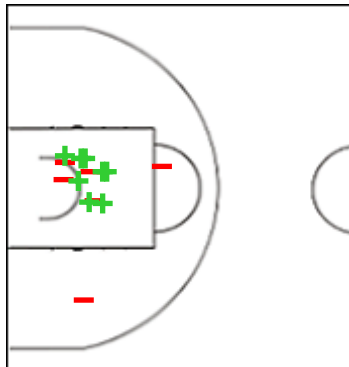
| | M / A | % |
|-------------|--------|----|
| Fied Goals | 7 / 16 | 44 |
| 2 Points | 3 / 8 | 38 |
| 3 Points | 4 / 8 | 50 |
| Free Throws | 4 / 5 | 80 |

11 TARPEY Terry


| | M / A | % |
|-------------|-------|-----|
| Fied Goals | 4 / 6 | 67 |
| 2 Points | 4 / 6 | 67 |
| 3 Points | 0 / 0 | 0 |
| Free Throws | 2 / 2 | 100 |

33 CUNNINGHAM Dante


| | M / A | % |
|-------------|-------|----|
| Fied Goals | 2 / 5 | 40 |
| 2 Points | 1 / 2 | 50 |
| 3 Points | 1 / 3 | 33 |
| Free Throws | 0 / 0 | 0 |

35 THOMAS TaShawn


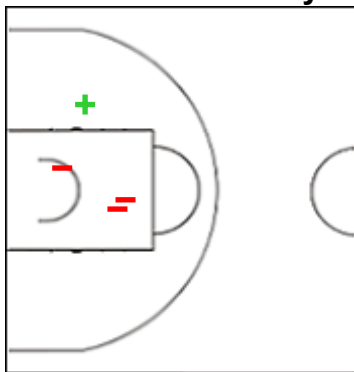
| | M / A | % |
|-------------|--------|----|
| Fied Goals | 8 / 14 | 57 |
| 2 Points | 8 / 14 | 57 |
| 3 Points | 0 / 0 | 0 |
| Free Throws | 0 / 0 | 0 |

Shot Chart
MSB 69 vs 82 PPM

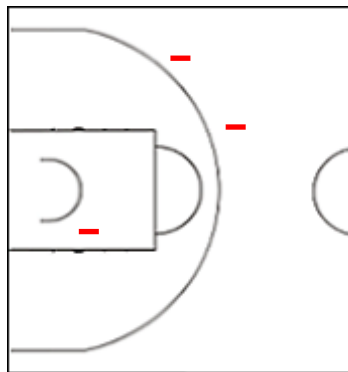
(13-20, 23-18, 16-21, 17-23)

Scoring by 5 min intervals:

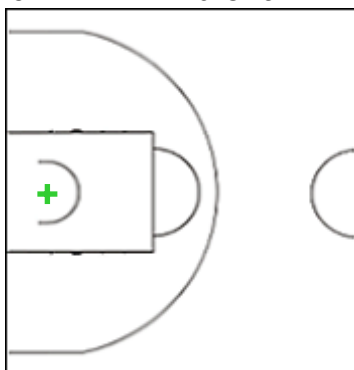
| | Q1 | | Q2 | | Q3 | | Q4 | |
|------------|----|----|----|----|----|----|----|----|
| MSB | 7 | 13 | 23 | 36 | 44 | 52 | 61 | 69 |
| PPM | 4 | 20 | 31 | 38 | 49 | 59 | 69 | 82 |

MSB - Le Mans Sarthe
39 BAPTISTE Kenny


| | M / A | % |
|--------------------|-------|----|
| Fied Goals | 1 / 4 | 25 |
| 2 Points | 1 / 4 | 25 |
| 3 Points | 0 / 0 | 0 |
| Free Throws | 0 / 0 | 0 |

44 NARACE Williams


| | M / A | % |
|--------------------|-------|---|
| Fied Goals | 0 / 3 | 0 |
| 2 Points | 0 / 1 | 0 |
| 3 Points | 0 / 2 | 0 |
| Free Throws | 0 / 0 | 0 |

97 CHERY Valentin


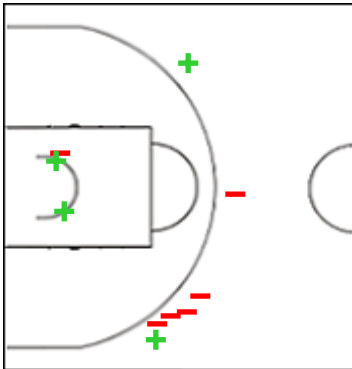
| | M / A | % |
|--------------------|-------|-----|
| Fied Goals | 1 / 1 | 100 |
| 2 Points | 1 / 1 | 100 |
| 3 Points | 0 / 0 | 0 |
| Free Throws | 0 / 0 | 0 |

Shot Chart
MSB 69 vs 82 PPM

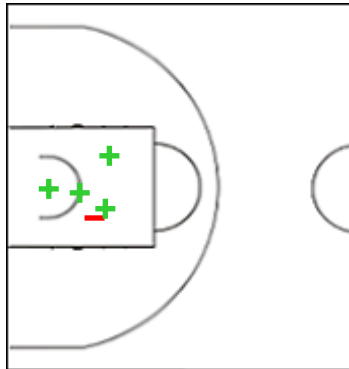
(13-20, 23-18, 16-21, 17-23)

Scoring by 5 min intervals:

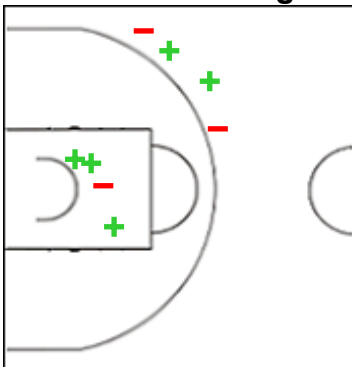
| | Q1 | | Q2 | | Q3 | | Q4 | |
|------------|----|----|----|----|----|----|----|----|
| MSB | 7 | 13 | 23 | 36 | 44 | 52 | 61 | 69 |
| PPM | 4 | 20 | 31 | 38 | 49 | 59 | 69 | 82 |

PPM - Parma-Parimatch
3 JUSKEVICIUS Adas


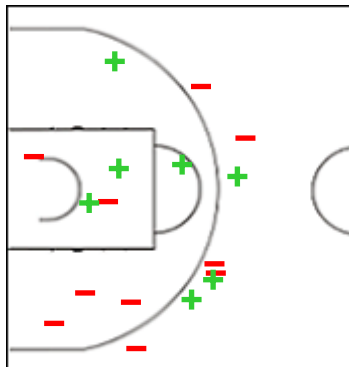
| | M / A | % |
|--------------------|--------|----|
| Fied Goals | 4 / 10 | 40 |
| 2 Points | 2 / 3 | 67 |
| 3 Points | 2 / 7 | 29 |
| Free Throws | 0 / 0 | 0 |

5 MEJERIS Mareks


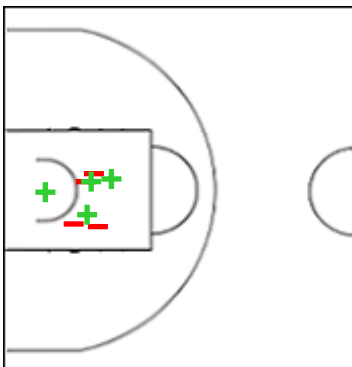
| | M / A | % |
|--------------------|-------|----|
| Fied Goals | 4 / 5 | 80 |
| 2 Points | 4 / 5 | 80 |
| 3 Points | 0 / 0 | 0 |
| Free Throws | 0 / 0 | 0 |

6 ZUKAUSKAS Eigirdas


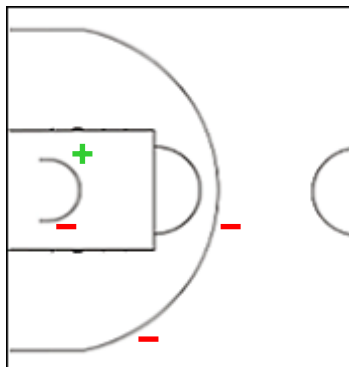
| | M / A | % |
|--------------------|-------|-----|
| Fied Goals | 5 / 8 | 63 |
| 2 Points | 3 / 4 | 75 |
| 3 Points | 2 / 4 | 50 |
| Free Throws | 2 / 2 | 100 |

8 HILL Jeremiah


| | M / A | % |
|--------------------|--------|----|
| Fied Goals | 7 / 17 | 41 |
| 2 Points | 4 / 9 | 44 |
| 3 Points | 3 / 8 | 38 |
| Free Throws | 0 / 0 | 0 |

9 PARAKHOUSKI Artsiom


| | M / A | % |
|--------------------|-------|----|
| Fied Goals | 4 / 8 | 50 |
| 2 Points | 4 / 8 | 50 |
| 3 Points | 0 / 0 | 0 |
| Free Throws | 3 / 4 | 75 |

11 PONITKA Marcel


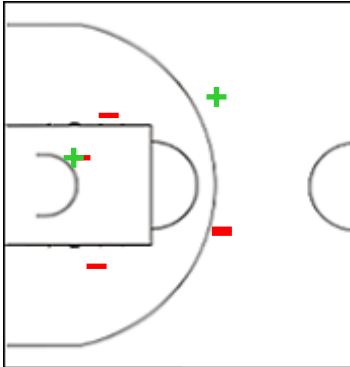
| | M / A | % |
|--------------------|-------|----|
| Fied Goals | 1 / 4 | 25 |
| 2 Points | 1 / 2 | 50 |
| 3 Points | 0 / 2 | 0 |
| Free Throws | 0 / 0 | 0 |

Shot Chart
MSB 69 vs 82 PPM

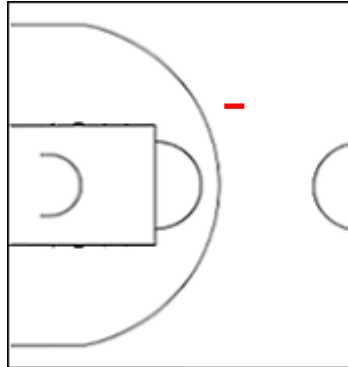
(13-20, 23-18, 16-21, 17-23)

Scoring by 5 min intervals:

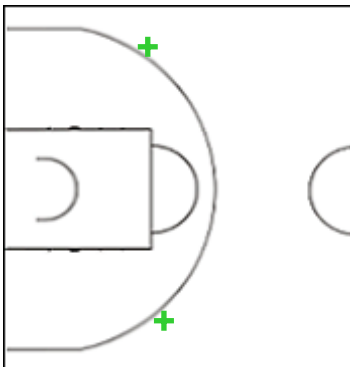
| | Q1 | | Q2 | | Q3 | | Q4 | |
|------------|----|----|----|----|----|----|----|----|
| MSB | 7 | 13 | 23 | 36 | 44 | 52 | 61 | 69 |
| PPM | 4 | 20 | 31 | 38 | 49 | 59 | 69 | 82 |

PPM - Parma-Parimatch
18 VORONOV Evgeny


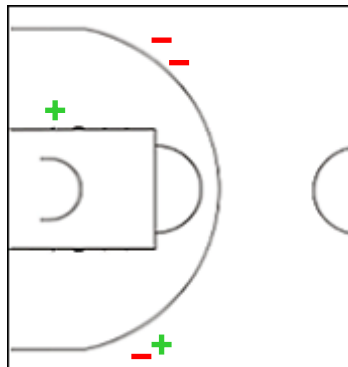
| | M / A | % |
|--------------------|-------|-----|
| Fied Goals | 2 / 7 | 29 |
| 2 Points | 1 / 4 | 25 |
| 3 Points | 1 / 3 | 33 |
| Free Throws | 2 / 2 | 100 |

22 SHEIKO Gleb


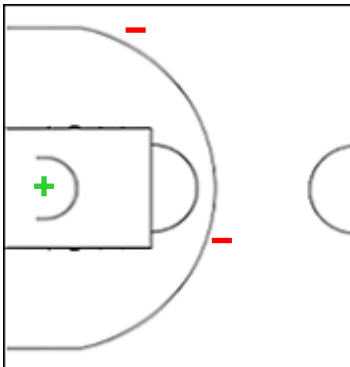
| | M / A | % |
|--------------------|-------|---|
| Fied Goals | 0 / 1 | 0 |
| 2 Points | 0 / 0 | 0 |
| 3 Points | 0 / 1 | 0 |
| Free Throws | 0 / 0 | 0 |

28 PLATUNOV Aleksandr


| | M / A | % |
|--------------------|-------|-----|
| Fied Goals | 2 / 2 | 100 |
| 2 Points | 0 / 0 | 0 |
| 3 Points | 2 / 2 | 100 |
| Free Throws | 0 / 0 | 0 |

43 ZHMAKO Nikolai


| | M / A | % |
|--------------------|-------|-----|
| Fied Goals | 2 / 5 | 40 |
| 2 Points | 1 / 1 | 100 |
| 3 Points | 1 / 4 | 25 |
| Free Throws | 0 / 0 | 0 |

52 BULANOV Konstantin


| | M / A | % |
|--------------------|-------|-----|
| Fied Goals | 1 / 3 | 33 |
| 2 Points | 1 / 1 | 100 |
| 3 Points | 0 / 2 | 0 |
| Free Throws | 0 / 0 | 0 |

Shot Chart
MSB 69 vs 82 PPM

(13-20, 23-18, 16-21, 17-23)

| Scoring by 5 min intervals: | | Q1 | | Q2 | | Q3 | | Q4 | |
|-----------------------------|--|----|----|----|----|----|----|----|----|
| MSB | | 7 | 13 | 23 | 36 | 44 | 52 | 61 | 69 |
| PPM | | 4 | 20 | 31 | 38 | 49 | 59 | 69 | 82 |

MSB - Le Mans Sarthe
PPM - Parma-Parimatch


| | M / A | % |
|--------------------|---------|----|
| Fied Goals | 28 / 59 | 47 |
| 2 Points | 23 / 44 | 52 |
| 3 Points | 5 / 15 | 33 |
| Free Throws | 8 / 9 | 89 |

| % | M / A | |
|----|---------|--------------------|
| 46 | 32 / 70 | Fied Goals |
| 57 | 21 / 37 | 2 Points |
| 33 | 11 / 33 | 3 Points |
| 88 | 7 / 8 | Free Throws |