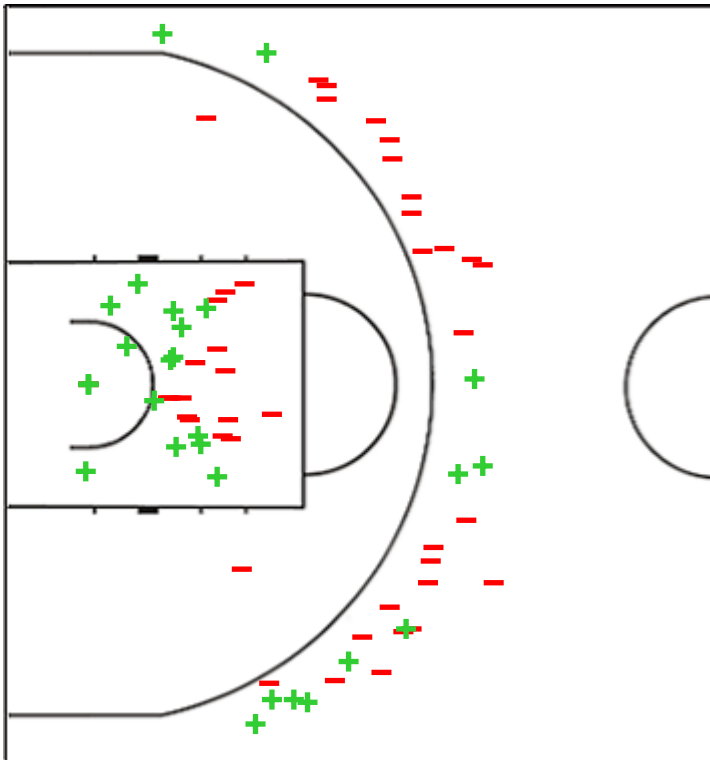
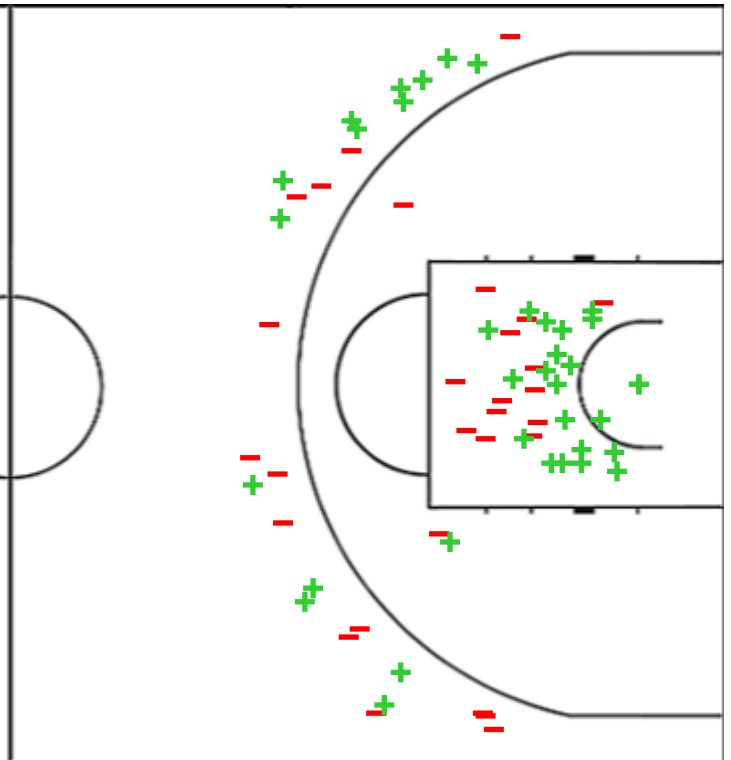


Shot Chart
OPAV 78 vs 100 PROME

(13-33, 29-24, 20-24, 16-19)

Scoring by 5 min intervals:

	Q1		Q2		Q3		Q4	
OPAV	7	13	30	42	53	62	64	78
PROME	13	33	42	57	70	81	94	100

OPAV - BK Opava

PROME - Prometey


OPAV	M / A	%
Fied Goals	29 / 74	39
2 Points	18 / 38	47
3 Points	11 / 36	31
Free Throws	9 / 14	64

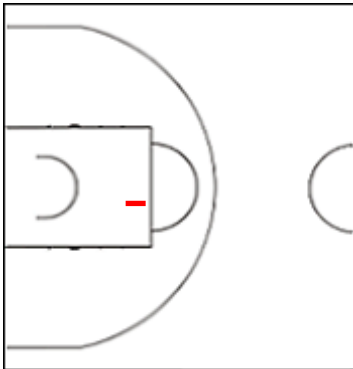
%	M / A	PROME
56	37 / 66	Fied Goals
61	23 / 38	2 Points
50	14 / 28	3 Points
57	12 / 21	Free Throws

Shot Chart
OPAV 78 vs 100 PROME

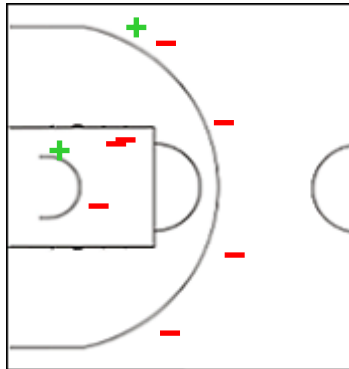
(13-33, 29-24, 20-24, 16-19)

Scoring by 5 min intervals:

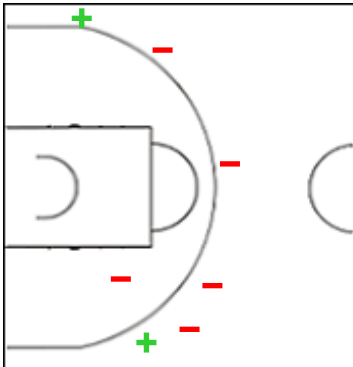
	Q1		Q2		Q3		Q4	
OPAV	7	13	30	42	53	62	64	78
PROME	13	33	42	57	70	81	94	100

OPAV - BK Opava
1 DRAGOUN Rostislav


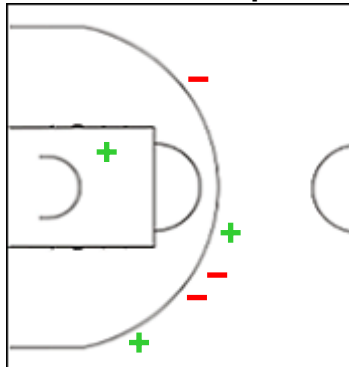
	M / A	%
Fied Goals	0 / 1	0
2 Points	0 / 1	0
3 Points	0 / 0	0
Free Throws	0 / 0	0

6 KLECKA Radim


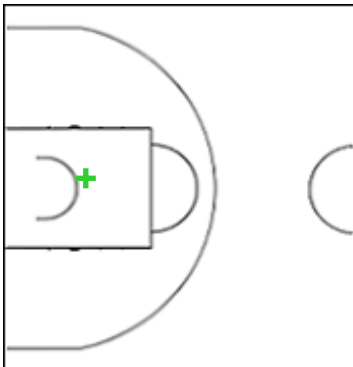
	M / A	%
Fied Goals	2 / 9	22
2 Points	1 / 4	25
3 Points	1 / 5	20
Free Throws	0 / 0	0

8 SVANDRLIK Jan


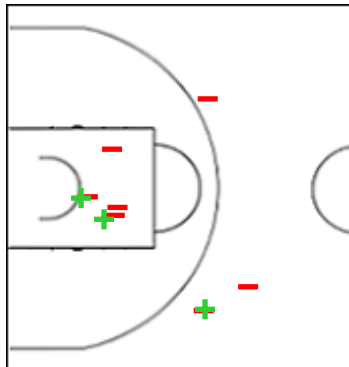
	M / A	%
Fied Goals	2 / 7	29
2 Points	0 / 1	0
3 Points	2 / 6	33
Free Throws	0 / 0	0

9 ZBRANEK Filip


	M / A	%
Fied Goals	3 / 6	50
2 Points	1 / 1	100
3 Points	2 / 5	40
Free Throws	4 / 5	80

12 KVAPIL Miroslav


	M / A	%
Fied Goals	1 / 1	100
2 Points	1 / 1	100
3 Points	0 / 0	0
Free Throws	0 / 0	0

14 GNIADEK Martin


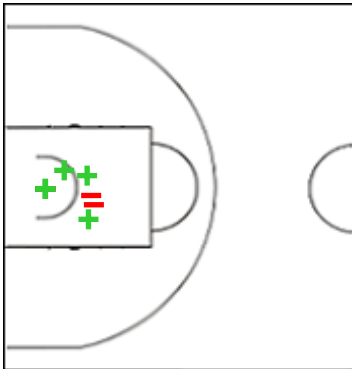
	M / A	%
Fied Goals	3 / 10	30
2 Points	2 / 6	33
3 Points	1 / 4	25
Free Throws	1 / 2	50

Shot Chart
OPAV 78 vs 100 PROME

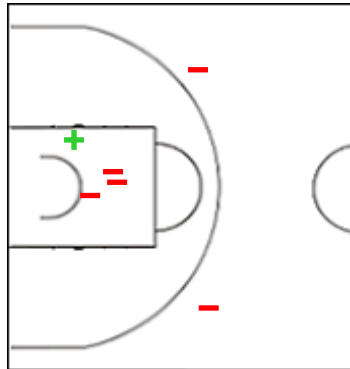
(13-33, 29-24, 20-24, 16-19)

Scoring by 5 min intervals:

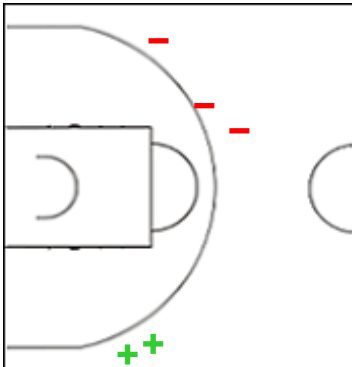
	Q1		Q2		Q3		Q4	
OPAV	7	13	30	42	53	62	64	78
PROME	13	33	42	57	70	81	94	100

OPAV - BK Opava
15 MARKUSSON Mattias


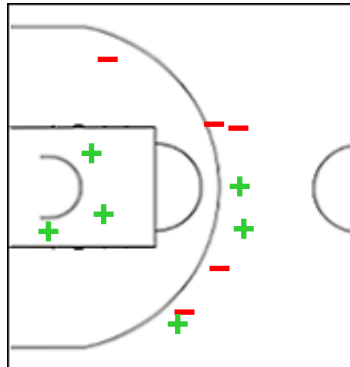
	M / A	%
Fied Goals	6 / 11	55
2 Points	6 / 11	55
3 Points	0 / 0	0
Free Throws	0 / 0	0

21 KOURIL Radovan


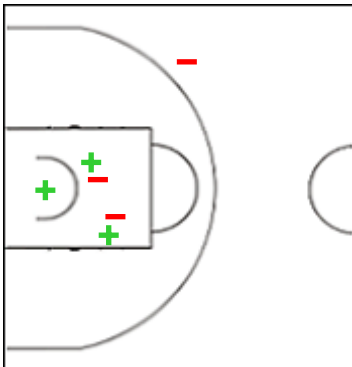
	M / A	%
Fied Goals	1 / 6	17
2 Points	1 / 4	25
3 Points	0 / 2	0
Free Throws	0 / 0	0

23 JURECKA Ludek


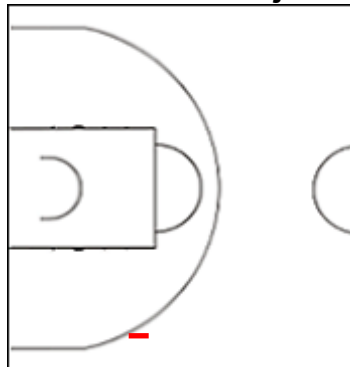
	M / A	%
Fied Goals	2 / 5	40
2 Points	0 / 0	0
3 Points	2 / 5	40
Free Throws	1 / 2	50

24 SIRINA Jakub


	M / A	%
Fied Goals	6 / 11	55
2 Points	3 / 4	75
3 Points	3 / 7	43
Free Throws	0 / 0	0

33 SLAVÍK Jakub


	M / A	%
Fied Goals	3 / 6	50
2 Points	3 / 5	60
3 Points	0 / 1	0
Free Throws	3 / 5	60

34 PÁLENÍK Juraj


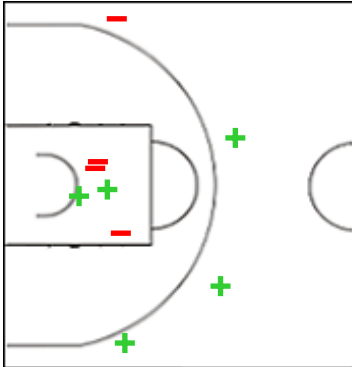
	M / A	%
Fied Goals	0 / 1	0
2 Points	0 / 0	0
3 Points	0 / 1	0
Free Throws	0 / 0	0

Shot Chart
OPAV 78 vs 100 PROME

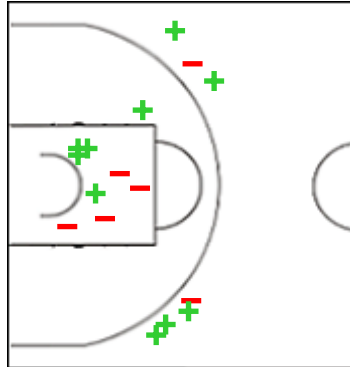
(13-33, 29-24, 20-24, 16-19)

Scoring by 5 min intervals:

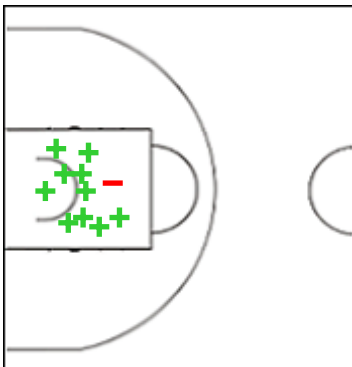
	Q1		Q2		Q3		Q4	
OPAV	7	13	30	42	53	62	64	78
PROME	13	33	42	57	70	81	94	100

PROME - Prometey
0 DOWE Chris


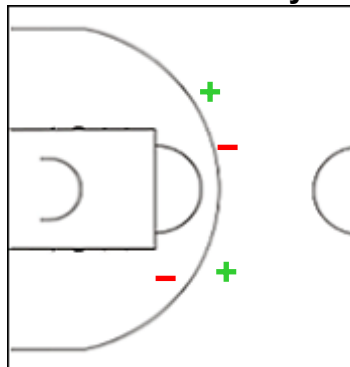
	M / A	%
Fied Goals	5 / 9	56
2 Points	2 / 5	40
3 Points	3 / 4	75
Free Throws	0 / 3	0

1 HARRISON D'Angelo


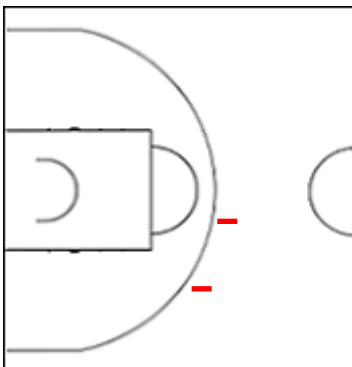
	M / A	%
Fied Goals	10 / 16	63
2 Points	5 / 9	56
3 Points	5 / 7	71
Free Throws	8 / 8	100

5 EVANS Sean


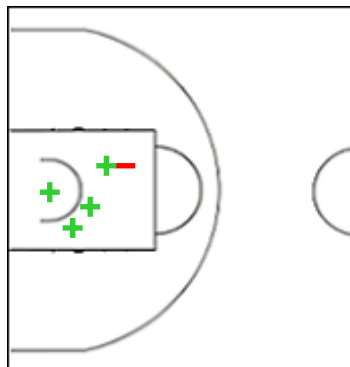
	M / A	%
Fied Goals	10 / 11	91
2 Points	10 / 11	91
3 Points	0 / 0	0
Free Throws	0 / 2	0

7 LUKASHOV Denys


	M / A	%
Fied Goals	2 / 4	50
2 Points	0 / 1	0
3 Points	2 / 3	67
Free Throws	0 / 0	0

11 LYPOVYY Oleksandr


	M / A	%
Fied Goals	0 / 2	0
2 Points	0 / 0	0
3 Points	0 / 2	0
Free Throws	0 / 0	0

13 BELIKOV Olexandr


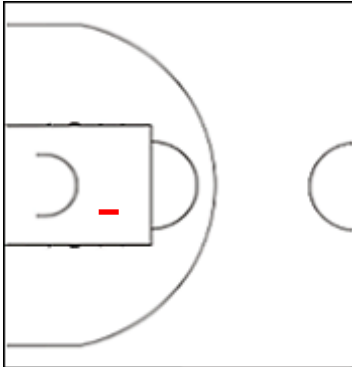
	M / A	%
Fied Goals	4 / 5	80
2 Points	4 / 5	80
3 Points	0 / 0	0
Free Throws	2 / 4	50

Shot Chart
OPAV 78 vs 100 PROME

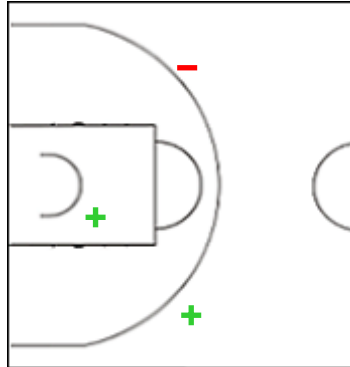
(13-33, 29-24, 20-24, 16-19)

Scoring by 5 min intervals:

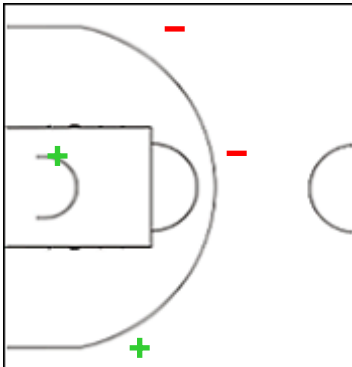
	Q1		Q2		Q3		Q4	
OPAV	7	13	30	42	53	62	64	78
PROME	13	33	42	57	70	81	94	100

PROME - Prometey
15 TYKHONOV Dmytro


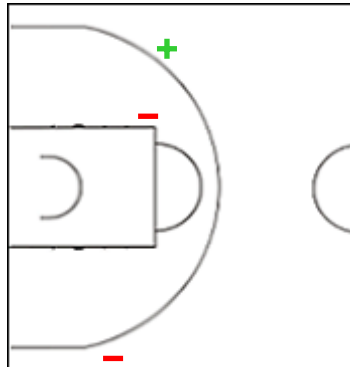
	M / A	%
Fied Goals	0 / 1	0
2 Points	0 / 1	0
3 Points	0 / 0	0
Free Throws	0 / 0	0

20 STEPHENS D.J.


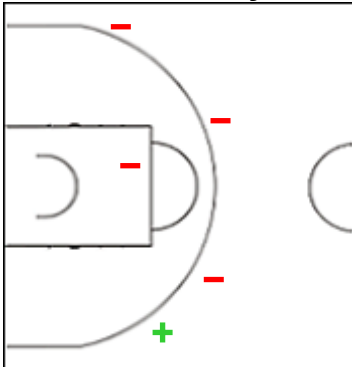
	M / A	%
Fied Goals	2 / 3	67
2 Points	1 / 1	100
3 Points	1 / 2	50
Free Throws	1 / 2	50

22 PETROV Viacheslav


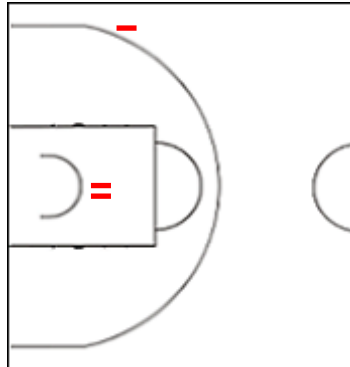
	M / A	%
Fied Goals	2 / 4	50
2 Points	1 / 1	100
3 Points	1 / 3	33
Free Throws	0 / 0	0

33 CAMPBELL Antonio


	M / A	%
Fied Goals	1 / 3	33
2 Points	0 / 1	0
3 Points	1 / 2	50
Free Throws	0 / 0	0

55 SYDOROV Ilyia


	M / A	%
Fied Goals	1 / 5	20
2 Points	0 / 1	0
3 Points	1 / 4	25
Free Throws	1 / 2	50

91 KLIMOV Ihor


	M / A	%
Fied Goals	0 / 3	0
2 Points	0 / 2	0
3 Points	0 / 1	0
Free Throws	0 / 0	0

Shot Chart
OPAV 78 vs 100 PROME

(13-33, 29-24, 20-24, 16-19)

Scoring by 5 min intervals:

	Q1		Q2		Q3		Q4	
OPAV	7	13	30	42	53	62	64	78
PROME	13	33	42	57	70	81	94	100

OPAV - BK Opava
PROME - Prometey


	M / A	%
Fied Goals	29 / 74	39
2 Points	18 / 38	47
3 Points	11 / 36	31
Free Throws	9 / 14	64

%	M / A	
56	37 / 66	Fied Goals
61	23 / 38	2 Points
50	14 / 28	3 Points
57	12 / 21	Free Throws