

Shot Chart

SPURS 41 vs 96 TGB

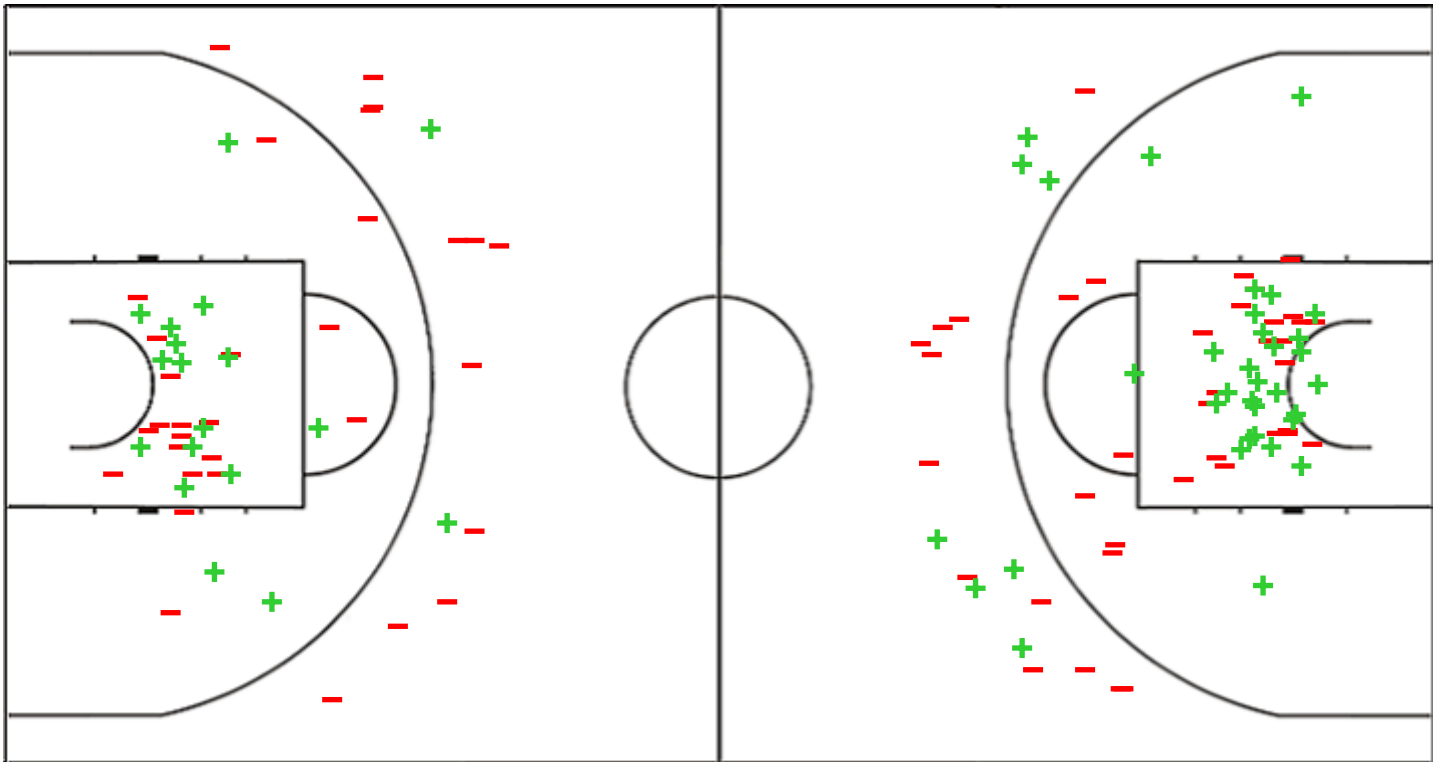
(16-23, 8-20, 6-30, 11-23)

Scoring by 5 min intervals:

| | Q1 | | Q2 | | Q3 | | Q4 | |
|---------------|----|----|----|----|----|----|----|----|
| SPURS | 7 | 16 | 18 | 24 | 26 | 30 | 37 | 41 |
| Tarbes | 13 | 23 | 37 | 43 | 53 | 73 | 84 | 96 |
| Ges | | | | | | | | |

SPURS - House of Talents Spurs

TGB - Tarbes Gespe Bigorre



| SPURS | M / A | % |
|-------------|---------|----|
| Fied Goals | 18 / 50 | 36 |
| 2 Points | 16 / 36 | 44 |
| 3 Points | 2 / 14 | 14 |
| Free Throws | 3 / 4 | 75 |

| % | M / A | TGB |
|----|---------|-------------|
| 48 | 36 / 75 | Fied Goals |
| 52 | 29 / 56 | 2 Points |
| 37 | 7 / 19 | 3 Points |
| 74 | 17 / 23 | Free Throws |

Shot Chart

SPURS 41 vs 96 TGB

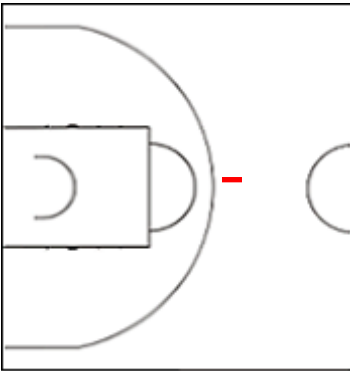
(16-23, 8-20, 6-30, 11-23)

Scoring by 5 min intervals:

| | Q1 | | Q2 | | Q3 | | Q4 | |
|---------------|----|----|----|----|----|----|----|----|
| SPURS | 7 | 16 | 18 | 24 | 26 | 30 | 37 | 41 |
| Tarbes | 13 | 23 | 37 | 43 | 53 | 73 | 84 | 96 |
| Ges | | | | | | | | |

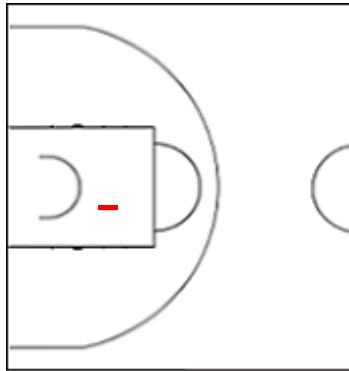
SPURS - House of Talents Spurs

3 DEVLIEGHER Sien



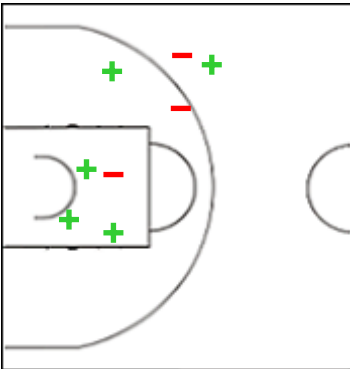
| | M / A | % |
|-------------|-------|---|
| Fied Goals | 0 / 1 | 0 |
| 2 Points | 0 / 0 | 0 |
| 3 Points | 0 / 1 | 0 |
| Free Throws | 0 / 0 | 0 |

5 LEIRE Ruth



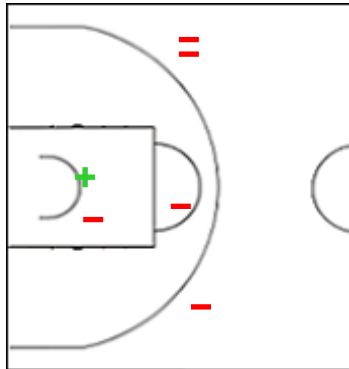
| | M / A | % |
|-------------|-------|---|
| Fied Goals | 0 / 1 | 0 |
| 2 Points | 0 / 1 | 0 |
| 3 Points | 0 / 0 | 0 |
| Free Throws | 0 / 0 | 0 |

6 STORME Silke



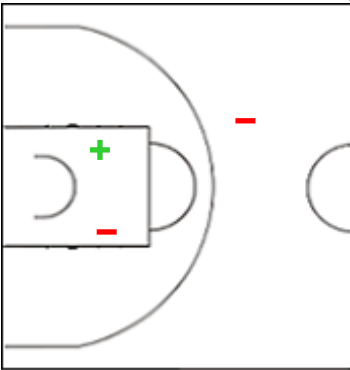
| | M / A | % |
|-------------|-------|----|
| Fied Goals | 5 / 8 | 63 |
| 2 Points | 4 / 6 | 67 |
| 3 Points | 1 / 2 | 50 |
| Free Throws | 0 / 0 | 0 |

10 HEYSE Evi



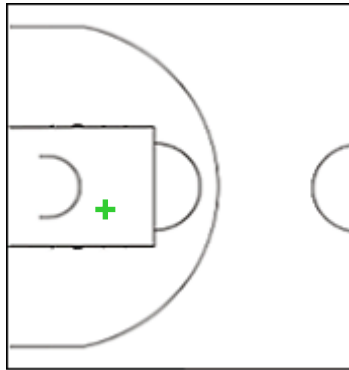
| | M / A | % |
|-------------|-------|----|
| Fied Goals | 1 / 6 | 17 |
| 2 Points | 1 / 3 | 33 |
| 3 Points | 0 / 3 | 0 |
| Free Throws | 0 / 0 | 0 |

12 DUCOULOMBIER Cylia



| | M / A | % |
|-------------|-------|----|
| Fied Goals | 1 / 3 | 33 |
| 2 Points | 1 / 2 | 50 |
| 3 Points | 0 / 1 | 0 |
| Free Throws | 0 / 0 | 0 |

14 DEVLIEGHER Eva



| | M / A | % |
|-------------|-------|-----|
| Fied Goals | 1 / 1 | 100 |
| 2 Points | 1 / 1 | 100 |
| 3 Points | 0 / 0 | 0 |
| Free Throws | 0 / 0 | 0 |

Shot Chart

SPURS 41 vs 96 TGB

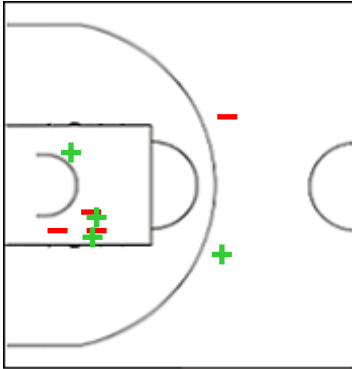
(16-23, 8-20, 6-30, 11-23)

Scoring by 5 min intervals:

| | Q1 | | Q2 | | Q3 | | Q4 | |
|---------------|----|----|----|----|----|----|----|----|
| SPURS | 7 | 16 | 18 | 24 | 26 | 30 | 37 | 41 |
| Tarbes | 13 | 23 | 37 | 43 | 53 | 73 | 84 | 96 |
| Ges | | | | | | | | |

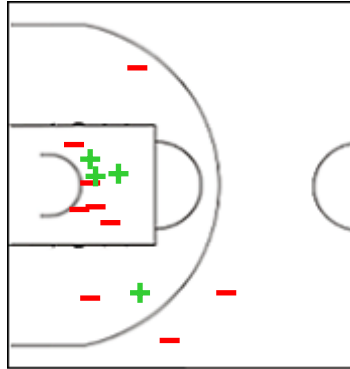
SPURS - House of Talents Spurs

15 FOUCART Lisa



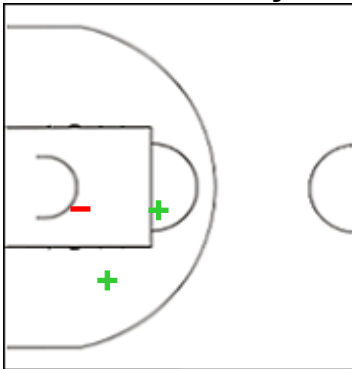
| | M / A | % |
|--------------------|-------|----|
| Fied Goals | 4 / 8 | 50 |
| 2 Points | 3 / 6 | 50 |
| 3 Points | 1 / 2 | 50 |
| Free Throws | 0 / 0 | 0 |

20 DUHAMEL Frances



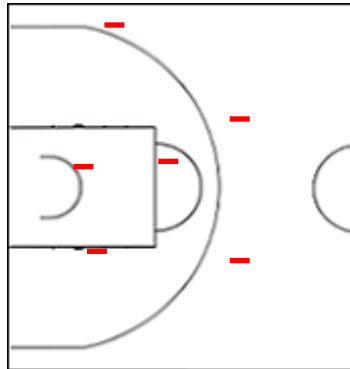
| | M / A | % |
|--------------------|--------|----|
| Fied Goals | 4 / 13 | 31 |
| 2 Points | 4 / 11 | 36 |
| 3 Points | 0 / 2 | 0 |
| Free Throws | 0 / 0 | 0 |

22 HERLIHY Ashlyn



| | M / A | % |
|--------------------|-------|----|
| Fied Goals | 2 / 3 | 67 |
| 2 Points | 2 / 3 | 67 |
| 3 Points | 0 / 0 | 0 |
| Free Throws | 3 / 4 | 75 |

23 VAN THUYNE Emma



| | M / A | % |
|--------------------|-------|---|
| Fied Goals | 0 / 6 | 0 |
| 2 Points | 0 / 3 | 0 |
| 3 Points | 0 / 3 | 0 |
| Free Throws | 0 / 0 | 0 |

Shot Chart

SPURS 41 vs 96 TGB

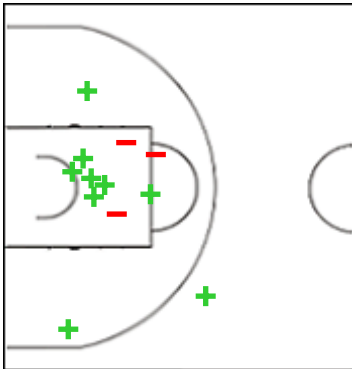
(16-23, 8-20, 6-30, 11-23)

Scoring by 5 min intervals:

| | Q1 | | Q2 | | Q3 | | Q4 | |
|-------------------|----|----|----|----|----|----|----|----|
| SPURS | 7 | 16 | 18 | 24 | 26 | 30 | 37 | 41 |
| Tarbes Ges | 13 | 23 | 37 | 43 | 53 | 73 | 84 | 96 |

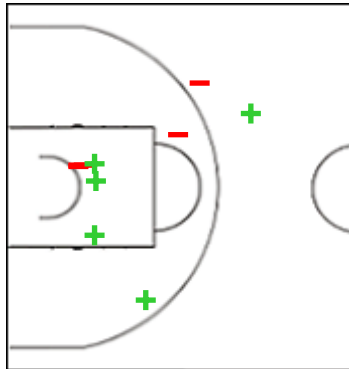
TGB - Tarbes Gespe Bigorre

2 WOJTA Julie



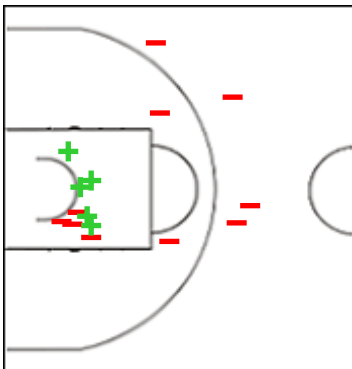
| | M / A | % |
|--------------------|--------|-----|
| Fied Goals | 9 / 12 | 75 |
| 2 Points | 8 / 11 | 73 |
| 3 Points | 1 / 1 | 100 |
| Free Throws | 7 / 7 | 100 |

5 PARDON Marie



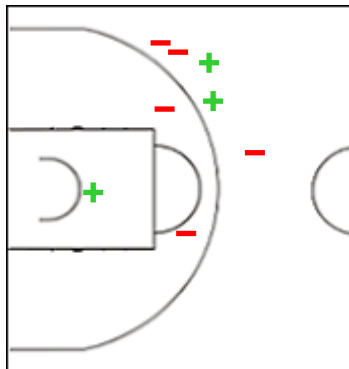
| | M / A | % |
|--------------------|--------|----|
| Fied Goals | 5 / 10 | 50 |
| 2 Points | 4 / 8 | 50 |
| 3 Points | 1 / 2 | 50 |
| Free Throws | 0 / 2 | 0 |

6 KESSLER Serena



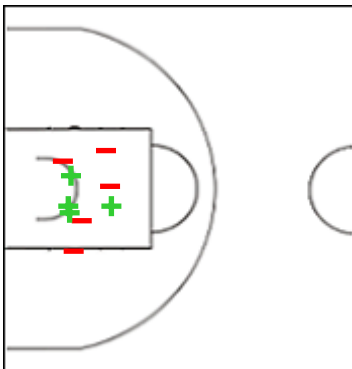
| | M / A | % |
|--------------------|--------|-----|
| Fied Goals | 5 / 15 | 33 |
| 2 Points | 5 / 11 | 45 |
| 3 Points | 0 / 4 | 0 |
| Free Throws | 2 / 2 | 100 |

7 SAMSON Clementine



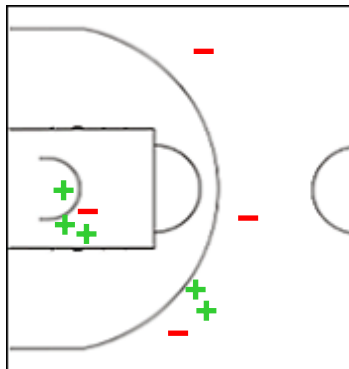
| | M / A | % |
|--------------------|-------|-----|
| Fied Goals | 3 / 8 | 38 |
| 2 Points | 1 / 3 | 33 |
| 3 Points | 2 / 5 | 40 |
| Free Throws | 1 / 1 | 100 |

15 TADIC Ana



| | M / A | % |
|--------------------|-------|----|
| Fied Goals | 4 / 9 | 44 |
| 2 Points | 4 / 9 | 44 |
| 3 Points | 0 / 0 | 0 |
| Free Throws | 6 / 8 | 75 |

16 EWODO Yohana



| | M / A | % |
|--------------------|-------|----|
| Fied Goals | 5 / 9 | 56 |
| 2 Points | 3 / 4 | 75 |
| 3 Points | 2 / 5 | 40 |
| Free Throws | 0 / 0 | 0 |

Shot Chart

SPURS 41 vs 96 TGB

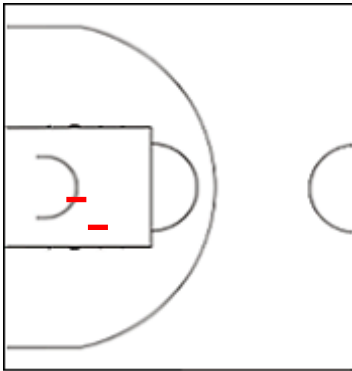
(16-23, 8-20, 6-30, 11-23)

Scoring by 5 min intervals:

| | Q1 | | Q2 | | Q3 | | Q4 | |
|---------------|----|----|----|----|----|----|----|----|
| SPURS | 7 | 16 | 18 | 24 | 26 | 30 | 37 | 41 |
| Tarbes | 13 | 23 | 37 | 43 | 53 | 73 | 84 | 96 |
| Ges | | | | | | | | |

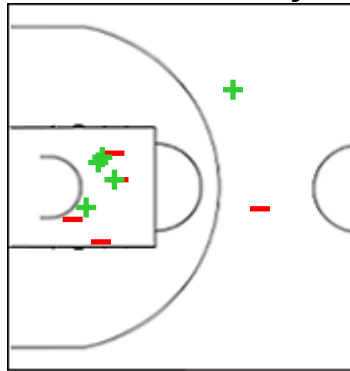
TGB - Tarbes Gespe Bigorre

23 DIARISSO Oumou



| | M / A | % |
|-------------|-------|---|
| Fied Goals | 0 / 2 | 0 |
| 2 Points | 0 / 2 | 0 |
| 3 Points | 0 / 0 | 0 |
| Free Throws | 0 / 0 | 0 |

25 QUINONES Isalys



| | M / A | % |
|-------------|--------|----|
| Fied Goals | 5 / 10 | 50 |
| 2 Points | 4 / 8 | 50 |
| 3 Points | 1 / 2 | 50 |
| Free Throws | 1 / 3 | 33 |

Shot Chart

SPURS 41 vs 96 TGB

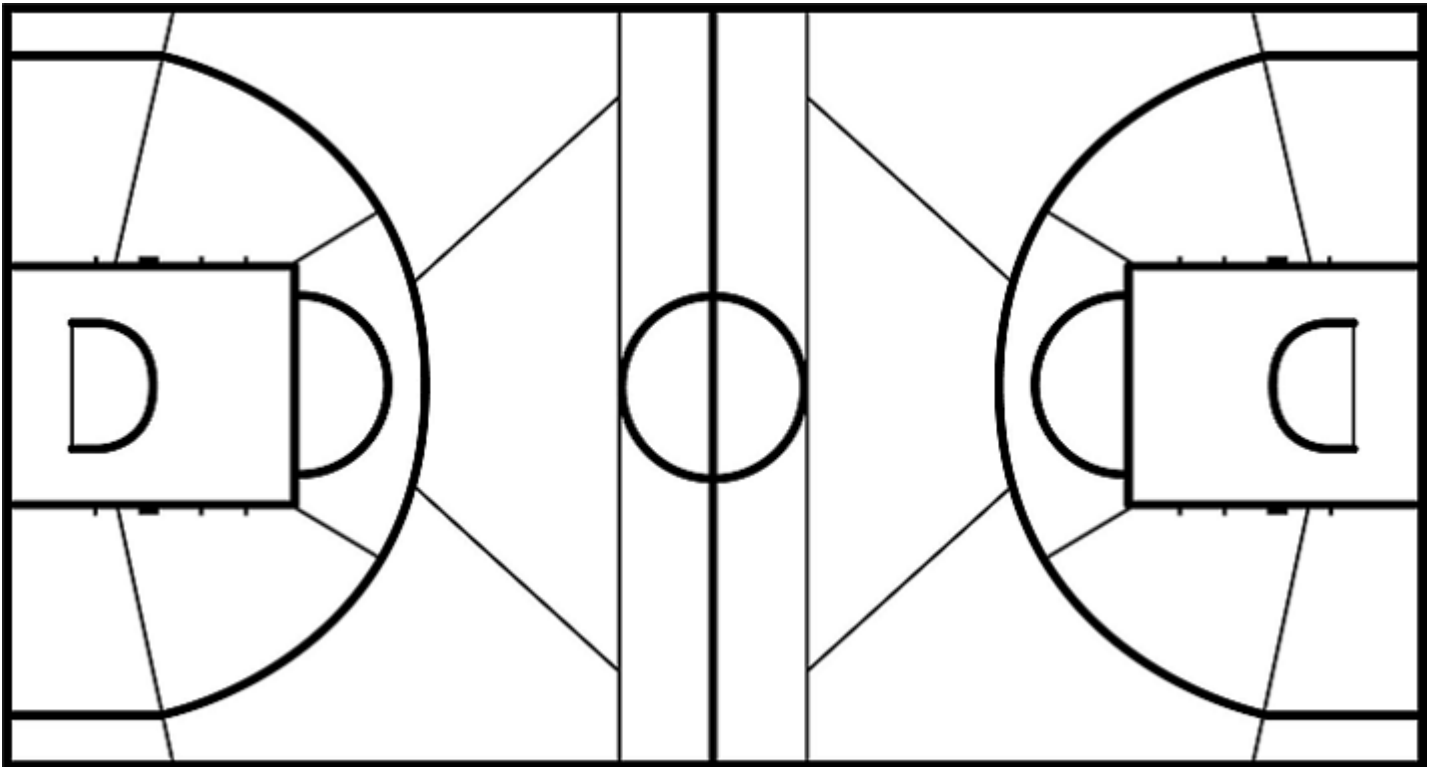
(16-23, 8-20, 6-30, 11-23)

Scoring by 5 min intervals:

| | Q1 | | Q2 | | Q3 | | Q4 | |
|---------------|----|----|----|----|----|----|----|----|
| SPURS | 7 | 16 | 18 | 24 | 26 | 30 | 37 | 41 |
| Tarbes | 13 | 23 | 37 | 43 | 53 | 73 | 84 | 96 |
| Ges | | | | | | | | |

SPURS - House of Talents Spurs

TGB - Tarbes Gespe Bigorre



| | M / A | % |
|--------------------|---------|----|
| Fied Goals | 18 / 50 | 36 |
| 2 Points | 16 / 36 | 44 |
| 3 Points | 2 / 14 | 14 |
| Free Throws | 3 / 4 | 75 |

| % | M / A | |
|----|---------|--------------------|
| 48 | 36 / 75 | Fied Goals |
| 52 | 29 / 56 | 2 Points |
| 37 | 7 / 19 | 3 Points |
| 74 | 17 / 23 | Free Throws |