

Shot Chart

ULR 57 vs 98 LIEGE

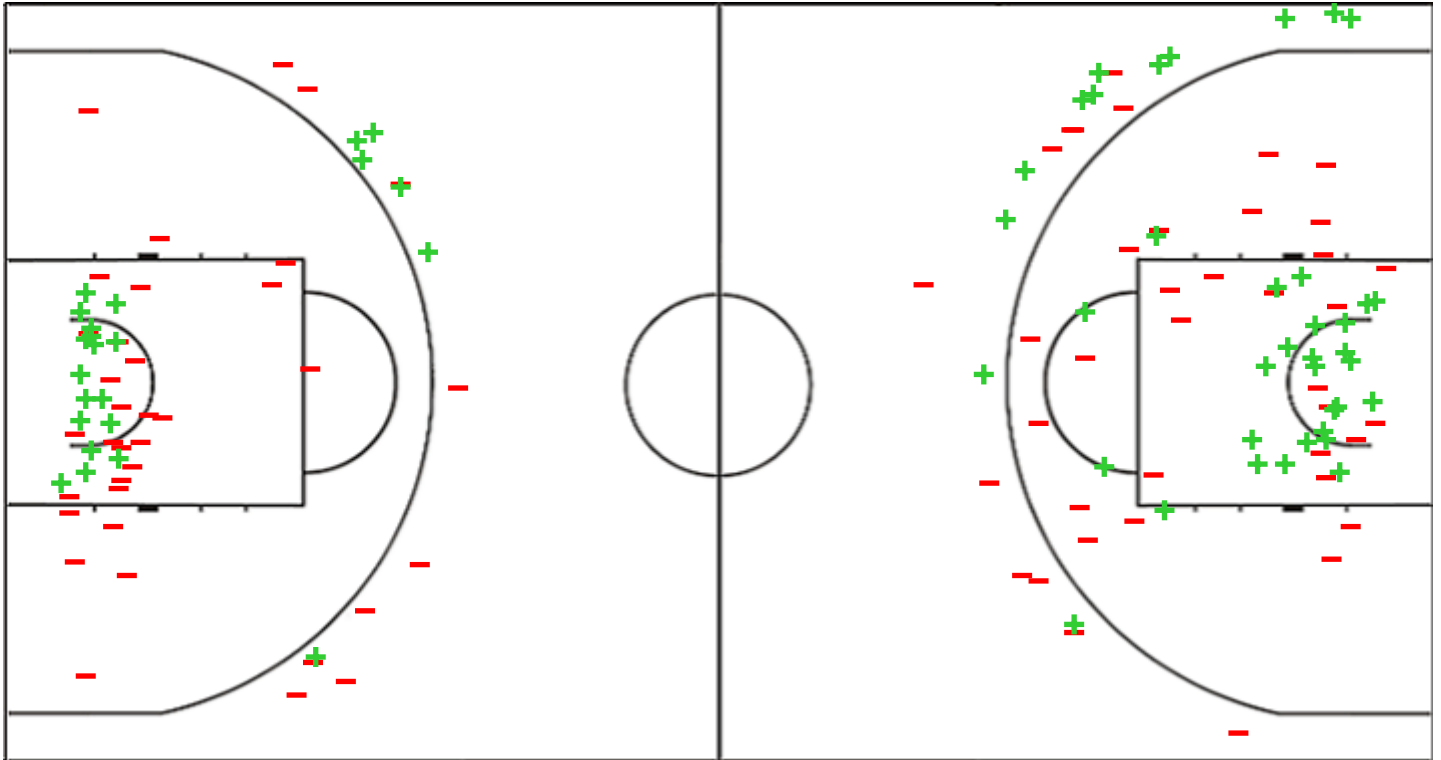
(9-15, 20-26, 13-23, 15-34)

Scoring by 5 min intervals:

| | Q1 | | Q2 | | Q3 | | Q4 | |
|---------|----|----|----|----|----|----|----|----|
| Ulriken | 4 | 9 | 18 | 29 | 34 | 42 | 48 | 57 |
| Ea | | | | | | | | |
| Liege | 10 | 15 | 27 | 41 | 54 | 64 | 79 | 98 |
| Pant | | | | | | | | |

ULR - Ulriken Eagles

LIEGE - Liege Panthers



| ULR | M / A | % |
|-------------|---------|----|
| Fied Goals | 23 / 59 | 39 |
| 2 Points | 17 / 44 | 39 |
| 3 Points | 6 / 15 | 40 |
| Free Throws | 5 / 12 | 42 |

| % | M / A | LIEGE |
|----|---------|-------------|
| 49 | 38 / 77 | Fied Goals |
| 48 | 26 / 54 | 2 Points |
| 52 | 12 / 23 | 3 Points |
| 56 | 10 / 18 | Free Throws |

Shot Chart

ULR 57 vs 98 LIEGE

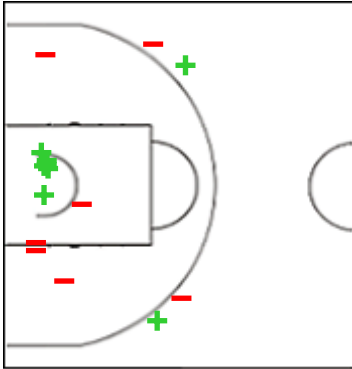
(9-15, 20-26, 13-23, 15-34)

Scoring by 5 min intervals:

| | Q1 | | Q2 | | Q3 | | Q4 | |
|----------------|----|----|----|----|----|----|----|----|
| Ulriken | 4 | 9 | 18 | 29 | 34 | 42 | 48 | 57 |
| Ea | | | | | | | | |
| Liege | 10 | 15 | 27 | 41 | 54 | 64 | 79 | 98 |
| Pant | | | | | | | | |

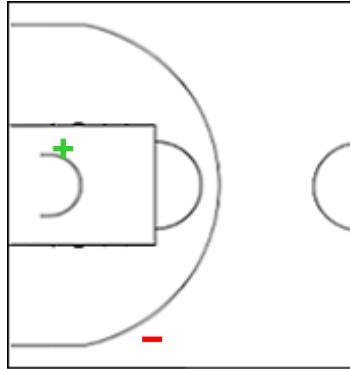
ULR - Ulriken Eagles

2 AUSTGULEN Stine



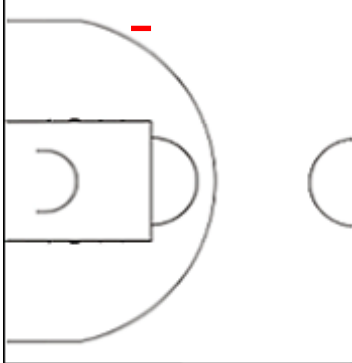
| | M / A | % |
|-------------|--------|----|
| Fied Goals | 8 / 15 | 53 |
| 2 Points | 6 / 11 | 55 |
| 3 Points | 2 / 4 | 50 |
| Free Throws | 2 / 6 | 33 |

3 MOHAMMAD Fattima



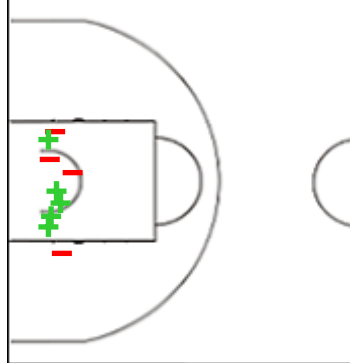
| | M / A | % |
|-------------|-------|-----|
| Fied Goals | 1 / 2 | 50 |
| 2 Points | 1 / 1 | 100 |
| 3 Points | 0 / 1 | 0 |
| Free Throws | 0 / 0 | 0 |

4 JACOBSEN Synne



| | M / A | % |
|-------------|-------|---|
| Fied Goals | 0 / 1 | 0 |
| 2 Points | 0 / 0 | 0 |
| 3 Points | 0 / 1 | 0 |
| Free Throws | 0 / 0 | 0 |

7 AUSTGULEN Maren Hoff



| | M / A | % |
|-------------|-------|----|
| Fied Goals | 5 / 9 | 56 |
| 2 Points | 5 / 9 | 56 |
| 3 Points | 0 / 0 | 0 |
| Free Throws | 0 / 2 | 0 |

Shot Chart

ULR 57 vs 98 LIEGE

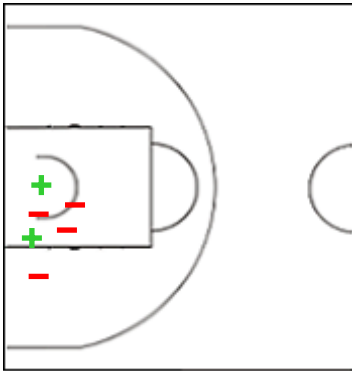
(9-15, 20-26, 13-23, 15-34)

Scoring by 5 min intervals:

| | Q1 | | Q2 | | Q3 | | Q4 | |
|---------|----|----|----|----|----|----|----|----|
| Ulriken | 4 | 9 | 18 | 29 | 34 | 42 | 48 | 57 |
| Ea | | | | | | | | |
| Liege | 10 | 15 | 27 | 41 | 54 | 64 | 79 | 98 |
| Pant | | | | | | | | |

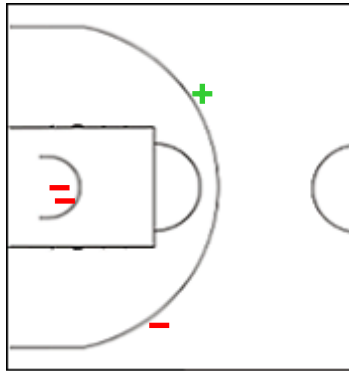
ULR - Ulriken Eagles

9 CELINE Klett



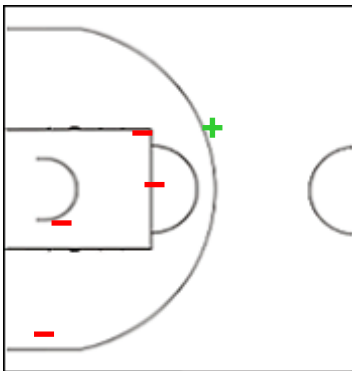
| | M / A | % |
|-------------|-------|-----|
| Fied Goals | 2 / 6 | 33 |
| 2 Points | 2 / 6 | 33 |
| 3 Points | 0 / 0 | 0 |
| Free Throws | 2 / 2 | 100 |

12 SØRBYE Sunniva



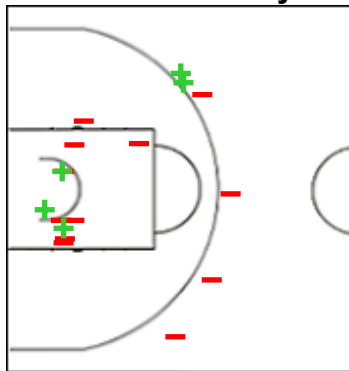
| | M / A | % |
|-------------|-------|----|
| Fied Goals | 1 / 4 | 25 |
| 2 Points | 0 / 2 | 0 |
| 3 Points | 1 / 2 | 50 |
| Free Throws | 1 / 2 | 50 |

14 TVEITO Vilde



| | M / A | % |
|-------------|-------|-----|
| Fied Goals | 1 / 5 | 20 |
| 2 Points | 0 / 4 | 0 |
| 3 Points | 1 / 1 | 100 |
| Free Throws | 0 / 0 | 0 |

15 SANFORD Karyn



| | M / A | % |
|-------------|--------|----|
| Fied Goals | 5 / 17 | 29 |
| 2 Points | 3 / 11 | 27 |
| 3 Points | 2 / 6 | 33 |
| Free Throws | 0 / 0 | 0 |

Shot Chart

ULR 57 vs 98 LIEGE

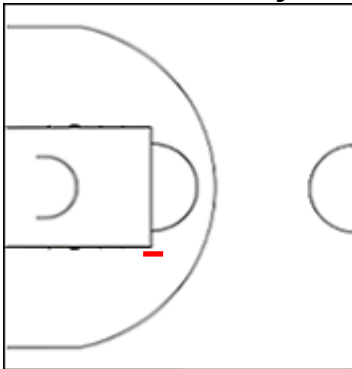
(9-15, 20-26, 13-23, 15-34)

Scoring by 5 min intervals:

| | Q1 | | Q2 | | Q3 | | Q4 | |
|----------------|----|----|----|----|----|----|----|----|
| Ulriken | 4 | 9 | 18 | 29 | 34 | 42 | 48 | 57 |
| Ea | | | | | | | | |
| Liege | 10 | 15 | 27 | 41 | 54 | 64 | 79 | 98 |
| Pant | | | | | | | | |

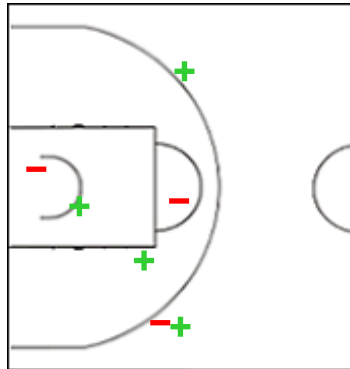
LIEGE - Liege Panthers

3 TREMBLEZ Suzy



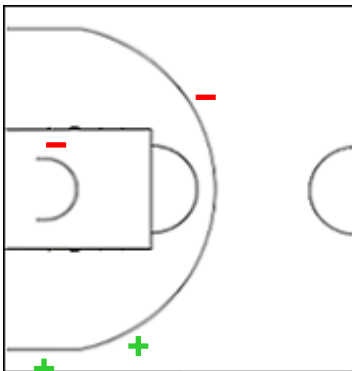
| | M / A | % |
|-------------|-------|---|
| Fied Goals | 0 / 1 | 0 |
| 2 Points | 0 / 1 | 0 |
| 3 Points | 0 / 0 | 0 |
| Free Throws | 0 / 0 | 0 |

7 LEBLON Emmeline



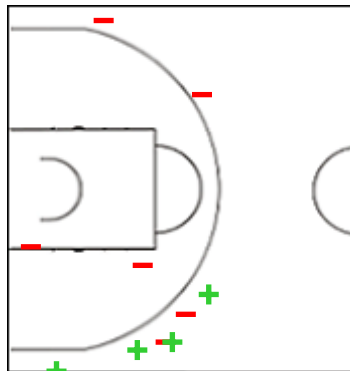
| | M / A | % |
|-------------|-------|-----|
| Fied Goals | 4 / 7 | 57 |
| 2 Points | 2 / 4 | 50 |
| 3 Points | 2 / 3 | 67 |
| Free Throws | 2 / 2 | 100 |

9 BORLEE Charlotte



| | M / A | % |
|-------------|-------|----|
| Fied Goals | 2 / 4 | 50 |
| 2 Points | 0 / 1 | 0 |
| 3 Points | 2 / 3 | 67 |
| Free Throws | 0 / 0 | 0 |

11 DESCAMPS Manon



| | M / A | % |
|-------------|--------|----|
| Fied Goals | 4 / 10 | 40 |
| 2 Points | 0 / 2 | 0 |
| 3 Points | 4 / 8 | 50 |
| Free Throws | 0 / 0 | 0 |

Shot Chart

ULR 57 vs 98 LIEGE

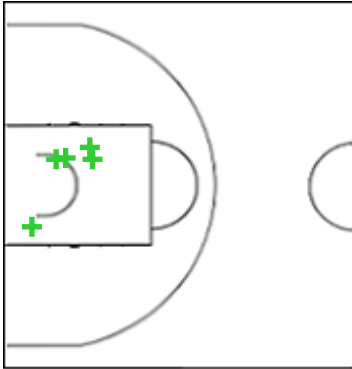
(9-15, 20-26, 13-23, 15-34)

Scoring by 5 min intervals:

| | Q1 | | Q2 | | Q3 | | Q4 | |
|---------|----|----|----|----|----|----|----|----|
| Ulriken | 4 | 9 | 18 | 29 | 34 | 42 | 48 | 57 |
| Ea | | | | | | | | |
| Liege | 10 | 15 | 27 | 41 | 54 | 64 | 79 | 98 |
| Pant | | | | | | | | |

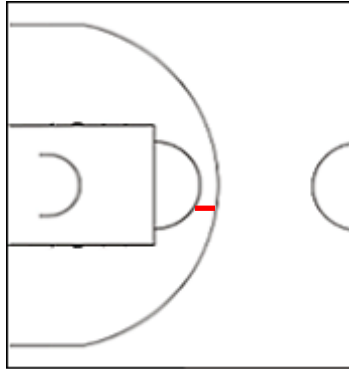
LIEGE - Liege Panthers

14 FRANQUIN Julia



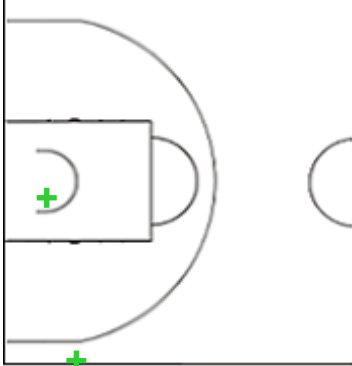
| | M / A | % |
|-------------|-------|-----|
| Fied Goals | 5 / 5 | 100 |
| 2 Points | 5 / 5 | 100 |
| 3 Points | 0 / 0 | 0 |
| Free Throws | 0 / 2 | 0 |

20 PEETERS Marie



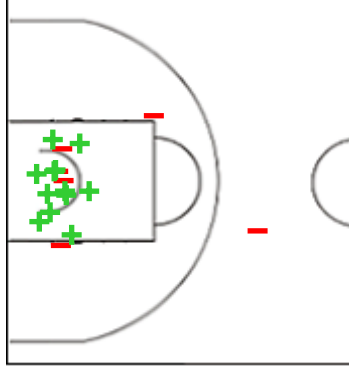
| | M / A | % |
|-------------|-------|---|
| Fied Goals | 0 / 1 | 0 |
| 2 Points | 0 / 1 | 0 |
| 3 Points | 0 / 0 | 0 |
| Free Throws | 0 / 0 | 0 |

21 SCHWARZ Lin



| | M / A | % |
|-------------|-------|-----|
| Fied Goals | 2 / 2 | 100 |
| 2 Points | 1 / 1 | 100 |
| 3 Points | 1 / 1 | 100 |
| Free Throws | 1 / 2 | 50 |

22 BREWER Brittany Autumn



| | M / A | % |
|-------------|---------|----|
| Fied Goals | 12 / 18 | 67 |
| 2 Points | 12 / 17 | 71 |
| 3 Points | 0 / 1 | 0 |
| Free Throws | 3 / 5 | 60 |

Shot Chart

ULR 57 vs 98 LIEGE

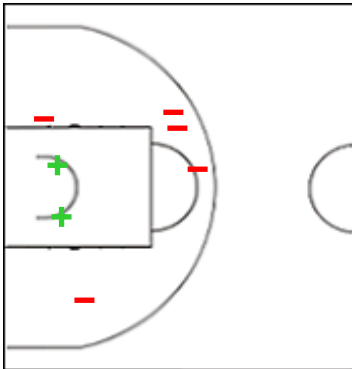
(9-15, 20-26, 13-23, 15-34)

Scoring by 5 min intervals:

| | Q1 | | Q2 | | Q3 | | Q4 | |
|---------|----|----|----|----|----|----|----|----|
| Ulriken | 4 | 9 | 18 | 29 | 34 | 42 | 48 | 57 |
| Ea | | | | | | | | |
| Liege | 10 | 15 | 27 | 41 | 54 | 64 | 79 | 98 |
| Pant | | | | | | | | |

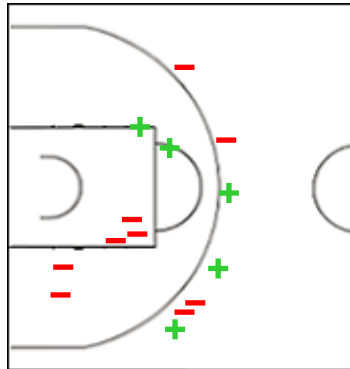
LIEGE - Liege Panthers

29 BREMER Alice



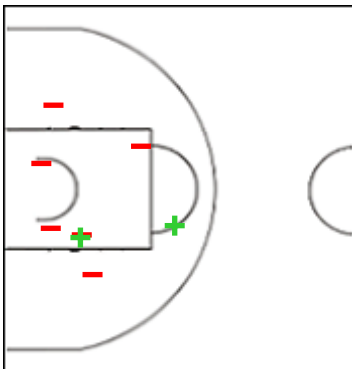
| | M / A | % |
|-------------|-------|----|
| Fied Goals | 2 / 7 | 29 |
| 2 Points | 2 / 7 | 29 |
| 3 Points | 0 / 0 | 0 |
| Free Throws | 1 / 3 | 33 |

40 ROTBERG Eden



| | M / A | % |
|-------------|--------|----|
| Fied Goals | 5 / 14 | 36 |
| 2 Points | 2 / 7 | 29 |
| 3 Points | 3 / 7 | 43 |
| Free Throws | 3 / 4 | 75 |

45 MAES Jaleesa



| | M / A | % |
|-------------|-------|----|
| Fied Goals | 2 / 8 | 25 |
| 2 Points | 2 / 8 | 25 |
| 3 Points | 0 / 0 | 0 |
| Free Throws | 0 / 0 | 0 |

Shot Chart

ULR 57 vs 98 LIEGE

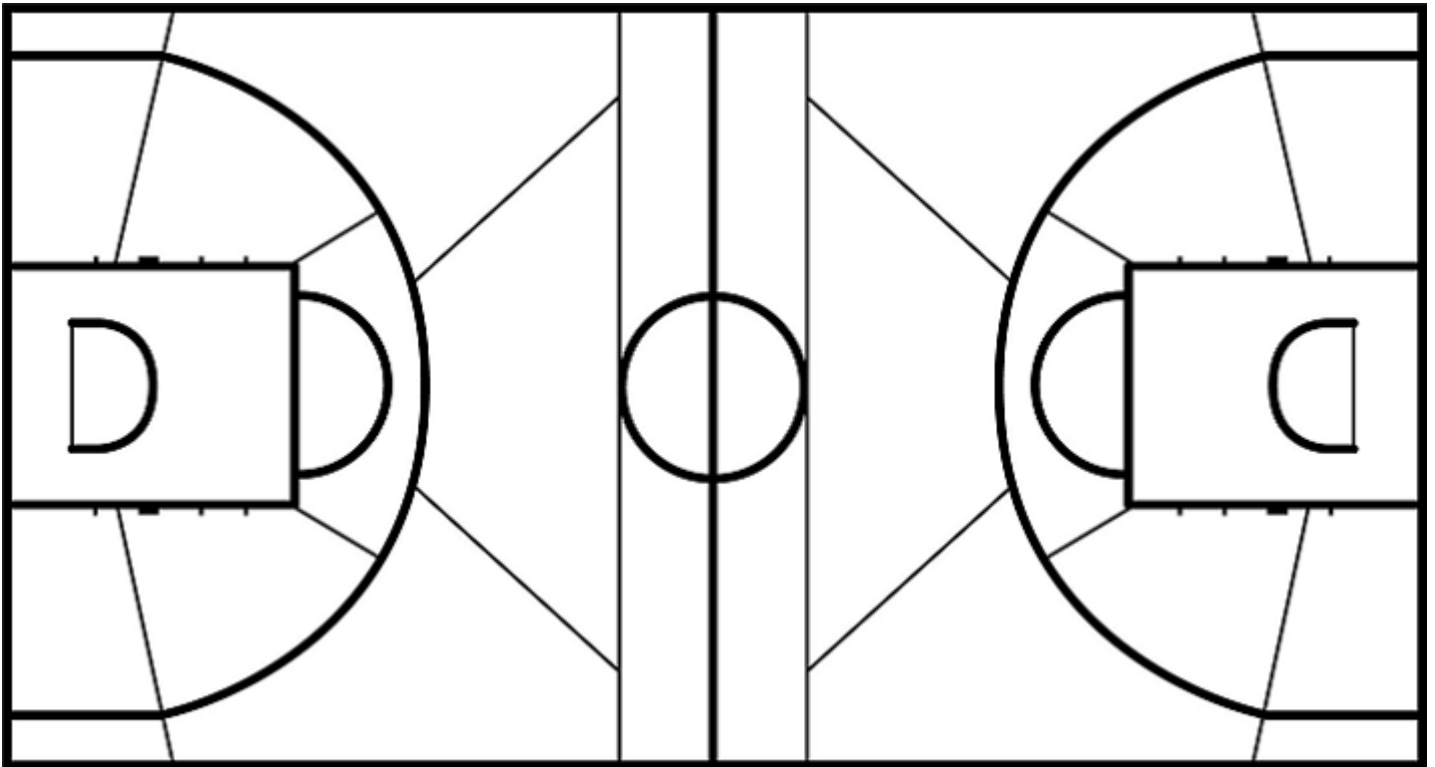
(9-15, 20-26, 13-23, 15-34)

Scoring by 5 min intervals:

| | Q1 | | Q2 | | Q3 | | Q4 | |
|---------|----|----|----|----|----|----|----|----|
| Ulriken | 4 | 9 | 18 | 29 | 34 | 42 | 48 | 57 |
| Ea | | | | | | | | |
| Liege | 10 | 15 | 27 | 41 | 54 | 64 | 79 | 98 |
| Pant | | | | | | | | |

ULR - Ulriken Eagles

LIEGE - Liege Panthers



| | M / A | % |
|-------------|---------|----|
| Fied Goals | 23 / 59 | 39 |
| 2 Points | 17 / 44 | 39 |
| 3 Points | 6 / 15 | 40 |
| Free Throws | 5 / 12 | 42 |

| % | M / A | |
|----|---------|-------------|
| 49 | 38 / 77 | Fied Goals |
| 48 | 26 / 54 | 2 Points |
| 52 | 12 / 23 | 3 Points |
| 56 | 10 / 18 | Free Throws |