

Shot Chart

OLY 103 vs 68 BDG

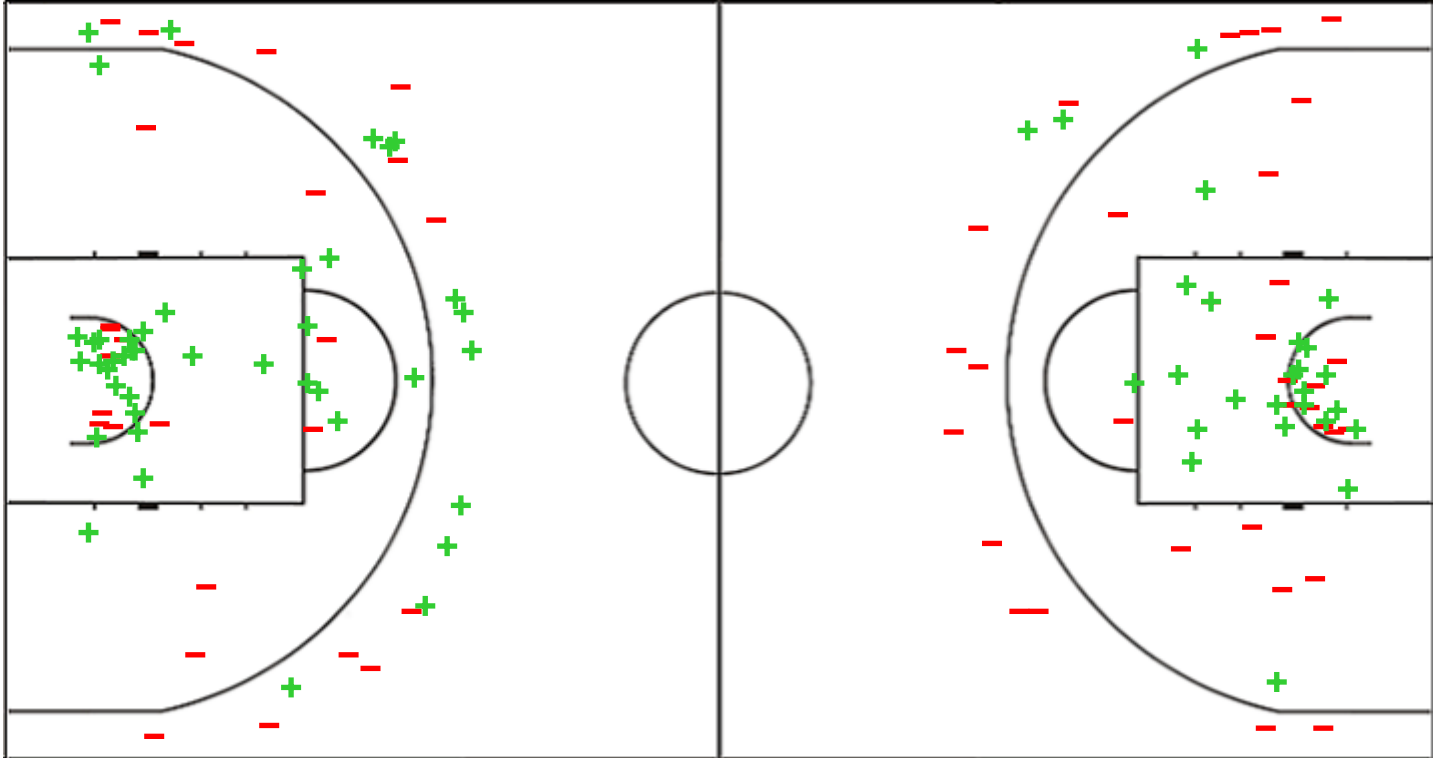
(20-8, 20-21, 37-21, 26-18)

Scoring by 5 min intervals:

| | Q1 | | Q2 | | Q3 | | Q4 | |
|------------|----|----|----|----|----|----|----|-----|
| OLY | 11 | 20 | 31 | 40 | 59 | 77 | 88 | 103 |
| BDG | 2 | 8 | 21 | 29 | 35 | 50 | 58 | 68 |

OLY - Olympiacos S.F.P.

BDG - Polskieprzetwory Bydgoszcz



| OLY | M / A | % |
|-------------|---------|----|
| Fied Goals | 42 / 68 | 62 |
| 2 Points | 30 / 44 | 68 |
| 3 Points | 12 / 24 | 50 |
| Free Throws | 7 / 11 | 64 |

| % | M / A | BDG |
|----|---------|-------------|
| 43 | 26 / 61 | Fied Goals |
| 52 | 23 / 44 | 2 Points |
| 18 | 3 / 17 | 3 Points |
| 76 | 13 / 17 | Free Throws |

Shot Chart

OLY 103 vs 68 BDG

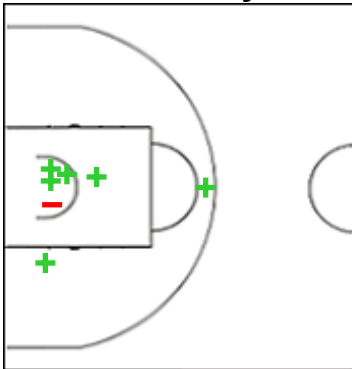
(20-8, 20-21, 37-21, 26-18)

Scoring by 5 min intervals:

| | Q1 | | Q2 | | Q3 | | Q4 | |
|------------|----|----|----|----|----|----|----|-----|
| OLY | 11 | 20 | 31 | 40 | 59 | 77 | 88 | 103 |
| BDG | 2 | 8 | 21 | 29 | 35 | 50 | 58 | 68 |

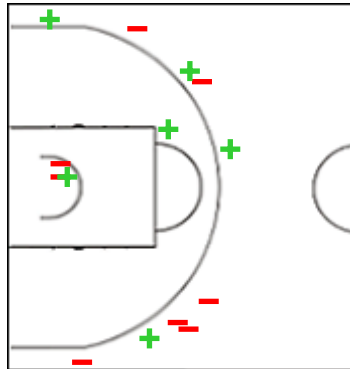
OLY - Olympiacos S.F.P.

0 COOPER Shayla Jonique



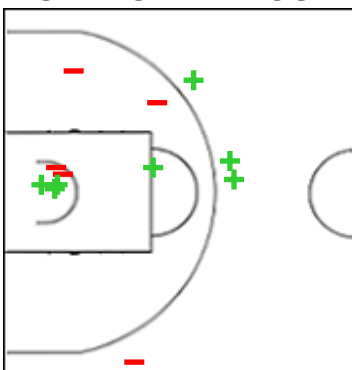
| | M / A | % |
|-------------|-------|----|
| Fied Goals | 6 / 7 | 86 |
| 2 Points | 6 / 7 | 86 |
| 3 Points | 0 / 0 | 0 |
| Free Throws | 0 / 0 | 0 |

2 TOLEFREE Alexis Renee



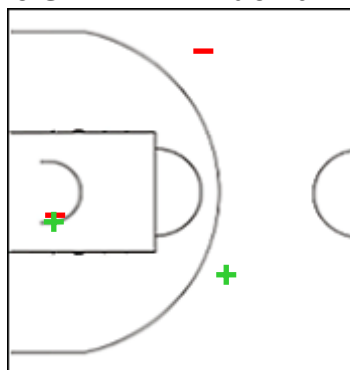
| | M / A | % |
|-------------|--------|----|
| Fied Goals | 6 / 14 | 43 |
| 2 Points | 2 / 4 | 50 |
| 3 Points | 4 / 10 | 40 |
| Free Throws | 0 / 0 | 0 |

4 STAMOLAMPROU Anna



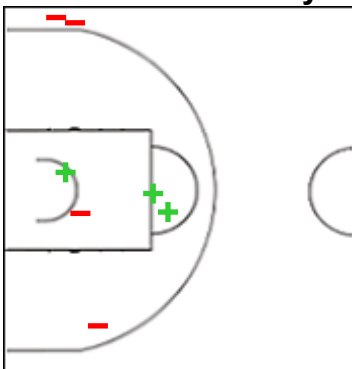
| | M / A | % |
|-------------|--------|-----|
| Fied Goals | 7 / 12 | 58 |
| 2 Points | 4 / 8 | 50 |
| 3 Points | 3 / 4 | 75 |
| Free Throws | 2 / 2 | 100 |

5 STAMATI Evdokia



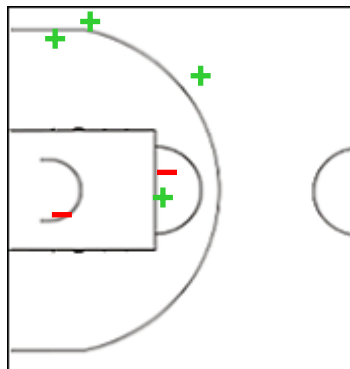
| | M / A | % |
|-------------|-------|----|
| Fied Goals | 2 / 4 | 50 |
| 2 Points | 1 / 2 | 50 |
| 3 Points | 1 / 2 | 50 |
| Free Throws | 0 / 0 | 0 |

6 ALEXANDRI Dionysia



| | M / A | % |
|-------------|-------|-----|
| Fied Goals | 3 / 7 | 43 |
| 2 Points | 3 / 5 | 60 |
| 3 Points | 0 / 2 | 0 |
| Free Throws | 2 / 2 | 100 |

11 NIKOLOPOULOU Angeliki



| | M / A | % |
|-------------|-------|-----|
| Fied Goals | 4 / 6 | 67 |
| 2 Points | 2 / 4 | 50 |
| 3 Points | 2 / 2 | 100 |
| Free Throws | 0 / 0 | 0 |

Shot Chart

OLY 103 vs 68 BDG

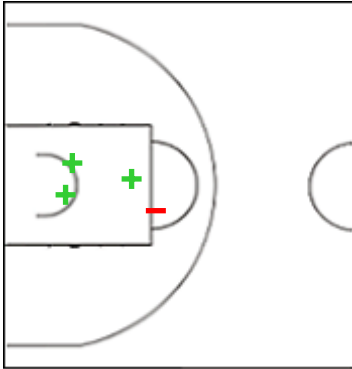
(20-8, 20-21, 37-21, 26-18)

Scoring by 5 min intervals:

| | Q1 | | Q2 | | Q3 | | Q4 | |
|------------|----|----|----|----|----|----|----|-----|
| OLY | 11 | 20 | 31 | 40 | 59 | 77 | 88 | 103 |
| BDG | 2 | 8 | 21 | 29 | 35 | 50 | 58 | 68 |

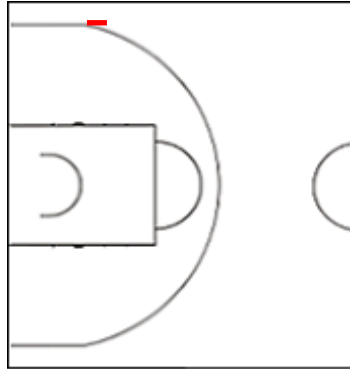
OLY - Olympiacos S.F.P.

15 FOURAKI Styliani



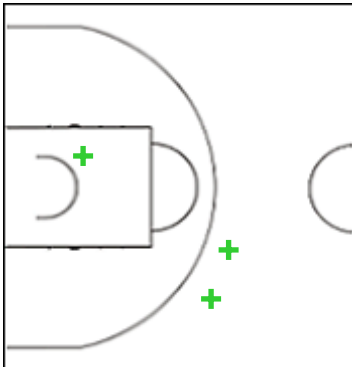
| | M / A | % |
|-------------|-------|----|
| Fied Goals | 3 / 4 | 75 |
| 2 Points | 3 / 4 | 75 |
| 3 Points | 0 / 0 | 0 |
| Free Throws | 0 / 1 | 0 |

16 DIELA Ioanna



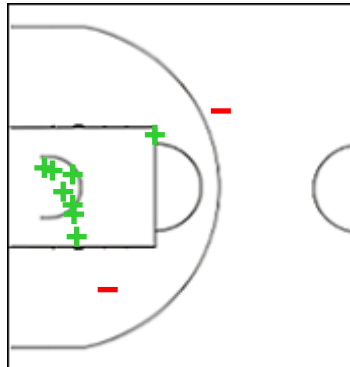
| | M / A | % |
|-------------|-------|---|
| Fied Goals | 0 / 1 | 0 |
| 2 Points | 0 / 0 | 0 |
| 3 Points | 0 / 1 | 0 |
| Free Throws | 0 / 0 | 0 |

28 VITOLA Kristine



| | M / A | % |
|-------------|-------|-----|
| Fied Goals | 3 / 3 | 100 |
| 2 Points | 1 / 1 | 100 |
| 3 Points | 2 / 2 | 100 |
| Free Throws | 3 / 4 | 75 |

44 HAMBLIN Ruth



| | M / A | % |
|-------------|--------|----|
| Fied Goals | 8 / 10 | 80 |
| 2 Points | 8 / 9 | 89 |
| 3 Points | 0 / 1 | 0 |
| Free Throws | 0 / 2 | 0 |

Shot Chart

OLY 103 vs 68 BDG

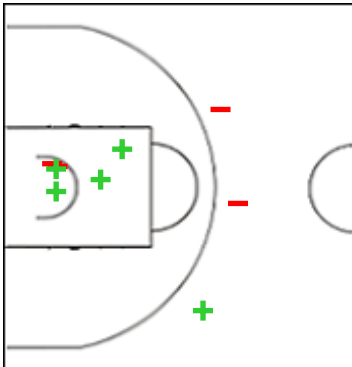
(20-8, 20-21, 37-21, 26-18)

Scoring by 5 min intervals:

| | Q1 | | Q2 | | Q3 | | Q4 | |
|------------|----|----|----|----|----|----|----|-----|
| OLY | 11 | 20 | 31 | 40 | 59 | 77 | 88 | 103 |
| BDG | 2 | 8 | 21 | 29 | 35 | 50 | 58 | 68 |

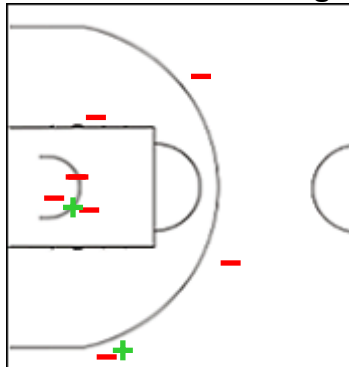
BDG - Polskieprzetwory Bydgoszcz

4 FONTAINE Nathalie



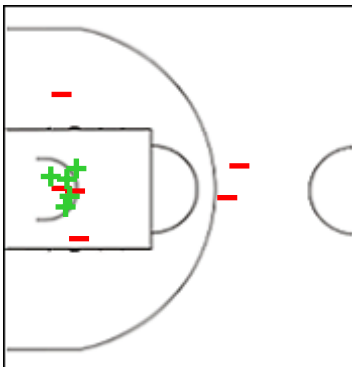
| | M / A | % |
|-------------|-------|----|
| Fied Goals | 5 / 9 | 56 |
| 2 Points | 4 / 6 | 67 |
| 3 Points | 1 / 3 | 33 |
| Free Throws | 3 / 4 | 75 |

6 STANKIEWICZ Angelika



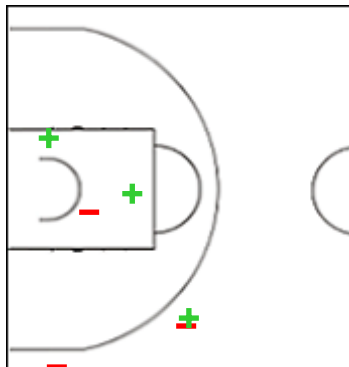
| | M / A | % |
|-------------|--------|-----|
| Fied Goals | 2 / 10 | 20 |
| 2 Points | 1 / 6 | 17 |
| 3 Points | 1 / 4 | 25 |
| Free Throws | 1 / 1 | 100 |

8 ALLEYNE Jillian Chantel



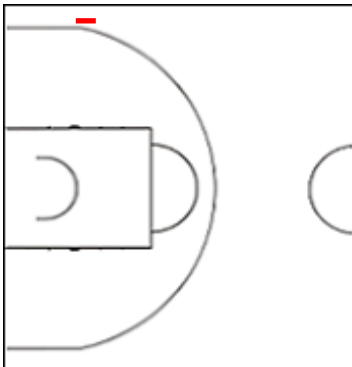
| | M / A | % |
|-------------|--------|----|
| Fied Goals | 5 / 11 | 45 |
| 2 Points | 5 / 9 | 56 |
| 3 Points | 0 / 2 | 0 |
| Free Throws | 3 / 5 | 60 |

10 SOBIECH Wiktoria Karolina



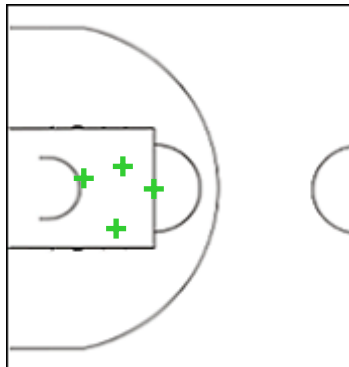
| | M / A | % |
|-------------|-------|----|
| Fied Goals | 3 / 6 | 50 |
| 2 Points | 2 / 3 | 67 |
| 3 Points | 1 / 3 | 33 |
| Free Throws | 0 / 0 | 0 |

11 ZMIERCZAK Aleksandra



| | M / A | % |
|-------------|-------|---|
| Fied Goals | 0 / 1 | 0 |
| 2 Points | 0 / 0 | 0 |
| 3 Points | 0 / 1 | 0 |
| Free Throws | 0 / 0 | 0 |

14 POBOZY Karolina



| | M / A | % |
|-------------|-------|-----|
| Fied Goals | 4 / 4 | 100 |
| 2 Points | 4 / 4 | 100 |
| 3 Points | 0 / 0 | 0 |
| Free Throws | 0 / 0 | 0 |

Shot Chart

OLY 103 vs 68 BDG

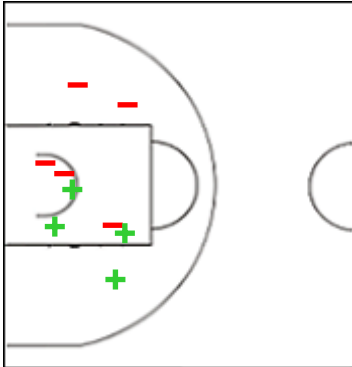
(20-8, 20-21, 37-21, 26-18)

Scoring by 5 min intervals:

| | Q1 | | Q2 | | Q3 | | Q4 | |
|------------|----|----|----|----|----|----|----|-----|
| OLY | 11 | 20 | 31 | 40 | 59 | 77 | 88 | 103 |
| BDG | 2 | 8 | 21 | 29 | 35 | 50 | 58 | 68 |

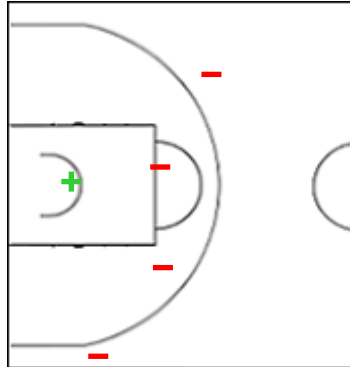
BDG - Polskieprzetwory Bydgoszcz

21 MISKINIENE Laura



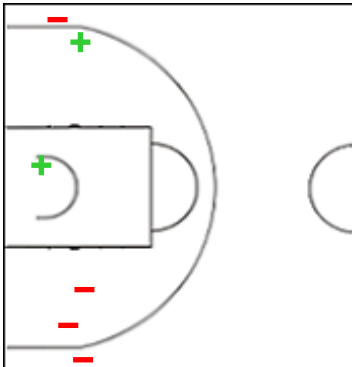
| | M / A | % |
|-------------|-------|----|
| Fied Goals | 4 / 9 | 44 |
| 2 Points | 4 / 9 | 44 |
| 3 Points | 0 / 0 | 0 |
| Free Throws | 0 / 0 | 0 |

22 HOUSER Michaela Duran



| | M / A | % |
|-------------|-------|----|
| Fied Goals | 1 / 5 | 20 |
| 2 Points | 1 / 3 | 33 |
| 3 Points | 0 / 2 | 0 |
| Free Throws | 0 / 0 | 0 |

25 MICHALEK Karina



| | M / A | % |
|-------------|-------|----|
| Fied Goals | 2 / 6 | 33 |
| 2 Points | 2 / 4 | 50 |
| 3 Points | 0 / 2 | 0 |
| Free Throws | 6 / 7 | 86 |

Shot Chart

OLY 103 vs 68 BDG

(20-8, 20-21, 37-21, 26-18)

Scoring by 5 min intervals:

| | Q1 | | Q2 | | Q3 | | Q4 | |
|------------|----|----|----|----|----|----|----|-----|
| OLY | 11 | 20 | 31 | 40 | 59 | 77 | 88 | 103 |
| BDG | 2 | 8 | 21 | 29 | 35 | 50 | 58 | 68 |

OLY - Olympiacos S.F.P.

BDG - Polskieprzetwory Bydgoszcz



| | M / A | % |
|--------------------|---------|----|
| Fied Goals | 42 / 68 | 62 |
| 2 Points | 30 / 44 | 68 |
| 3 Points | 12 / 24 | 50 |
| Free Throws | 7 / 11 | 64 |

| % | M / A | |
|----|---------|--------------------|
| 43 | 26 / 61 | Fied Goals |
| 52 | 23 / 44 | 2 Points |
| 18 | 3 / 17 | 3 Points |
| 76 | 13 / 17 | Free Throws |