

## Shot Chart

### HAT 100 vs 76 ENI

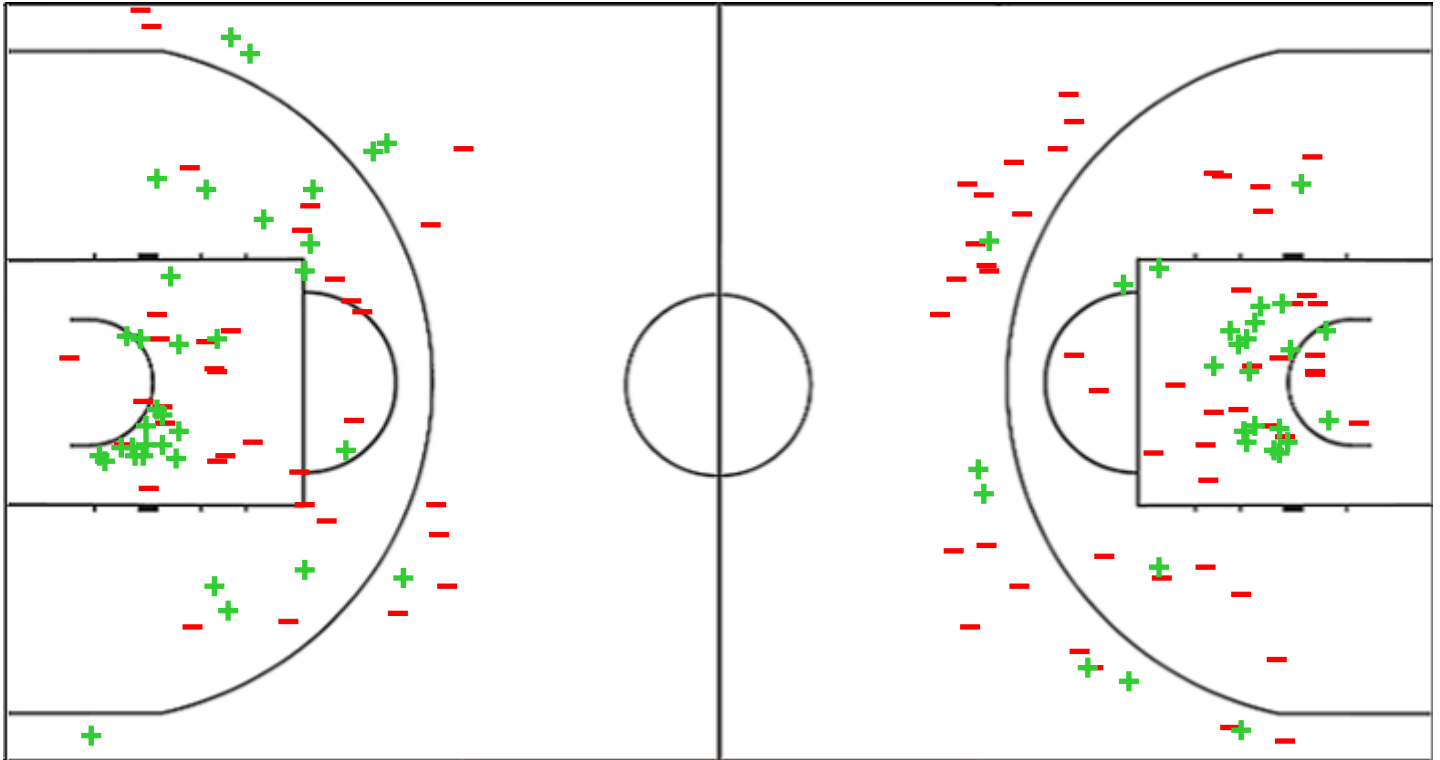
(24-19, 29-23, 27-19, 20-15)

Scoring by 5 min intervals:

	Q1		Q2		Q3		Q4	
<b>HAT</b>	8	24	34	53	65	80	90	100
<b>ENI</b>	6	19	31	42	51	61	67	76

#### HAT - Hatayspor Kulubu Dernegi

#### ENI - Enisey Krasnoyarsk Region



<b>HAT</b>	M / A	%
<b>Fied Goals</b>	34 / 70	49
<b>2 Points</b>	28 / 55	51
<b>3 Points</b>	6 / 15	40
<b>Free Throws</b>	26 / 30	87

<b>ENI</b>	M / A	%
<b>Fied Goals</b>	28 / 78	36
<b>2 Points</b>	22 / 52	42
<b>3 Points</b>	6 / 26	23
<b>Free Throws</b>	14 / 19	74

## Shot Chart

### HAT 100 vs 76 ENI

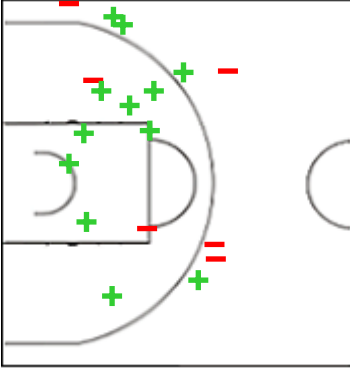
(24-19, 29-23, 27-19, 20-15)

Scoring by 5 min intervals:

	Q1		Q2		Q3		Q4	
<b>HAT</b>	8	24	34	53	65	80	90	100
<b>ENI</b>	6	19	31	42	51	61	67	76

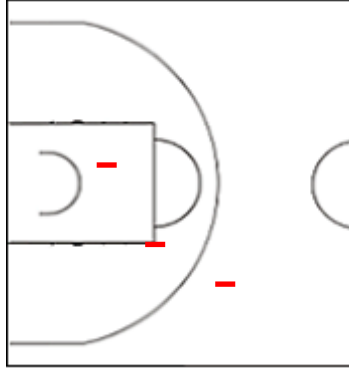
### HAT - Hatayspor Kulubu Dernegi

#### 3 ELLENBERG-WILEY Aaryn



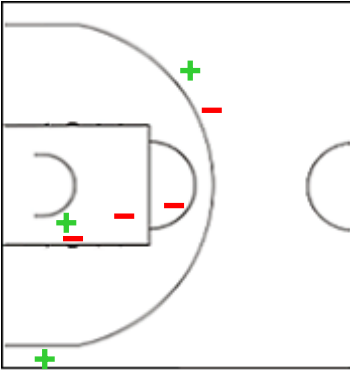
	M / A	%
Fied Goals	12 / 18	67
2 Points	8 / 10	80
3 Points	4 / 8	50
Free Throws	2 / 2	100

#### 5 GORINI Maddalena



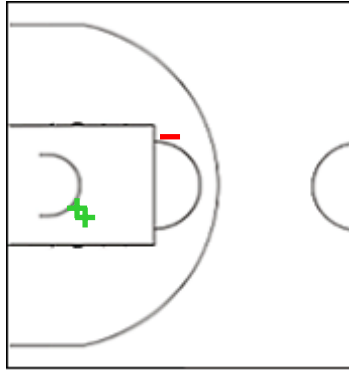
	M / A	%
Fied Goals	0 / 3	0
2 Points	0 / 2	0
3 Points	0 / 1	0
Free Throws	0 / 0	0

#### 6 AKBAS Busra



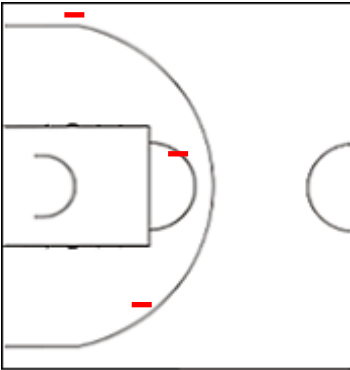
	M / A	%
Fied Goals	3 / 7	43
2 Points	1 / 4	25
3 Points	2 / 3	67
Free Throws	2 / 2	100

#### 7 GUNAY Aysegul



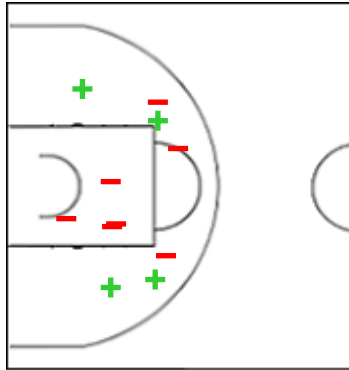
	M / A	%
Fied Goals	2 / 3	67
2 Points	2 / 3	67
3 Points	0 / 0	0
Free Throws	2 / 2	100

#### 8 AKGÜN BÜSRA



	M / A	%
Fied Goals	0 / 3	0
2 Points	0 / 1	0
3 Points	0 / 2	0
Free Throws	0 / 0	0

#### 9 CAGLAR OKTEN Bahar



	M / A	%
Fied Goals	4 / 11	36
2 Points	4 / 11	36
3 Points	0 / 0	0
Free Throws	7 / 8	88

## Shot Chart

### HAT 100 vs 76 ENI

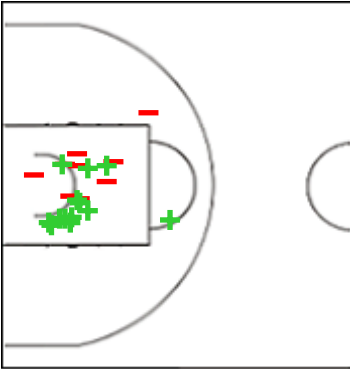
(24-19, 29-23, 27-19, 20-15)

Scoring by 5 min intervals:

	Q1		Q2		Q3		Q4	
<b>HAT</b>	8	24	34	53	65	80	90	100
<b>ENI</b>	6	19	31	42	51	61	67	76

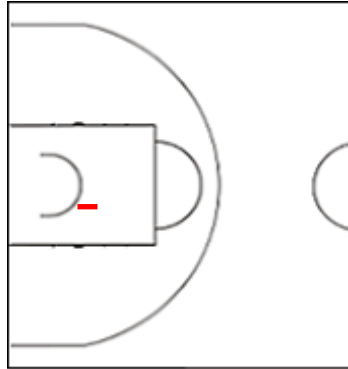
### HAT - Hatayspor Kulubu Dernegi

#### 21 BROWN Kalani



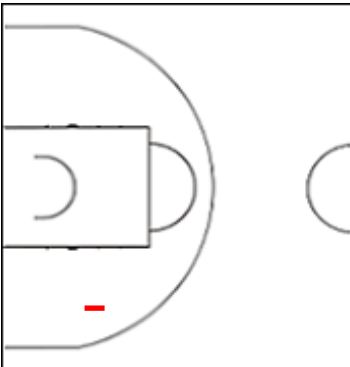
	M / A	%
Fied Goals	13 / 22	59
2 Points	13 / 22	59
3 Points	0 / 0	0
Free Throws	11 / 14	79

#### 24 EMIRTEKIN Elif



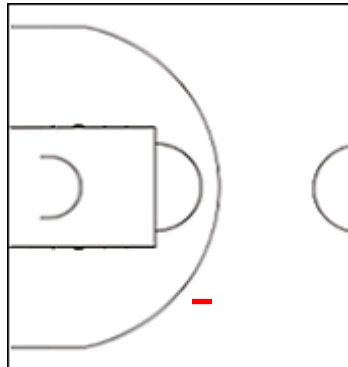
	M / A	%
Fied Goals	0 / 1	0
2 Points	0 / 1	0
3 Points	0 / 0	0
Free Throws	0 / 0	0

#### 29 LAFATAN Melis Dilara



	M / A	%
Fied Goals	0 / 1	0
2 Points	0 / 1	0
3 Points	0 / 0	0
Free Throws	0 / 0	0

#### 55 DOGAN Gokce



	M / A	%
Fied Goals	0 / 1	0
2 Points	0 / 0	0
3 Points	0 / 1	0
Free Throws	2 / 2	100

## Shot Chart

### HAT 100 vs 76 ENI

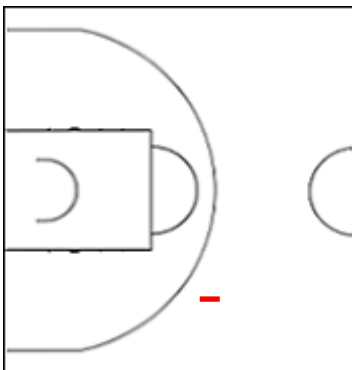
(24-19, 29-23, 27-19, 20-15)

Scoring by 5 min intervals:

	Q1		Q2		Q3		Q4	
<b>HAT</b>	8	24	34	53	65	80	90	100
<b>ENI</b>	6	19	31	42	51	61	67	76

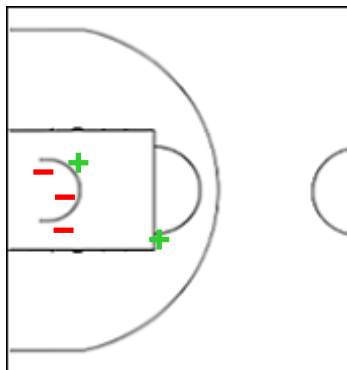
### ENI - Enisey Krasnoyarsk Region

#### 00 SHCHETINA Elizaveta



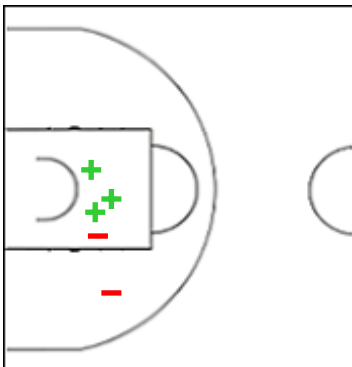
	M / A	%
Fied Goals	0 / 1	0
2 Points	0 / 0	0
3 Points	0 / 1	0
Free Throws	0 / 0	0

#### 1 JONES N'Dea



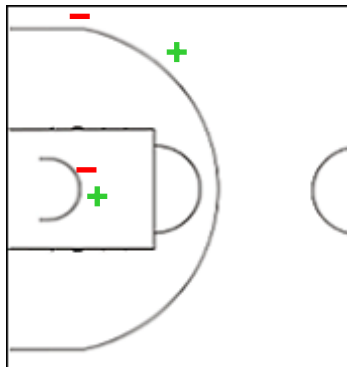
	M / A	%
Fied Goals	2 / 5	40
2 Points	2 / 5	40
3 Points	0 / 0	0
Free Throws	3 / 3	100

#### 7 MATVEEVA Arseniia



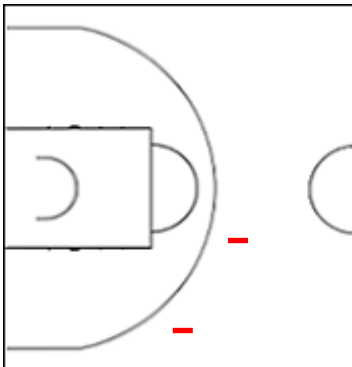
	M / A	%
Fied Goals	3 / 5	60
2 Points	3 / 5	60
3 Points	0 / 0	0
Free Throws	1 / 2	50

#### 14 BRATCHIKOVA Elizaveta



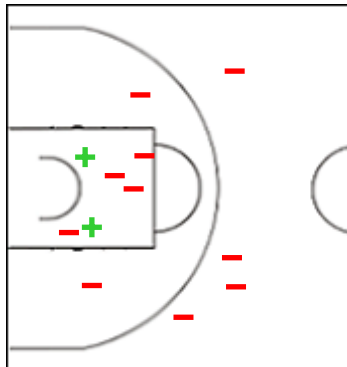
	M / A	%
Fied Goals	2 / 4	50
2 Points	1 / 2	50
3 Points	1 / 2	50
Free Throws	0 / 0	0

#### 23 PASHKOVSKAIA Iana



	M / A	%
Fied Goals	0 / 2	0
2 Points	0 / 0	0
3 Points	0 / 2	0
Free Throws	1 / 2	50

#### 31 NARED Jaime Nicole



	M / A	%
Fied Goals	2 / 12	17
2 Points	2 / 8	25
3 Points	0 / 4	0
Free Throws	2 / 2	100

## Shot Chart

### HAT 100 vs 76 ENI

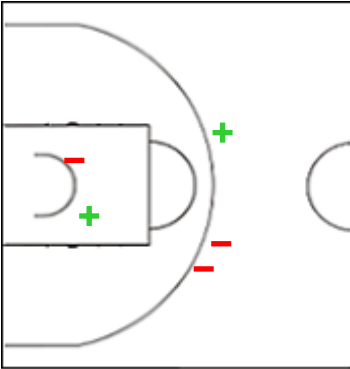
(24-19, 29-23, 27-19, 20-15)

Scoring by 5 min intervals:

	Q1		Q2		Q3		Q4	
<b>HAT</b>	8	24	34	53	65	80	90	100
<b>ENI</b>	6	19	31	42	51	61	67	76

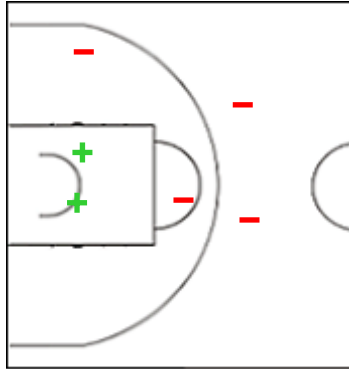
### ENI - Enisey Krasnoyarsk Region

#### 32 PACHURINA Anna



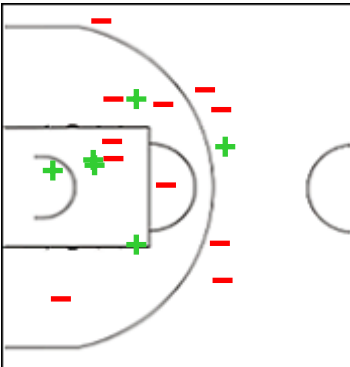
	M / A	%
Fied Goals	2 / 5	40
2 Points	1 / 2	50
3 Points	1 / 3	33
Free Throws	1 / 2	50

#### 33 LATSGAL Alisa



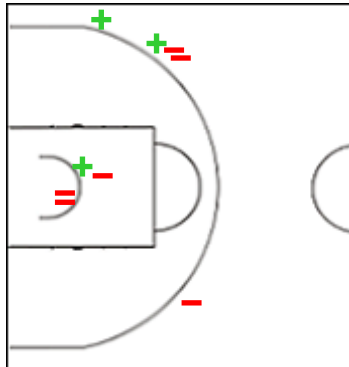
	M / A	%
Fied Goals	2 / 6	33
2 Points	2 / 4	50
3 Points	0 / 2	0
Free Throws	4 / 6	67

#### 35 VANLOO Julie



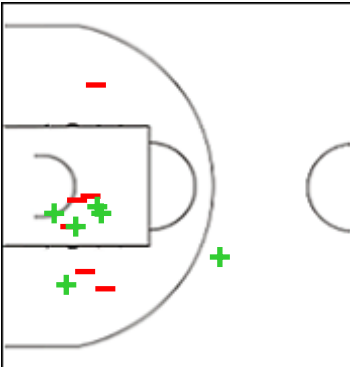
	M / A	%
Fied Goals	6 / 17	35
2 Points	5 / 11	45
3 Points	1 / 6	17
Free Throws	2 / 2	100

#### 43 KRYMOVA Elizaveta



	M / A	%
Fied Goals	3 / 9	33
2 Points	1 / 4	25
3 Points	2 / 5	40
Free Throws	0 / 0	0

#### 64 KORNIENKO Sofia



	M / A	%
Fied Goals	6 / 12	50
2 Points	5 / 11	45
3 Points	1 / 1	100
Free Throws	0 / 0	0

## Shot Chart

### HAT 100 vs 76 ENI

(24-19, 29-23, 27-19, 20-15)

Scoring by 5 min intervals:

	Q1		Q2		Q3		Q4	
<b>HAT</b>	8	24	34	53	65	80	90	100
<b>ENI</b>	6	19	31	42	51	61	67	76

#### HAT - Hatayspor Kulubu Dernegi

#### ENI - Enisey Krasnoyarsk Region



	M / A	%
<b>Fied Goals</b>	34 / 70	49
<b>2 Points</b>	28 / 55	51
<b>3 Points</b>	6 / 15	40
<b>Free Throws</b>	26 / 30	87

%	M / A	
36	28 / 78	<b>Fied Goals</b>
42	22 / 52	<b>2 Points</b>
23	6 / 26	<b>3 Points</b>
74	14 / 19	<b>Free Throws</b>