

Shot Chart

CSATA 82 vs 77 NIKA

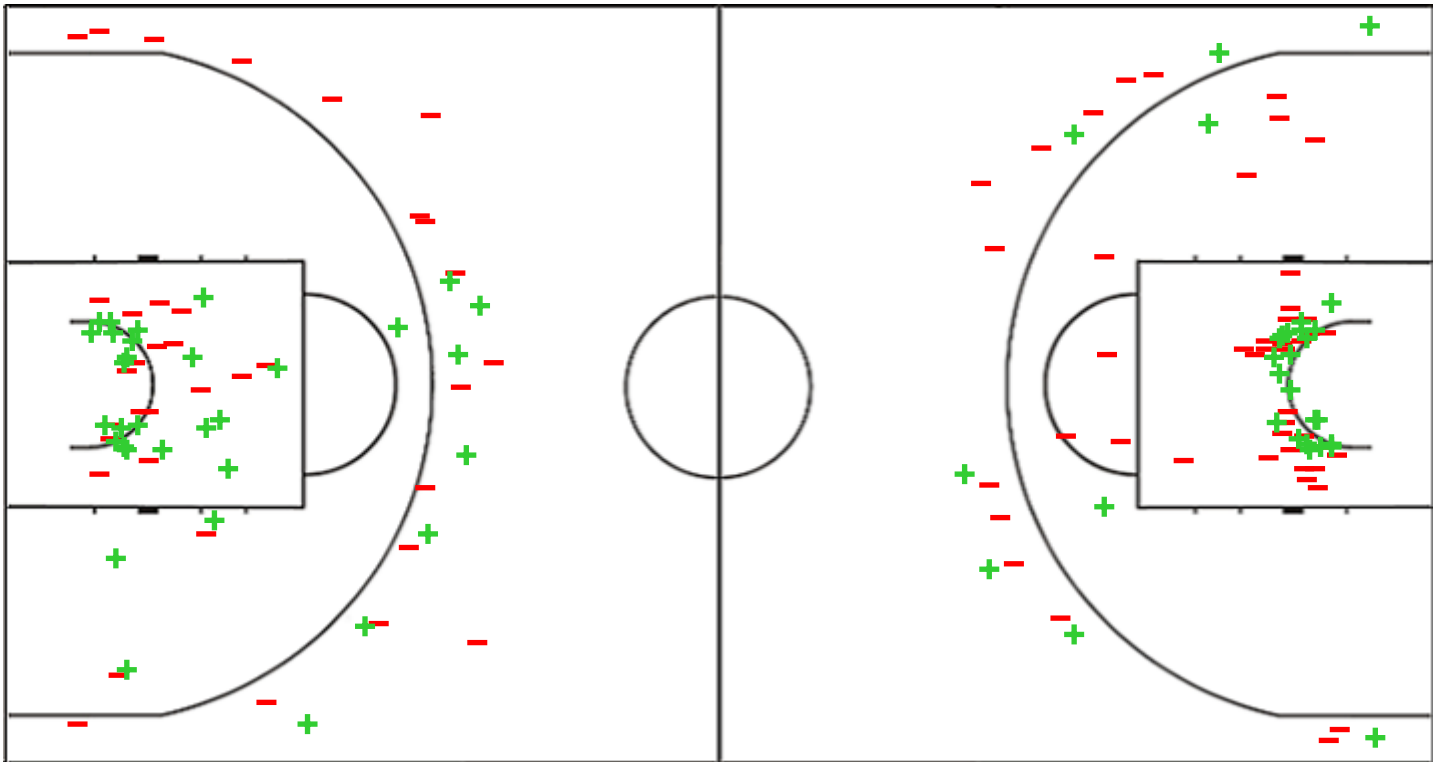
(25-24, 16-16, 25-20, 7-13, 9-4)

Scoring by 5 min intervals:

	Q1		Q2		Q3		Q4		OT1
Ludovika-F	8	25	30	41	52	66	68	73	82
NIKA	11	24	28	40	51	60	66	73	77

CSATA - Ludovika-FCSM Csata

NIKA - "NIKA" Syktyvkar



CSATA	M / A	%
Fied Goals	32 / 68	47
2 Points	25 / 44	57
3 Points	7 / 24	29
Free Throws	11 / 13	85

%	M / A	NIKA
39	30 / 77	Fied Goals
40	23 / 58	2 Points
37	7 / 19	3 Points
53	10 / 19	Free Throws

Shot Chart

CSATA 82 vs 77 NIKA

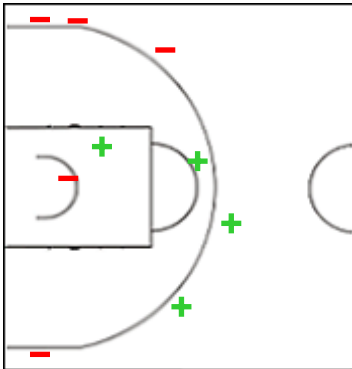
(25-24, 16-16, 25-20, 7-13, 9-4)

Scoring by 5 min intervals:

	Q1		Q2		Q3		Q4		OT1
Ludovika-F	8	25	30	41	52	66	68	73	82
NIKA	11	24	28	40	51	60	66	73	77

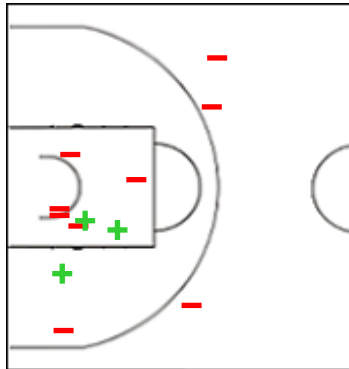
CSATA - Ludovika-FCSM Csata

6 SIMON Zsafia



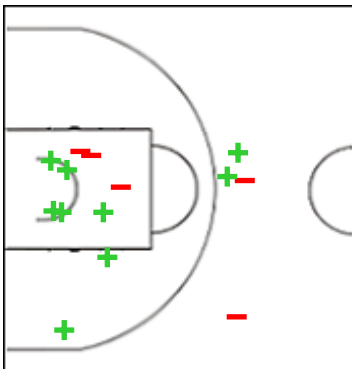
	M / A	%
Fied Goals	4 / 9	44
2 Points	2 / 3	67
3 Points	2 / 6	33
Free Throws	0 / 0	0

8 HORVATH Bernadett



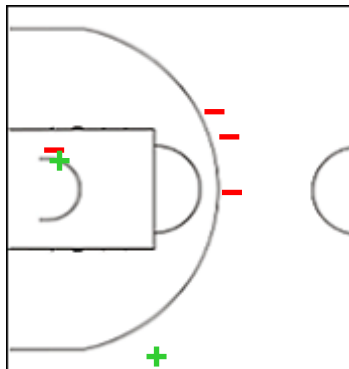
	M / A	%
Fied Goals	3 / 12	25
2 Points	3 / 9	33
3 Points	0 / 3	0
Free Throws	3 / 4	75

13 LELIK Reka



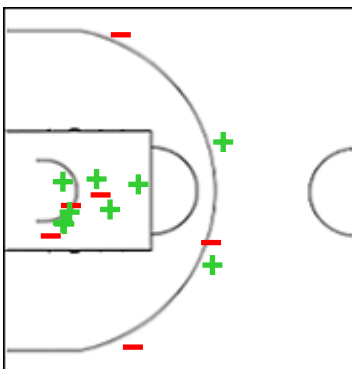
	M / A	%
Fied Goals	9 / 14	64
2 Points	7 / 10	70
3 Points	2 / 4	50
Free Throws	2 / 2	100

23 GYONGYOSI Janka



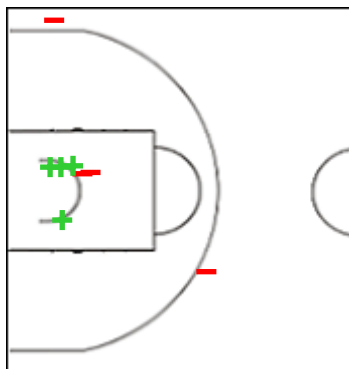
	M / A	%
Fied Goals	2 / 6	33
2 Points	1 / 2	50
3 Points	1 / 4	25
Free Throws	0 / 0	0

31 HEGEDÜS Janka



	M / A	%
Fied Goals	9 / 15	60
2 Points	7 / 10	70
3 Points	2 / 5	40
Free Throws	3 / 3	100

35 CAREY Stasha



	M / A	%
Fied Goals	4 / 8	50
2 Points	4 / 6	67
3 Points	0 / 2	0
Free Throws	3 / 4	75

Shot Chart

CSATA 82 vs 77 NIKA

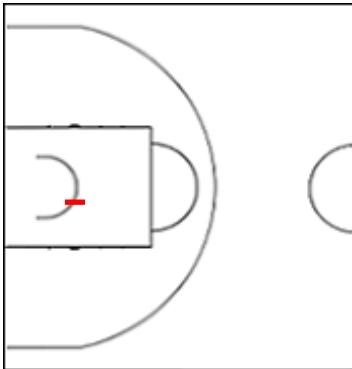
(25-24, 16-16, 25-20, 7-13, 9-4)

Scoring by 5 min intervals:

	Q1		Q2		Q3		Q4		OT1
Ludovika-F	8	25	30	41	52	66	68	73	82
NIKA	11	24	28	40	51	60	66	73	77

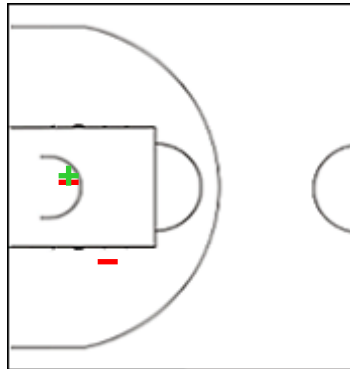
CSATA - Ludovika-FCSM Csata

42 TOMAN Petra



	M / A	%
Fied Goals	0 / 1	0
2 Points	0 / 1	0
3 Points	0 / 0	0
Free Throws	0 / 0	0

44 BÖRÖNDY Vivien



	M / A	%
Fied Goals	1 / 3	33
2 Points	1 / 3	33
3 Points	0 / 0	0
Free Throws	0 / 0	0

Shot Chart

CSATA 82 vs 77 NIKA

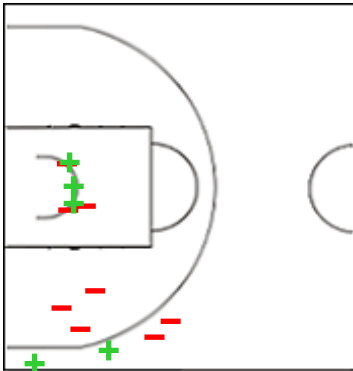
(25-24, 16-16, 25-20, 7-13, 9-4)

Scoring by 5 min intervals:

	Q1		Q2		Q3		Q4		OT1
Ludovika-F	8	25	30	41	52	66	68	73	82
NIKA	11	24	28	40	51	60	66	73	77

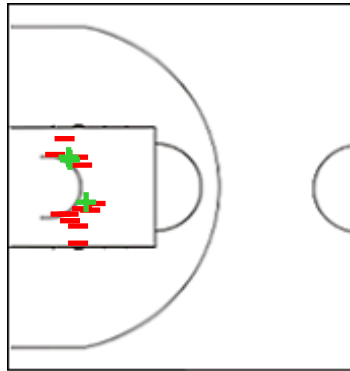
NIKA - "NIKA" Syktyvkar

3 CHEREPANOVA Mariia



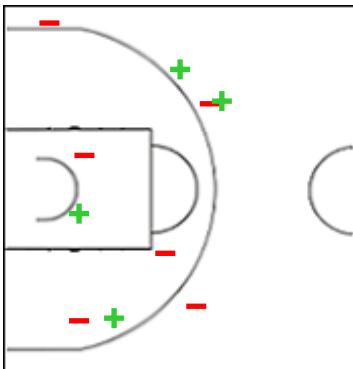
	M / A	%
Fied Goals	5 / 13	38
2 Points	3 / 9	33
3 Points	2 / 4	50
Free Throws	1 / 4	25

4 MUSINA Raisa



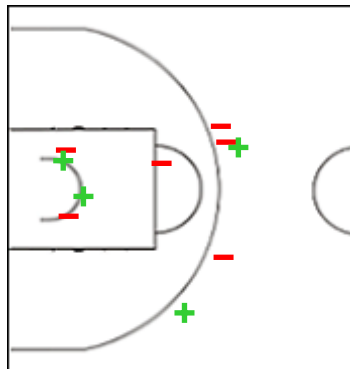
	M / A	%
Fied Goals	3 / 15	20
2 Points	3 / 15	20
3 Points	0 / 0	0
Free Throws	4 / 4	100

5 GOLDYREVA Marina



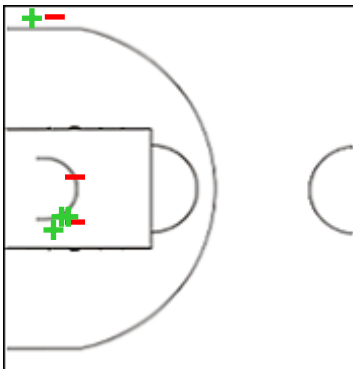
	M / A	%
Fied Goals	4 / 10	40
2 Points	2 / 5	40
3 Points	2 / 5	40
Free Throws	3 / 6	50

7 PSAREVA Varvara



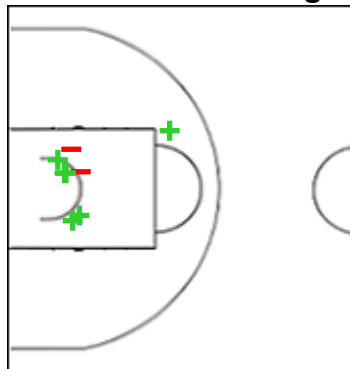
	M / A	%
Fied Goals	4 / 10	40
2 Points	2 / 5	40
3 Points	2 / 5	40
Free Throws	0 / 0	0

9 MARCHENKOVA Alexandra



	M / A	%
Fied Goals	4 / 7	57
2 Points	3 / 5	60
3 Points	1 / 2	50
Free Throws	0 / 0	0

15 COULIBALY Naignouma



	M / A	%
Fied Goals	6 / 8	75
2 Points	6 / 8	75
3 Points	0 / 0	0
Free Throws	0 / 1	0

Shot Chart

CSATA 82 vs 77 NIKA

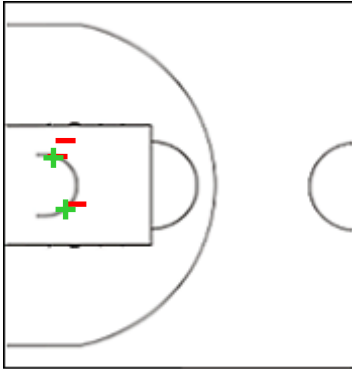
(25-24, 16-16, 25-20, 7-13, 9-4)

Scoring by 5 min intervals:

	Q1		Q2		Q3		Q4		OT1
Ludovika-F	8	25	30	41	52	66	68	73	82
NIKA	11	24	28	40	51	60	66	73	77

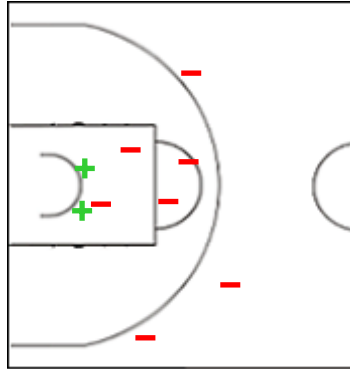
NIKA - "NIKA" Syktyvkar

41 KOZHUKHAR Valentina



	M / A	%
Fied Goals	2 / 5	40
2 Points	2 / 5	40
3 Points	0 / 0	0
Free Throws	1 / 2	50

52 HARRIS Tyasha



	M / A	%
Fied Goals	2 / 9	22
2 Points	2 / 6	33
3 Points	0 / 3	0
Free Throws	1 / 2	50

Shot Chart

CSATA 82 vs 77 NIKA

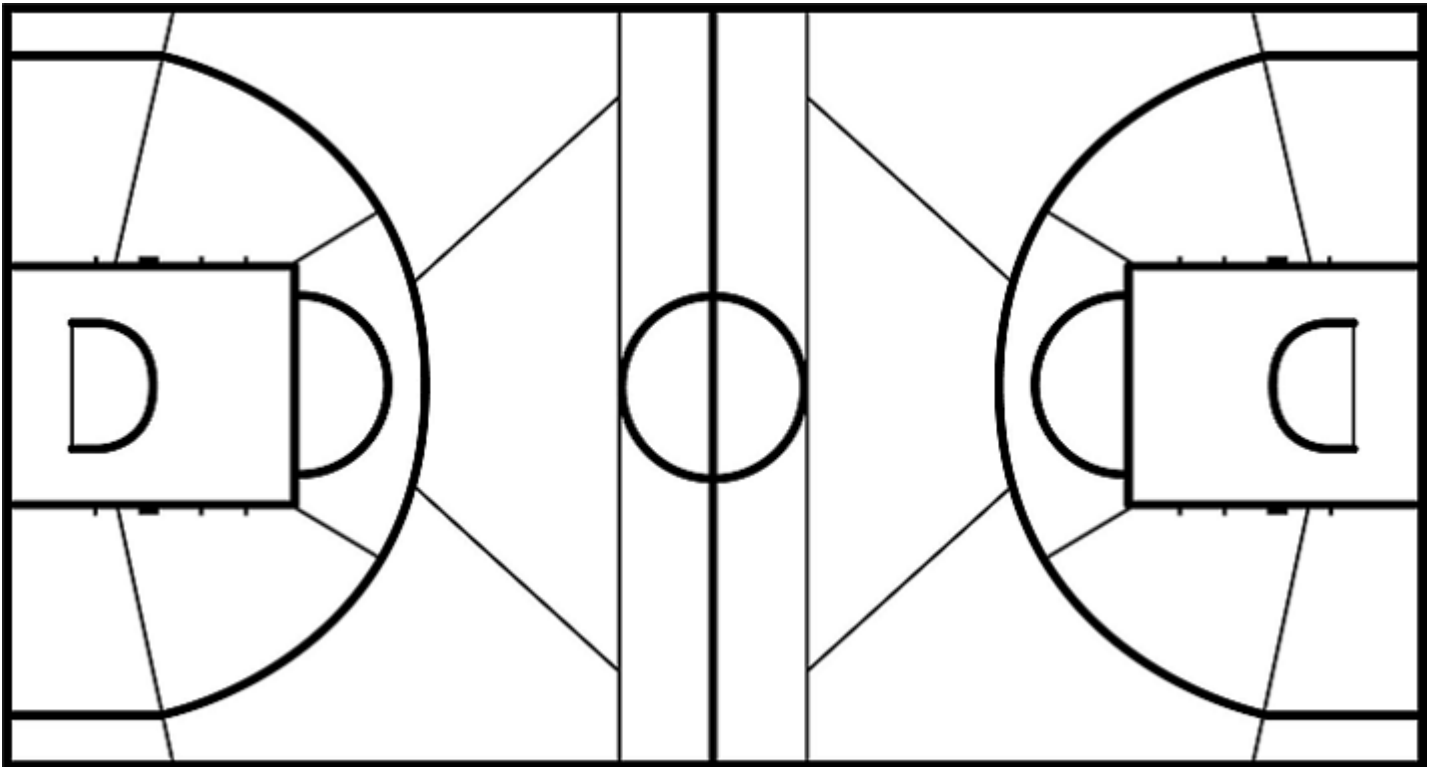
(25-24, 16-16, 25-20, 7-13, 9-4)

Scoring by 5 min intervals:

	Q1		Q2		Q3		Q4		OT1
Ludovika-F	8	25	30	41	52	66	68	73	82
NIKA	11	24	28	40	51	60	66	73	77

CSATA - Ludovika-FCSM Csata

NIKA - "NIKA" Syktyvkar



	M / A	%
Fied Goals	32 / 68	47
2 Points	25 / 44	57
3 Points	7 / 24	29
Free Throws	11 / 13	85

%	M / A	
39	30 / 77	Fied Goals
40	23 / 58	2 Points
37	7 / 19	3 Points
53	10 / 19	Free Throws