

## Shot Chart

### SSIC 80 vs 78 PROM

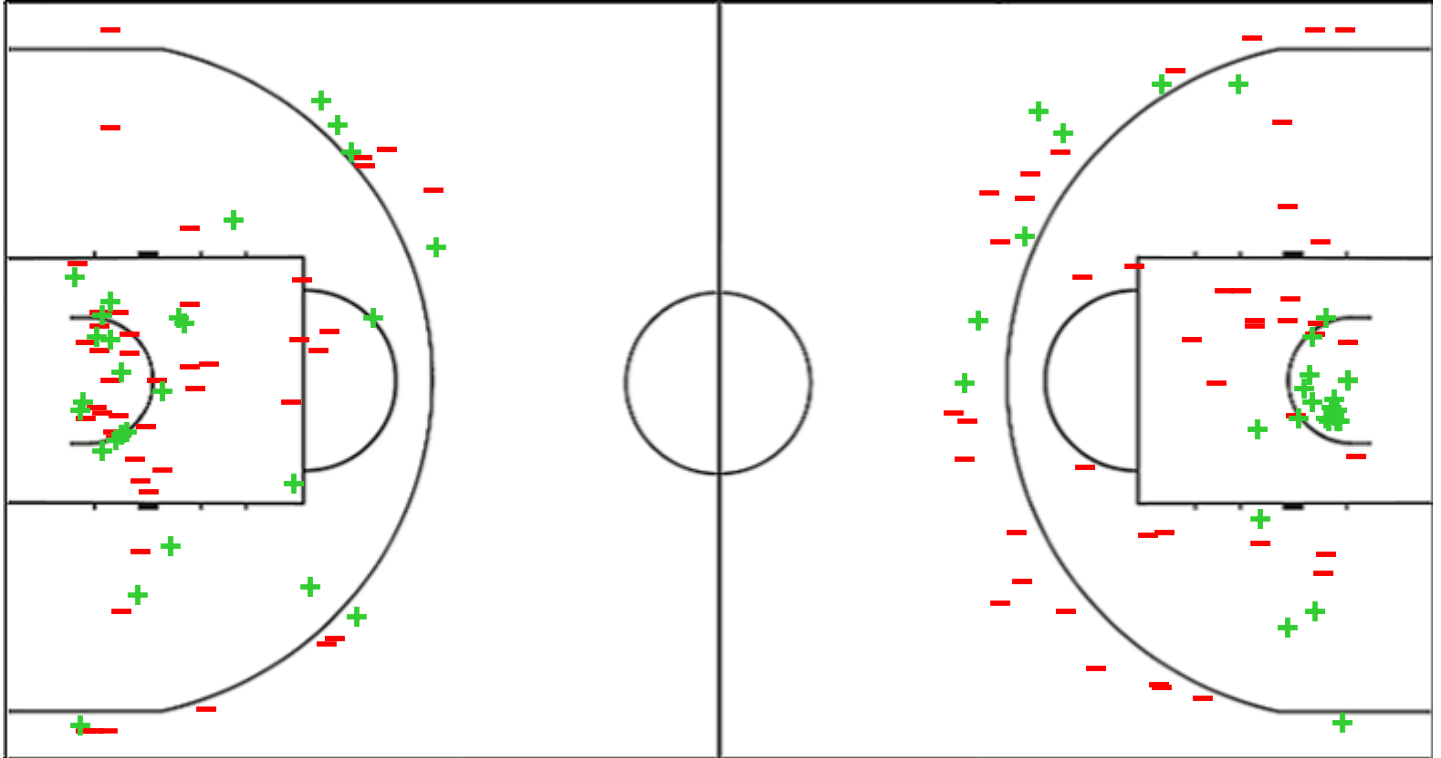
(12-18, 36-25, 18-14, 14-21)

Scoring by 5 min intervals:

	Q1		Q2		Q3		Q4	
<b>SSIC</b>	2	12	28	48	59	66	71	80
<b>PROM</b>	6	18	23	43	49	57	66	78

SSIC - ACS SEPSI-SIC

PROM - BC Prometey



SSIC	M / A	%
Fied Goals	27 / 73	37
2 Points	21 / 56	38
3 Points	6 / 17	35
Free Throws	20 / 24	83

%	M / A	PROM
38	28 / 73	Fied Goals
46	21 / 46	2 Points
26	7 / 27	3 Points
75	15 / 20	Free Throws

## Shot Chart

### SSIC 80 vs 78 PROM

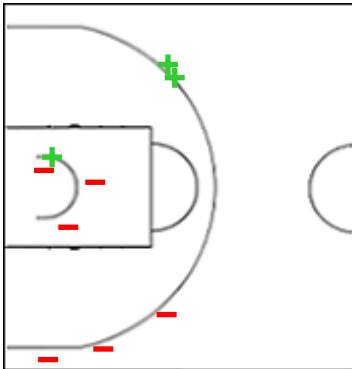
(12-18, 36-25, 18-14, 14-21)

Scoring by 5 min intervals:

	Q1		Q2		Q3		Q4	
<b>SSIC</b>	2	12	28	48	59	66	71	80
<b>PROM</b>	6	18	23	43	49	57	66	78

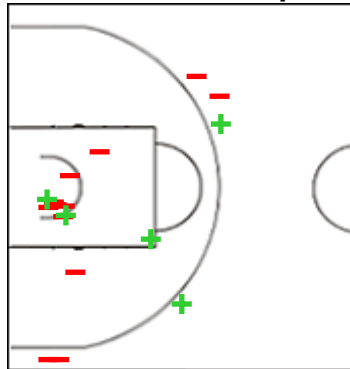
### SSIC - ACS SEPSI-SIC

#### 5 PASIC Jovana



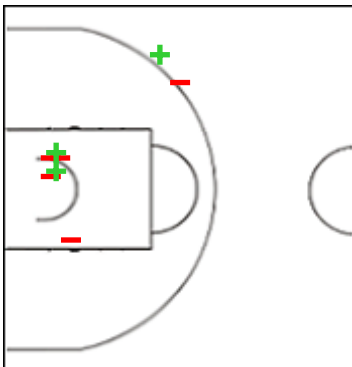
	M / A	%
Fied Goals	3 / 9	33
2 Points	1 / 4	25
3 Points	2 / 5	40
Free Throws	2 / 2	100

#### 6 WALLACE Shaqwedia



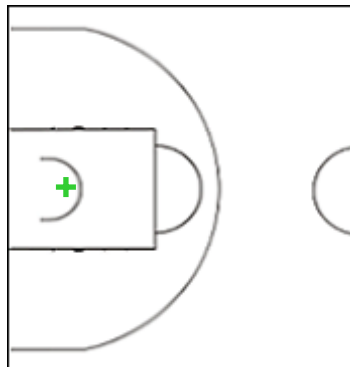
	M / A	%
Fied Goals	5 / 17	29
2 Points	3 / 11	27
3 Points	2 / 6	33
Free Throws	3 / 3	100

#### 7 GHIZILA Ioana



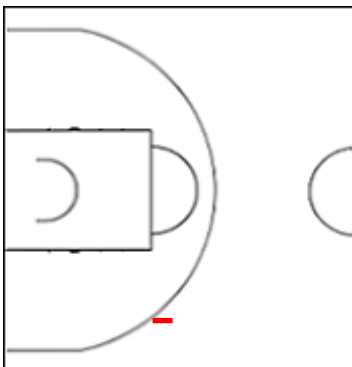
	M / A	%
Fied Goals	3 / 8	38
2 Points	2 / 6	33
3 Points	1 / 2	50
Free Throws	1 / 2	50

#### 9 ORBAN Nicolett



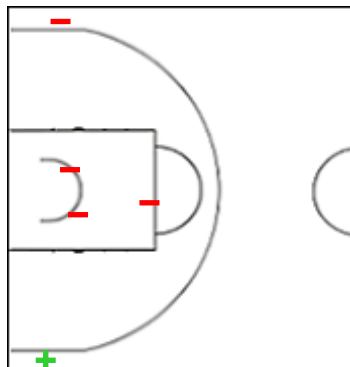
	M / A	%
Fied Goals	1 / 1	100
2 Points	1 / 1	100
3 Points	0 / 0	0
Free Throws	0 / 0	0

#### 10 CATINEAN Stefania



	M / A	%
Fied Goals	0 / 1	0
2 Points	0 / 0	0
3 Points	0 / 1	0
Free Throws	2 / 2	100

#### 23 PODAR Alina



	M / A	%
Fied Goals	1 / 5	20
2 Points	0 / 3	0
3 Points	1 / 2	50
Free Throws	1 / 2	50

## Shot Chart

### SSIC 80 vs 78 PROM

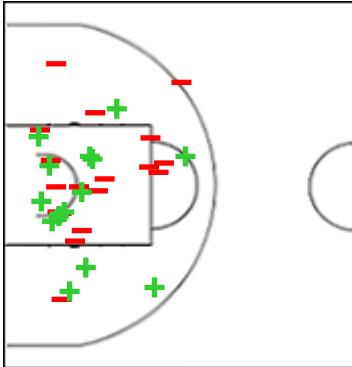
(12-18, 36-25, 18-14, 14-21)

Scoring by 5 min intervals:

	Q1		Q2		Q3		Q4	
<b>SSIC</b>	2	12	28	48	59	66	71	80
<b>PROM</b>	6	18	23	43	49	57	66	78

### SSIC - ACS SEPSI-SIC

#### 34 FRASER Brianna Ashaki



	M / A	%
<b>Fied Goals</b>	14 / 32	44
<b>2 Points</b>	14 / 31	45
<b>3 Points</b>	0 / 1	0
<b>Free Throws</b>	11 / 13	85

## Shot Chart

### SSIC 80 vs 78 PROM

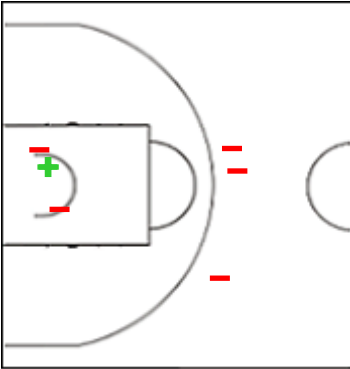
(12-18, 36-25, 18-14, 14-21)

Scoring by 5 min intervals:

	Q1		Q2		Q3		Q4	
<b>SSIC</b>	2	12	28	48	59	66	71	80
<b>PROM</b>	6	18	23	43	49	57	66	78

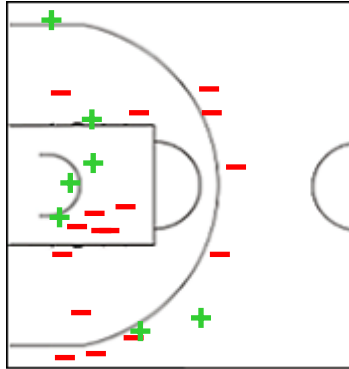
### PROM - BC Prometey

#### 4 DUBROVINA Olga



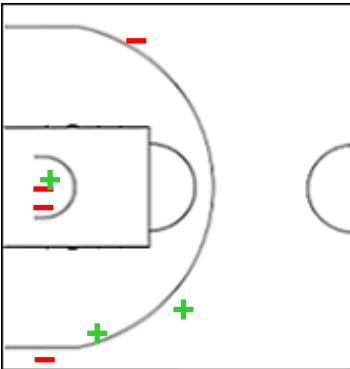
	M / A	%
Fied Goals	2 / 7	29
2 Points	2 / 4	50
3 Points	0 / 3	0
Free Throws	3 / 4	75

#### 7 ATKINS Ariel



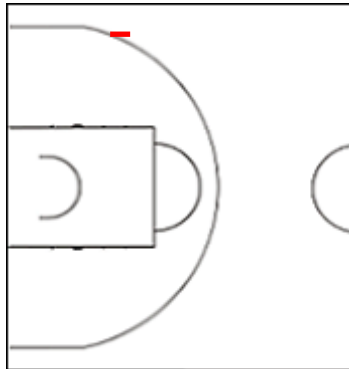
	M / A	%
Fied Goals	7 / 23	30
2 Points	4 / 13	31
3 Points	3 / 10	30
Free Throws	7 / 8	88

#### 10 DATSKO Uliana



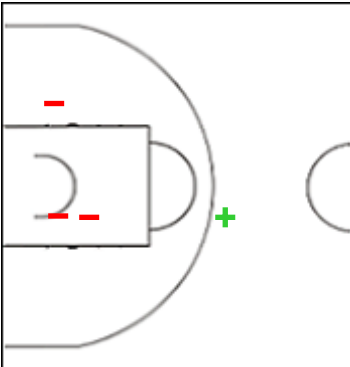
	M / A	%
Fied Goals	3 / 7	43
2 Points	2 / 4	50
3 Points	1 / 3	33
Free Throws	0 / 0	0

#### 18 MUSIIENKO Yuliia



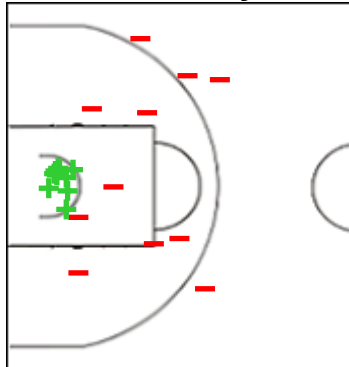
	M / A	%
Fied Goals	0 / 1	0
2 Points	0 / 0	0
3 Points	0 / 1	0
Free Throws	0 / 0	0

#### 21 YURKEVICHUS Tetiana



	M / A	%
Fied Goals	1 / 4	25
2 Points	0 / 3	0
3 Points	1 / 1	100
Free Throws	0 / 0	0

#### 24 HOLMES Joyner



	M / A	%
Fied Goals	10 / 21	48
2 Points	10 / 17	59
3 Points	0 / 4	0
Free Throws	3 / 6	50

## Shot Chart

### SSIC 80 vs 78 PROM

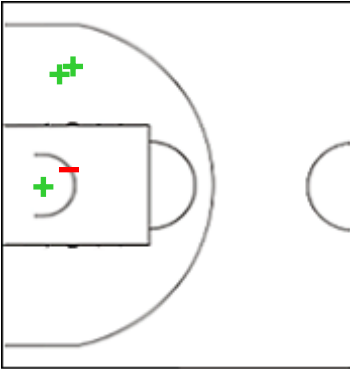
(12-18, 36-25, 18-14, 14-21)

Scoring by 5 min intervals:

	Q1		Q2		Q3		Q4	
<b>SSIC</b>	2	12	28	48	59	66	71	80
<b>PROM</b>	6	18	23	43	49	57	66	78

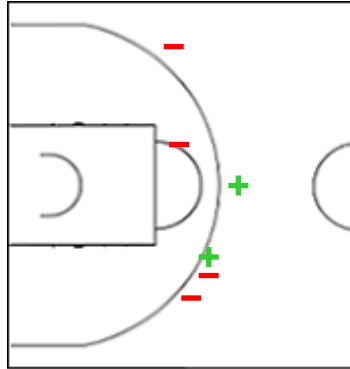
### PROM - BC Prometey

#### 35 LIUBINETS Veronika



	M / A	%
Fied Goals	3 / 4	75
2 Points	3 / 4	75
3 Points	0 / 0	0
Free Throws	0 / 0	0

#### 77 BABIC Nikolina



	M / A	%
Fied Goals	2 / 6	33
2 Points	0 / 1	0
3 Points	2 / 5	40
Free Throws	2 / 2	100

## Shot Chart

### SSIC 80 vs 78 PROM

(12-18, 36-25, 18-14, 14-21)

Scoring by 5 min intervals:

	Q1		Q2		Q3		Q4	
<b>SSIC</b>	2	12	28	48	59	66	71	80
<b>PROM</b>	6	18	23	43	49	57	66	78

SSIC - ACS SEPSI-SIC

PROM - BC Prometey



	M / A	%
<b>Fied Goals</b>	27 / 73	37
<b>2 Points</b>	21 / 56	38
<b>3 Points</b>	6 / 17	35
<b>Free Throws</b>	20 / 24	83

%	M / A	
38	28 / 73	<b>Fied Goals</b>
46	21 / 46	<b>2 Points</b>
26	7 / 27	<b>3 Points</b>
75	15 / 20	<b>Free Throws</b>