

Shot Chart

PAO 71 vs 96 ENI

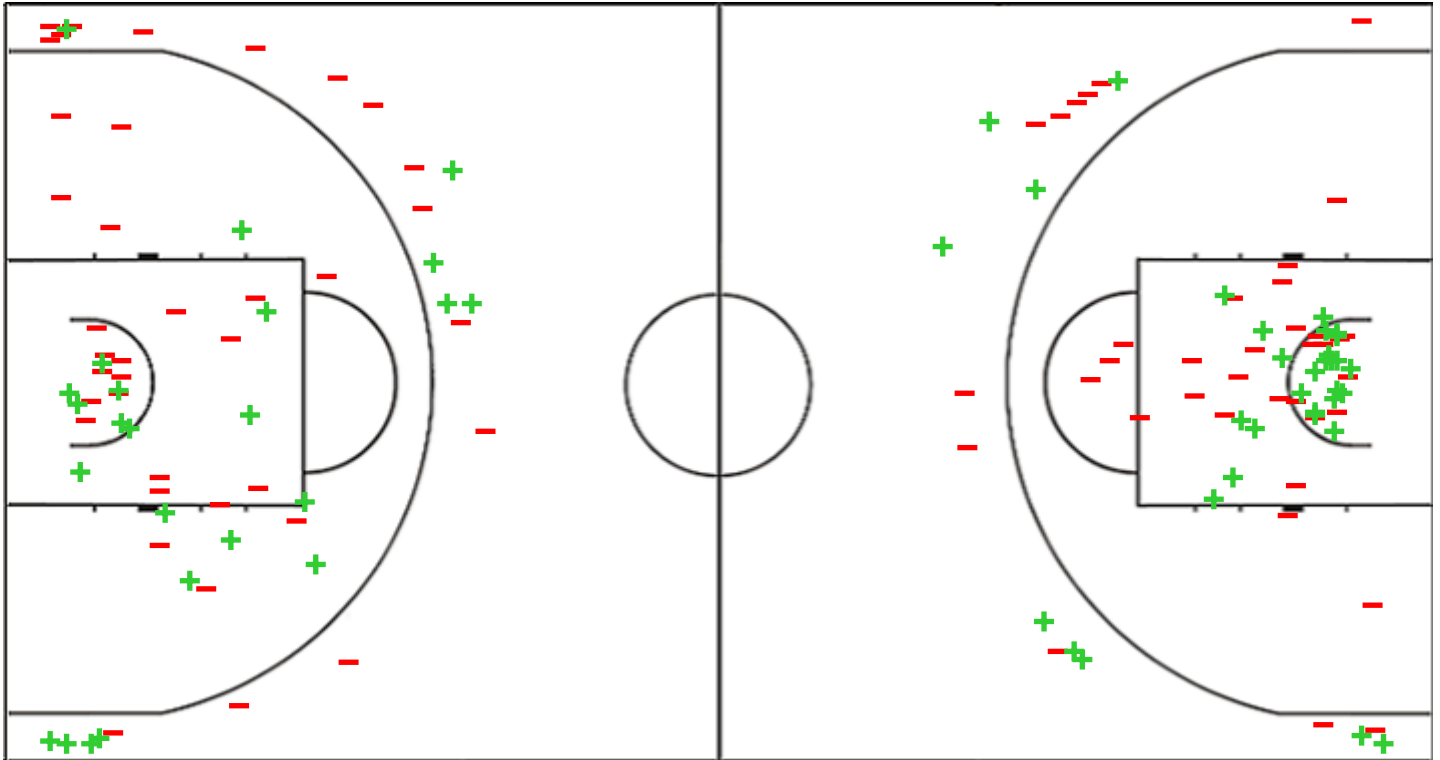
(17-28, 16-23, 24-27, 14-18)

Scoring by 5 min intervals:

	Q1		Q2		Q3		Q4	
PAO	8	17	24	33	47	57	64	71
ENI	18	28	37	51	65	78	90	96

PAO - Panathinaikos A.C. - Athens

ENI - Enisey Krasnoyarsk Region



PAO	M / A	%
Fied Goals	24 / 62	39
2 Points	15 / 38	39
3 Points	9 / 24	38
Free Throws	14 / 21	67

%	M / A	ENI
46	33 / 71	Fied Goals
47	24 / 51	2 Points
45	9 / 20	3 Points
88	21 / 24	Free Throws

Shot Chart

PAO 71 vs 96 ENI

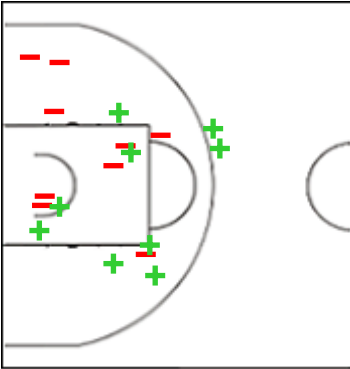
(17-28, 16-23, 24-27, 14-18)

Scoring by 5 min intervals:

	Q1		Q2		Q3		Q4	
PAO	8	17	24	33	47	57	64	71
ENI	18	28	37	51	65	78	90	96

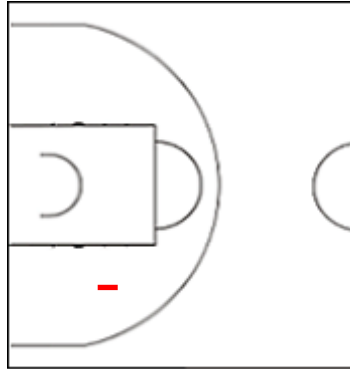
PAO - Panathinaikos A.C. - Athens

0 REED Chastity



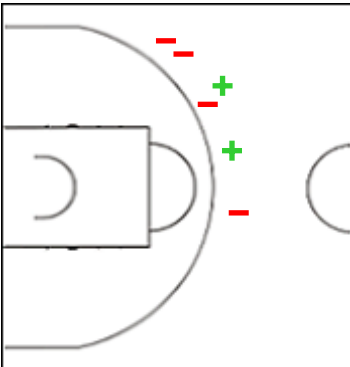
	M / A	%
Fied Goals	9 / 18	50
2 Points	7 / 16	44
3 Points	2 / 2	100
Free Throws	7 / 8	88

4 ZIACA Angeliki



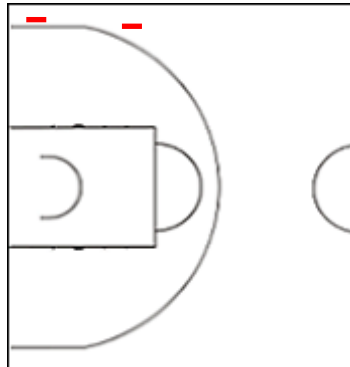
	M / A	%
Fied Goals	0 / 1	0
2 Points	0 / 1	0
3 Points	0 / 0	0
Free Throws	0 / 0	0

6 LYMOURA Lolita



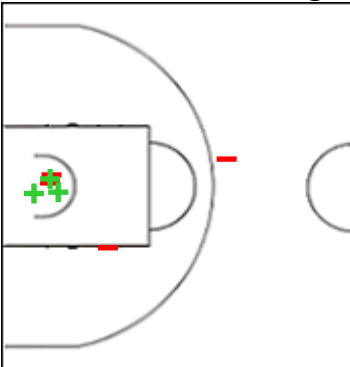
	M / A	%
Fied Goals	2 / 6	33
2 Points	0 / 0	0
3 Points	2 / 6	33
Free Throws	0 / 0	0

9 KOTOULA Elisavet



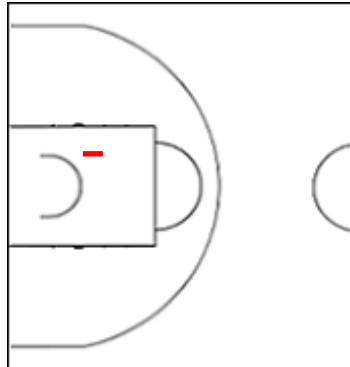
	M / A	%
Fied Goals	0 / 2	0
2 Points	0 / 0	0
3 Points	0 / 2	0
Free Throws	0 / 0	0

10 VINTSILAIU Angeliki



	M / A	%
Fied Goals	3 / 7	43
2 Points	3 / 6	50
3 Points	0 / 1	0
Free Throws	2 / 5	40

11 BOUNTOURI Elisavet



	M / A	%
Fied Goals	0 / 1	0
2 Points	0 / 1	0
3 Points	0 / 0	0
Free Throws	0 / 0	0

Shot Chart

PAO 71 vs 96 ENI

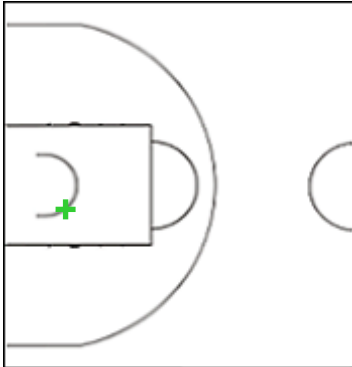
(17-28, 16-23, 24-27, 14-18)

Scoring by 5 min intervals:

	Q1		Q2		Q3		Q4	
PAO	8	17	24	33	47	57	64	71
ENI	18	28	37	51	65	78	90	96

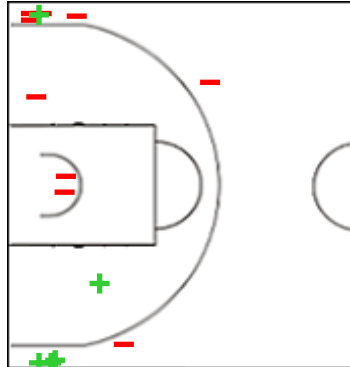
PAO - Panathinaikos A.C. - Athens

12 GRIGOROPOULOU Georgia



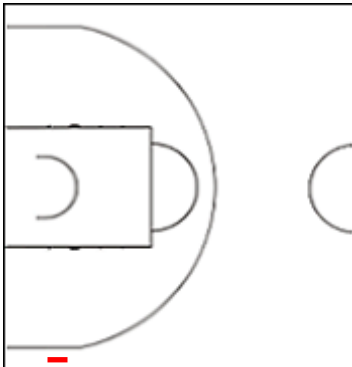
	M / A	%
Fied Goals	1 / 1	100
2 Points	1 / 1	100
3 Points	0 / 0	0
Free Throws	0 / 0	0

14 STACH Emma



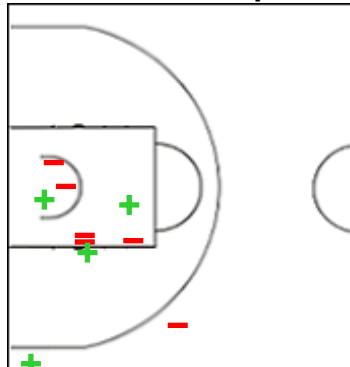
	M / A	%
Fied Goals	5 / 14	36
2 Points	1 / 4	25
3 Points	4 / 10	40
Free Throws	0 / 0	0

15 MYLONAKI Varvara



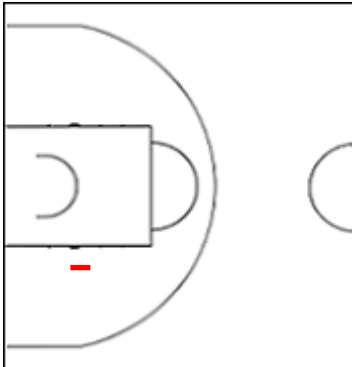
	M / A	%
Fied Goals	0 / 1	0
2 Points	0 / 0	0
3 Points	0 / 1	0
Free Throws	0 / 0	0

17 HOLMES Sequoia



	M / A	%
Fied Goals	4 / 10	40
2 Points	3 / 8	38
3 Points	1 / 2	50
Free Throws	5 / 8	63

24 CHATZINIKOLAOU Olga



	M / A	%
Fied Goals	0 / 1	0
2 Points	0 / 1	0
3 Points	0 / 0	0
Free Throws	0 / 0	0

Shot Chart

PAO 71 vs 96 ENI

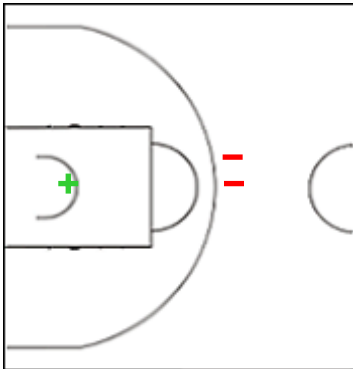
(17-28, 16-23, 24-27, 14-18)

Scoring by 5 min intervals:

	Q1		Q2		Q3		Q4	
PAO	8	17	24	33	47	57	64	71
ENI	18	28	37	51	65	78	90	96

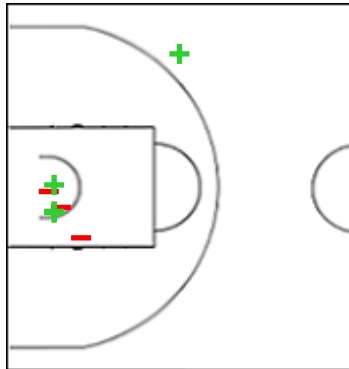
ENI - Enisey Krasnoyarsk Region

00 SHCHETINA Elizaveta



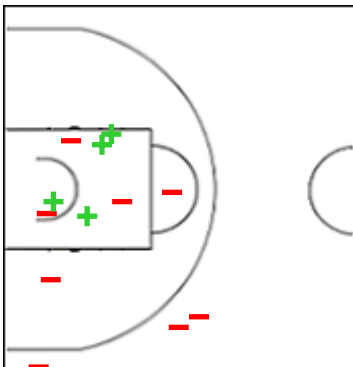
	M / A	%
Fied Goals	1 / 3	33
2 Points	1 / 1	100
3 Points	0 / 2	0
Free Throws	1 / 2	50

1 JONES N'Dea



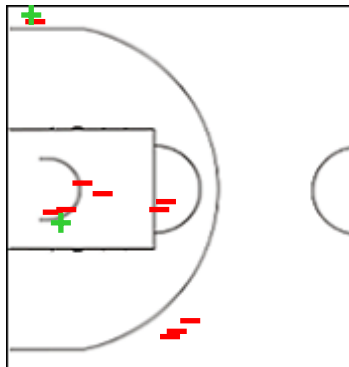
	M / A	%
Fied Goals	4 / 7	57
2 Points	3 / 6	50
3 Points	1 / 1	100
Free Throws	7 / 8	88

7 MATVEEVA Arseniia



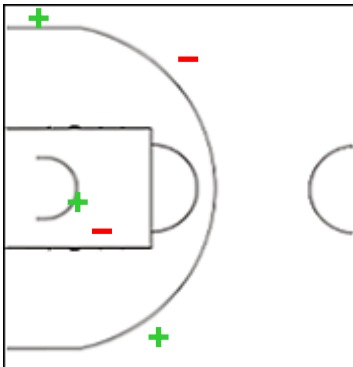
	M / A	%
Fied Goals	4 / 12	33
2 Points	4 / 9	44
3 Points	0 / 3	0
Free Throws	0 / 0	0

14 BRATCHIKOVA Elizaveta



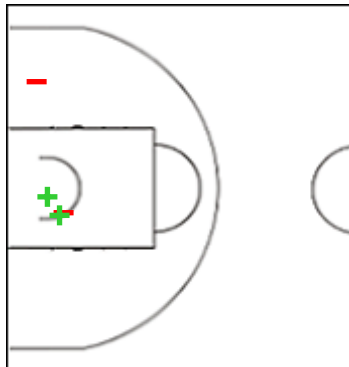
	M / A	%
Fied Goals	2 / 12	17
2 Points	1 / 7	14
3 Points	1 / 5	20
Free Throws	0 / 0	0

23 PASHKOVSKAIA Iana



	M / A	%
Fied Goals	3 / 5	60
2 Points	1 / 2	50
3 Points	2 / 3	67
Free Throws	0 / 0	0

24 KUZMENKOVA Ekaterina



	M / A	%
Fied Goals	2 / 4	50
2 Points	2 / 4	50
3 Points	0 / 0	0
Free Throws	0 / 0	0

Shot Chart

PAO 71 vs 96 ENI

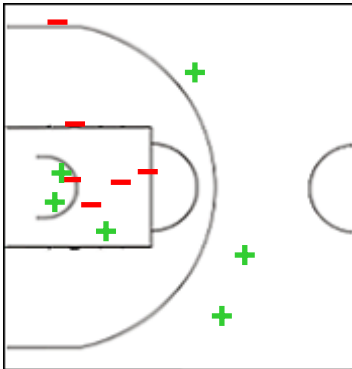
(17-28, 16-23, 24-27, 14-18)

Scoring by 5 min intervals:

	Q1		Q2		Q3		Q4	
PAO	8	17	24	33	47	57	64	71
ENI	18	28	37	51	65	78	90	96

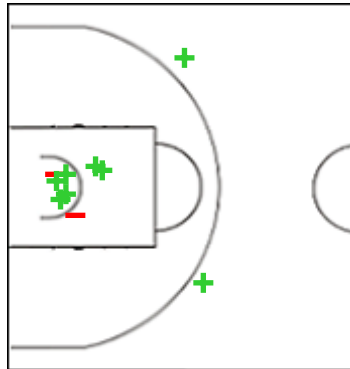
ENI - Enisey Krasnoyarsk Region

31 NARED Jaime



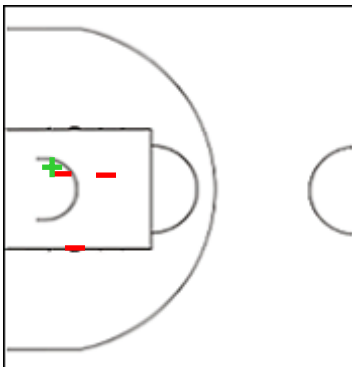
	M / A	%
Fied Goals	6 / 12	50
2 Points	3 / 8	38
3 Points	3 / 4	75
Free Throws	4 / 5	80

32 PACHURINA Anna



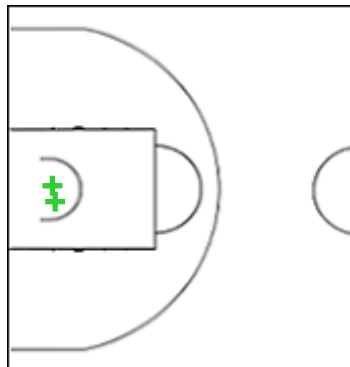
	M / A	%
Fied Goals	8 / 10	80
2 Points	6 / 8	75
3 Points	2 / 2	100
Free Throws	5 / 5	100

33 LATSGAL Alisa



	M / A	%
Fied Goals	1 / 4	25
2 Points	1 / 4	25
3 Points	0 / 0	0
Free Throws	0 / 0	0

43 KRYMOVA Elizaveta



	M / A	%
Fied Goals	2 / 2	100
2 Points	2 / 2	100
3 Points	0 / 0	0
Free Throws	4 / 4	100

Shot Chart

PAO 71 vs 96 ENI

(17-28, 16-23, 24-27, 14-18)

Scoring by 5 min intervals:

	Q1		Q2		Q3		Q4	
PAO	8	17	24	33	47	57	64	71
ENI	18	28	37	51	65	78	90	96

PAO - Panathinaikos A.C. - Athens

ENI - Enisey Krasnoyarsk Region



	M / A	%
Fied Goals	24 / 62	39
2 Points	15 / 38	39
3 Points	9 / 24	38
Free Throws	14 / 21	67

%	M / A	
46	33 / 71	Fied Goals
47	24 / 51	2 Points
45	9 / 20	3 Points
88	21 / 24	Free Throws