

TOURNAMENT SUMMARY

Qualifiers

| Phase | Game No | Teams | Date | Start Time | Location | Attendance | Final | Q1 | Q2 | Q3 | Q4 |
|------------|---------|----------------------------------|------------|------------|--------------------------------------|------------|-------|-------|-------|-------|-------|
| Qualifiers | A | PNC vs FCB | Wed 22 Sep | 18:00 | Diplomat Arena | 250 | 62-74 | 21-22 | 12-25 | 12-14 | 17-13 |
| | | SPURS vs Tarbes Gespe Bigorre | Wed 22 Sep | 20:00 | Sportcampus Lange Munte | 500 | 41-96 | 16-23 | 8-20 | 6-30 | 11-23 |
| | | HOLON vs HAT | Thu 23 Sep | 17:00 | Kiryat Menachem | 200 | 59-76 | 20-14 | 6-23 | 16-16 | 17-23 |
| | | AZS UMCS Lublin vs VID | Thu 23 Sep | 18:00 | Hala Mosir im. Zdzislawa Niedzieli | 745 | 62-61 | 14-12 | 22-13 | 11-15 | 15-21 |
| | | NIKI vs PEAC | Thu 23 Sep | 19:00 | Lefkada Municipal Athletic Center | 100 | 63-80 | 10-13 | 13-24 | 17-17 | 23-26 |
| | | Ulriken Eagles vs Liege Panthers | Thu 23 Sep | 19:00 | Haukelandshallen | 0 | 57-98 | 9-15 | 20-26 | 13-23 | 15-34 |
| | | Eleftheria Moschatou vs BDG | Thu 23 Sep | 19:00 | Sofia Befon Arena P.Faliro | 100 | 48-57 | 13-18 | 5-14 | 17-11 | 13-14 |
| | | LDN vs CB Islas Canarias | Thu 23 Sep | 19:30 | Crystal Palace NSC | 200 | 76-46 | 25-14 | 20-6 | 11-8 | 20-18 |
| | | Haukar vs CUSAH | Thu 23 Sep | 19:30 | Ithrottamidstod Asvellir | 550 | 81-76 | 20-18 | 20-21 | 19-18 | 22-19 |
| | | MAGCB vs DME | Thu 23 Sep | 20:00 | PalaSelvaPiana | 280 | 65-64 | 14-10 | 10-6 | 16-28 | 25-20 |
| | | DSS vs GWH | Thu 23 Sep | 20:30 | Palaserradimigni | 387 | 85-67 | 24-17 | 24-19 | 18-16 | 19-15 |
| | | Ludovika-FCSM Csata vs UMEA | Fri 24 Sep | 20:30 | Nemzeti Sportcsarnok | 400 | 77-62 | 21-16 | 12-12 | 19-21 | 25-13 |
| | | PAOK vs BEOI | Tue 28 Sep | 18:30 | Elazig II Özel Idare Spor Salonu | 200 | 58-62 | 13-23 | 14-20 | 17-10 | 14-9 |
| | B | PEAC vs NIKI | Wed 29 Sep | 18:00 | Lauber Dezső Sport Hall | 0 | 72-64 | 19-8 | 19-20 | 20-12 | 14-24 |
| | | GWH vs DSS | Wed 29 Sep | 19:00 | Centre Culturel et Sportif "Am Sand" | 0 | 61-61 | 9-11 | 14-13 | 22-22 | 16-15 |
| | | Tarbes Gespe Bigorre vs SPURS | Wed 29 Sep | 20:00 | Palais des Sports | 600 | 88-39 | 20-10 | 18-15 | 26-6 | 24-8 |
| | | Liege Panthers vs Ulriken Eagles | Wed 29 Sep | 20:30 | Country Hall du Sart Tilman | 400 | 71-55 | 19-15 | 16-8 | 16-13 | 20-19 |
| | | BDG vs Eleftheria Moschatou | Thu 30 Sep | 18:00 | Artego Arena | 0 | 74-61 | 18-13 | 11-16 | 27-16 | 18-16 |
| | | VID vs AZS UMCS Lublin | Thu 30 Sep | 18:00 | Vidnoje Sports Centre | 98 | 69-73 | 22-10 | 17-26 | 18-18 | 12-19 |
| | | UMEA vs Ludovika-FCSM Csata | Thu 30 Sep | 18:00 | Umea Energi Arena | 70 | 79-81 | 29-25 | 15-13 | 12-19 | 23-24 |
| | | BEOI vs PAOK | Thu 30 Sep | 18:30 | Elazig II Özel Idare Spor Salonu | 250 | 80-76 | 24-26 | 18-16 | 18-11 | 20-23 |
| | | HAT vs HOLON | Thu 30 Sep | 18:30 | Antakya Kapali Spor Salonu | 0 | 90-52 | 23-19 | 20-9 | 23-14 | 24-10 |
| | | CB Islas Canarias vs LDN | Thu 30 Sep | 19:00 | Gran Canaria Arena | 250 | 67-56 | 22-14 | 18-13 | 13-14 | 14-15 |
| | | FCB vs PNC | Thu 30 Sep | 20:00 | Arena | 600 | 78-54 | 16-12 | 18-12 | 25-22 | 19-8 |
| | | DME vs MAGCB | Thu 30 Sep | 20:15 | Pazo Provincial Dos Deportes De Lugo | 900 | 66-55 | 19-10 | 18-14 | 15-14 | 14-17 |
| | | CUSAH vs Haukar | Thu 30 Sep | 20:30 | Pavilhao Sidonio Serpa | 300 | 81-79 | 28-15 | 20-24 | 10-18 | 23-22 |

TOURNAMENT SUMMARY

Regular Season - Group D

| Phase | Game No | Teams | Date | Start Time | Location | Attendance | Final | Q1 | Q2 | Q3 | Q4 |
|----------------|---------|----------------------|------------|------------|--|------------|-------|-------|-------|-------|-------|
| Regular Season | 1 | PEAC vs RML | Wed 13 Oct | 18:00 | Lauber Dezsö Sport Hall | 0 | 90-83 | 24-20 | 26-22 | 19-25 | 21-16 |
| | 2 | Nesibe Aydın vs KYSR | Thu 14 Oct | 16:30 | Tobb-Etü TED Ankara Kolejliler Spor Salonu | 111 | 84-57 | 15-21 | 21-15 | 26-12 | 22-9 |
| | 3 | KYSR vs PEAC | Wed 20 Oct | 18:00 | Kadir Has Kongre ve Spor Merkezi | 0 | 71-63 | 18-17 | 22-18 | 18-17 | 13-11 |
| | 4 | RML vs Nesibe Aydın | Thu 21 Oct | 21:00 | Kiryat Menachem | 300 | 64-79 | 13-24 | 16-11 | 14-19 | 21-25 |
| | 5 | PEAC vs Nesibe Aydın | Wed 27 Oct | 18:00 | Lauber Dezsö Sport Hall | 0 | 78-66 | 24-16 | 11-20 | 21-19 | 22-11 |
| | 6 | KYSR vs RML | Wed 27 Oct | 17:45 | Kadir Has Kongre ve Spor Merkezi | 200 | 62-86 | 15-25 | 18-26 | 15-22 | 14-13 |
| | 7 | KYSR vs Nesibe Aydın | Wed 03 Nov | 18:00 | Kadir Has Kongre ve Spor Merkezi | 150 | 76-85 | 16-24 | 17-19 | 18-13 | 25-29 |
| | 8 | RML vs PEAC | Wed 03 Nov | 19:00 | Kiryat Menachem | 0 | 66-56 | 23-20 | 14-20 | 12-13 | 17-3 |
| | 9 | PEAC vs KYSR | Tue 23 Nov | 18:00 | Lauber Dezsö Sport Hall | 500 | 80-74 | 20-23 | 19-14 | 21-18 | 20-19 |
| | 10 | Nesibe Aydın vs RML | Wed 24 Nov | 16:30 | Tobb-Etü TED Ankara Kolejliler Spor Salonu | 200 | 86-60 | 22-14 | 23-14 | 18-19 | 23-13 |

| Group D | | | | | Games | | | Points | | Diff. | Pen. Points | Class. Points |
|---------|--------------|--------------|--------|-------|--------|--------|-----|--------|-----|-------|-------------|---------------|
| Rank | | Nesibe Aydın | PEAC | RML | KYSR | Played | Won | Lost | For | | | |
| 1 | Nesibe Aydın | | 01 Dec | 86-60 | 84-57 | 5 | 4 | 1 | 400 | 335 | +65 | 9 |
| 2 | PEAC | 78-66 | | 90-83 | 80-74 | 5 | 3 | 2 | 367 | 360 | +7 | 8 |
| 3 | RML | 64-79 | 66-56 | | 02 Dec | 5 | 2 | 3 | 359 | 373 | -14 | 7 |
| 4 | KYSR | 76-85 | 71-63 | 62-86 | | 5 | 1 | 4 | 340 | 398 | -58 | 6 |

Regular Season - Group E

| Phase | Game No | Teams | Date | Start Time | Location | Attendance | Final | Q1 | Q2 | Q3 | Q4 |
|----------------|---------|--------------|------------|------------|------------------------------|------------|--------|-------|-------|-------|-------|
| Regular Season | 1 | OLY vs BDG | Wed 13 Oct | 17:30 | Peace and Friendship Stadium | 500 | 103-68 | 20-8 | 20-21 | 37-21 | 26-18 |
| | 2 | KKZCZ vs NAD | Thu 14 Oct | 20:00 | FMP Hall Zeleznik | 300 | 86-92 | 11-21 | 27-24 | 28-28 | 20-19 |
| | 3 | NAD vs BDG | Wed 20 Oct | 19:00 | Orenburzhje Sport Hall | 0 | 77-45 | 21-10 | 19-16 | 21-8 | 16-11 |
| | 4 | OLY vs KKZCZ | Thu 21 Oct | 18:30 | Peace and Friendship Stadium | 500 | 82-66 | 17-15 | 28-18 | 19-18 | 18-15 |
| | 5 | BDG vs KKZCZ | Thu 28 Oct | 18:00 | Artego Arena | 150 | 73-80 | 24-25 | 23-20 | 7-21 | 19-14 |
| | 6 | NAD vs OLY | Thu 28 Oct | 19:00 | Orenburzhje Sport Hall | 0 | 88-70 | 23-18 | 26-15 | 20-10 | 19-27 |
| | 7 | NAD vs KKZCZ | Wed 03 Nov | 19:00 | Orenburzhje Sport Hall | 0 | 83-72 | 19-20 | 27-14 | 8-20 | 29-18 |
| | 8 | BDG vs OLY | Wed 03 Nov | 18:00 | Artego Arena | 230 | 64-87 | 15-28 | 17-24 | 16-14 | 16-21 |
| | 9 | BDG vs NAD | Thu 25 Nov | 18:00 | Artego Arena | 50 | 36-73 | 6-26 | 10-26 | 6-7 | 14-14 |
| | 10 | KKZCZ vs OLY | Wed 24 Nov | 20:00 | FMP Hall Zeleznik | 150 | 70-78 | 24-18 | 10-21 | 19-20 | 17-19 |

| Group E | | | | | Games | | | Points | | Diff. | Pen. Points | Class. Points |
|---------|-------|--------|-------|-------|--------|--------|-----|--------|-----|-------|-------------|---------------|
| Rank | | NAD | OLY | KKZCZ | BDG | Played | Won | Lost | For | | | |
| 1 | NAD | | 88-70 | 83-72 | 77-45 | 5 | 5 | 0 | 413 | 309 | +104 | 10 |
| 2 | OLY | 01 Dec | | 82-66 | 103-68 | 5 | 4 | 1 | 420 | 356 | +64 | 9 |
| 3 | KKZCZ | 86-92 | 70-78 | | 01 Dec | 5 | 1 | 4 | 374 | 408 | -34 | 6 |
| 4 | BDG | 36-73 | 64-87 | 73-80 | | 5 | 0 | 5 | 286 | 420 | -134 | 5 |

TOURNAMENT SUMMARY

Regular Season - Group F

| Phase | Game No | Teams | Date | Start Time | Location | Attendance | Final | Q1 | Q2 | Q3 | Q4 | OT1 |
|----------------|---------|------------------------------|------------|------------|----------------------------|------------|-------|-------|-------|-------|-------|-----|
| Regular Season | 1 | Ludovika-FCSM Csata vs DVTK | Wed 13 Oct | 18:30 | Nemzeti Sportcsarnok | 300 | 52-67 | 15-10 | 16-23 | 14-11 | 7-23 | |
| | 2 | NIKA vs ORMAN | Thu 14 Oct | 19:00 | KSK "Luzales" | 870 | 74-76 | 12-24 | 15-14 | 23-26 | 24-12 | |
| | 3 | ORMAN vs Ludovika-FCSM Csata | Wed 20 Oct | 16:00 | Sait Zarifoğlu Spor Salonu | 0 | 70-52 | 17-15 | 17-10 | 18-6 | 18-21 | |
| | 4 | DVTK vs NIKKA | Thu 21 Oct | 18:30 | DVTK Arena | 100 | 65-58 | 24-13 | 10-14 | 14-13 | 17-18 | |
| | 5 | Ludovika-FCSM Csata vs NIKKA | Thu 28 Oct | 20:30 | Nemzeti Sportcsarnok | 100 | 82-77 | 25-24 | 16-16 | 25-20 | 7-13 | 9-4 |
| | 6 | ORMAN vs DVTK | Wed 27 Oct | 16:00 | Sait Zarifoğlu Spor Salonu | 0 | 81-73 | 19-19 | 21-18 | 13-20 | 28-16 | |
| | 7 | ORMAN vs NIKKA | Wed 03 Nov | 16:00 | Sait Zarifoğlu Spor Salonu | 0 | 84-89 | 24-25 | 15-25 | 32-7 | 13-32 | |
| | 8 | DVTK vs Ludovika-FCSM Csata | Wed 03 Nov | 18:30 | DVTK Arena | 2,000 | 69-49 | 13-12 | 17-12 | 24-13 | 15-12 | |
| | 9 | Ludovika-FCSM Csata vs ORMAN | Thu 25 Nov | 20:30 | Nemzeti Sportcsarnok | 100 | 66-86 | 18-24 | 22-25 | 14-14 | 12-23 | |
| | 10 | NIKA vs DVTK | Thu 25 Nov | 19:00 | KSK "Luzales" | 750 | 82-68 | 19-21 | 15-21 | 27-12 | 21-14 | |

| Group F | | | | | | Games | | | Points | | Diff. | Pen. Points | Class. Points |
|---------|---------------------|--------|-------|-------|---------------------|--------|-----|------|--------|-----|-------|-------------|---------------|
| Rank | | ORMAN | DVTK | NIKA | Ludovika-FCSM Csata | Played | Won | Lost | For | Agn | | | |
| 1 | ORMAN | | 81-73 | 84-89 | 70-52 | 5 | 4 | 1 | 397 | 354 | +43 | | 9 |
| 2 | DVTK | 02 Dec | | 65-58 | 69-49 | 5 | 3 | 2 | 342 | 322 | +20 | | 8 |
| 3 | NIKA | 74-76 | 82-68 | | 02 Dec | 5 | 2 | 3 | 380 | 375 | +5 | | 7 |
| 4 | Ludovika-FCSM Csata | 66-86 | 52-67 | 82-77 | | 5 | 1 | 4 | 301 | 369 | -68 | | 6 |

Regular Season - Group A

| Phase | Game No | Teams | Date | Start Time | Location | Attendance | Final | Q1 | Q2 | Q3 | Q4 |
|----------------|---------|-------------|------------|------------|----------------------------|------------|--------|-------|-------|-------|-------|
| Regular Season | 1 | HAT vs ENI | Thu 14 Oct | 18:30 | Antakya Kapali Spor Salonu | 250 | 100-76 | 24-19 | 29-23 | 27-19 | 20-15 |
| | 2 | PAO vs POLK | Thu 14 Oct | 20:00 | OAKA Olympic Indoor Hall | 2,000 | 64-67 | 14-12 | 13-24 | 12-12 | 25-19 |
| | 3 | POLK vs HAT | Wed 20 Oct | 19:00 | City Sports Hall Polkowice | 435 | 83-72 | 15-21 | 23-19 | 30-12 | 15-20 |
| | 4 | ENI vs PAO | Thu 21 Oct | 19:00 | Arena Sever | 200 | 61-69 | 17-8 | 17-23 | 16-16 | 11-22 |
| | 5 | HAT vs PAO | Thu 28 Oct | 18:30 | Antakya Kapali Spor Salonu | 0 | 87-56 | 31-11 | 26-19 | 22-14 | 8-12 |
| | 6 | POLK vs ENI | Wed 27 Oct | 19:00 | City Sports Hall Polkowice | 320 | 94-80 | 23-15 | 29-23 | 17-22 | 25-20 |
| | 7 | POLK vs PAO | Wed 03 Nov | 19:00 | City Sports Hall Polkowice | 444 | 76-60 | 16-17 | 24-15 | 19-15 | 17-13 |
| | 8 | ENI vs HAT | Wed 03 Nov | 19:00 | Arena Sever | 100 | 63-53 | 15-9 | 9-15 | 25-13 | 14-16 |
| | 9 | HAT vs POLK | Thu 25 Nov | 18:30 | Antakya Kapali Spor Salonu | 0 | 72-94 | 20-21 | 21-31 | 13-13 | 18-29 |
| | 10 | PAO vs ENI | Tue 23 Nov | 20:00 | OAKA Olympic Indoor Hall | 1,500 | 71-96 | 17-28 | 16-23 | 24-27 | 14-18 |

| Group A | | | | | | Games | | | Points | | Diff. | Pen. Points | Class. Points |
|---------|------|--------|--------|--------|-------|--------|-----|------|--------|-----|-------|-------------|---------------|
| Rank | | POLK | HAT | ENI | PAO | Played | Won | Lost | For | Agn | | | |
| 1 | POLK | | 83-72 | 94-80 | 76-60 | 5 | 5 | 0 | 414 | 348 | +66 | | 10 |
| 2 | HAT | 72-94 | | 100-76 | 87-56 | 5 | 2 | 3 | 384 | 372 | +12 | | 7 |
| 3 | ENI | 01 Dec | 63-53 | | 61-69 | 5 | 2 | 3 | 376 | 387 | -11 | | 7 |
| 4 | PAO | 64-67 | 02 Dec | 71-96 | | 5 | 1 | 4 | 320 | 387 | -67 | | 6 |

TOURNAMENT SUMMARY

Regular Season - Group B

| Phase | Game No | Teams | Date | Start Time | Location | Attendance | Final | Q1 | Q2 | Q3 | Q4 |
|----------------|---------|--------------|------------|------------|----------------------------------|------------|--------|-------|-------|-------|-------|
| Regular Season | 1 | BEOI vs GYOR | Wed 13 Oct | 18:30 | Elazig II Özel Idare Spor Salonu | 550 | 74-67 | 28-23 | 12-14 | 19-11 | 15-19 |
| | 2 | PROM vs SSIC | Thu 14 Oct | 19:00 | Slobozhansky Sports Palace | 500 | 86-64 | 19-15 | 29-23 | 19-14 | 19-12 |
| | 3 | SSIC vs BEOI | Thu 21 Oct | 19:00 | Sepsi Arena | 600 | 62-47 | 21-11 | 9-13 | 13-13 | 19-10 |
| | 4 | GYOR vs PROM | Wed 20 Oct | 18:00 | University Hall of Győr | 100 | 83-117 | 18-24 | 23-38 | 20-27 | 22-28 |
| | 5 | BEOI vs PROM | Wed 27 Oct | 18:30 | Elazig II Özel Idare Spor Salonu | 250 | 66-78 | 19-18 | 17-28 | 14-18 | 16-14 |
| | 6 | SSIC vs GYOR | Wed 27 Oct | 19:00 | Sepsi Arena | 0 | 70-65 | 21-13 | 14-18 | 19-16 | 16-18 |
| | 7 | SSIC vs PROM | Wed 03 Nov | 19:00 | Sepsi Arena | 0 | 80-78 | 12-18 | 36-25 | 18-14 | 14-21 |
| | 8 | GYOR vs BEOI | Wed 03 Nov | 18:00 | University Hall of Győr | 100 | 77-65 | 23-17 | 17-26 | 20-8 | 17-14 |
| | 9 | BEOI vs SSIC | Wed 24 Nov | 18:30 | Elazig II Özel Idare Spor Salonu | 250 | 65-71 | 11-20 | 26-14 | 12-19 | 16-18 |
| | 10 | PROM vs GYOR | Wed 24 Nov | 19:00 | Slobozhansky Sports Palace | 200 | 94-68 | 23-16 | 25-22 | 28-12 | 18-18 |

| Group B | | | | | | Games | | | Points | | Diff. | Pen. Points | Class. Points |
|---------|------|--------|--------|-------|--------|--------|-----|------|--------|-----|-------|-------------|---------------|
| Rank | | PROM | SSIC | GYOR | BEOI | Played | Won | Lost | For | Agn | | | |
| 1 | PROM | | 86-64 | 94-68 | 02 Dec | 5 | 4 | 1 | 453 | 361 | +92 | 9 | |
| 2 | SSIC | 80-78 | | 70-65 | 62-47 | 5 | 4 | 1 | 347 | 341 | +6 | 9 | |
| 3 | GYOR | 83-117 | 01 Dec | | 77-65 | 5 | 1 | 4 | 360 | 420 | -60 | 6 | |
| 4 | BEOI | 66-78 | 65-71 | 74-67 | | 5 | 1 | 4 | 317 | 355 | -38 | 6 | |

Regular Season - Group C

| Phase | Game No | Teams | Date | Start Time | Location | Attendance | Final | Q1 | Q2 | Q3 | Q4 |
|----------------|---------|--|------------|------------|------------------------------------|------------|--------|-------|-------|-------|-------|
| Regular Season | 1 | AZS UMCS Lublin vs GORZ | Thu 14 Oct | 18:00 | Hala Mosir im. Zdzisława Niedzieli | 400 | 79-59 | 14-28 | 22-8 | 18-14 | 25-9 |
| | 2 | Horizont Minsk Region vs CBK | Thu 14 Oct | 19:00 | Sports and Entertainment Center | 348 | 55-78 | 24-25 | 4-19 | 11-27 | 16-7 |
| | 3 | CBK vs AZS UMCS Lublin | Wed 20 Oct | 18:00 | Servet Tazegul Spor Salonu | 500 | 98-75 | 23-15 | 27-20 | 20-20 | 28-20 |
| | 4 | GORZ vs Horizont Minsk Region | Thu 21 Oct | 18:00 | Hala of AJP | 500 | 80-58 | 17-18 | 26-7 | 20-13 | 17-20 |
| | 5 | AZS UMCS Lublin vs Horizont Minsk Region | Thu 28 Oct | 18:00 | Hala Mosir im. Zdzisława Niedzieli | 454 | 50-62 | 17-24 | 10-19 | 19-6 | 4-13 |
| | 6 | CBK vs GORZ | Wed 27 Oct | 18:00 | Servet Tazegul Spor Salonu | 250 | 106-62 | 21-15 | 28-17 | 28-14 | 29-16 |
| | 7 | CBK vs Horizont Minsk Region | Wed 03 Nov | 18:00 | Servet Tazegul Spor Salonu | 300 | 78-48 | 14-18 | 19-7 | 17-10 | 28-13 |
| | 8 | GORZ vs AZS UMCS Lublin | Wed 03 Nov | 18:00 | Hala of AJP | 400 | 55-79 | 13-15 | 12-22 | 24-21 | 6-21 |
| | 9 | AZS UMCS Lublin vs CBK | Thu 25 Nov | 18:00 | Hala Mosir im. Zdzisława Niedzieli | 556 | 60-72 | 13-14 | 15-15 | 18-24 | 14-19 |
| | 10 | Horizont Minsk Region vs GORZ | Thu 25 Nov | 19:00 | Sports and Entertainment Center | 600 | 76-73 | 21-26 | 20-11 | 18-18 | 17-18 |

| Group C | | | | | | Games | | | Points | | Diff. | Pen. Points | Class. Points |
|---------|-----------------------|--------|-----------------------|-----------------|--------|--------|-----|------|--------|-----|-------|-------------|---------------|
| Rank | | CBK | Horizont Minsk Region | AZS UMCS Lublin | GORZ | Played | Won | Lost | For | Agn | | | |
| 1 | CBK | | 78-48 | 98-75 | 106-62 | 5 | 5 | 0 | 432 | 300 | +132 | 10 | |
| 2 | Horizont Minsk Region | 55-78 | | 02 Dec | 76-73 | 5 | 2 | 3 | 299 | 359 | -60 | 7 | |
| 3 | AZS UMCS Lublin | 60-72 | 50-62 | | 79-59 | 5 | 2 | 3 | 343 | 346 | -3 | 7 | |
| 4 | GORZ | 02 Dec | 80-58 | 55-79 | | 5 | 1 | 4 | 329 | 398 | -69 | 6 | |

TOURNAMENT SUMMARY

Regular Season - Group G

| Phase | Game No | Teams | Date | Start Time | Location | Attendance | Final | Q1 | Q2 | Q3 | Q4 |
|----------------|---------|--------------|------------|------------|--|------------|--------|-------|-------|-------|-------|
| Regular Season | 1 | TFE vs TBB | Wed 13 Oct | 20:30 | Palacio Municipal de los Deportes Quico Cabrera | 150 | 79-80 | 19-15 | 18-24 | 17-19 | 25-22 |
| | 2 | ELFIC vs DSS | Thu 14 Oct | 19:30 | Site Sportif Saint-Leonard | 855 | 100-81 | 33-13 | 20-22 | 27-24 | 20-22 |
| | 3 | DSS vs TFE | Thu 21 Oct | 20:30 | Palaserradimigni | 220 | 64-82 | 17-23 | 25-22 | 8-21 | 14-16 |
| | 4 | TBB vs ELFIC | Wed 20 Oct | 20:00 | Palais des Sports du Prado | 2,311 | 102-49 | 19-22 | 31-7 | 30-9 | 22-11 |
| | 5 | TFE vs ELFIC | Wed 27 Oct | 19:30 | Pabellón de Deportes de Tenerife Santiago Martin | 100 | 66-74 | 15-22 | 15-11 | 16-23 | 20-18 |
| | 6 | DSS vs TBB | Thu 28 Oct | 20:30 | Palaserradimigni | 210 | 61-122 | 13-31 | 18-33 | 16-30 | 14-28 |
| | 7 | DSS vs ELFIC | Wed 03 Nov | 20:30 | Palaserradimigni | 231 | 81-74 | 20-16 | 26-11 | 22-25 | 13-22 |
| | 8 | TBB vs TFE | Wed 03 Nov | 20:00 | Palais des Sports du Prado | 3,589 | 91-56 | 25-8 | 24-17 | 16-11 | 26-20 |
| | 9 | TFE vs DSS | Wed 24 Nov | 19:30 | Pabellón de Deportes de Tenerife Santiago Martin | 100 | 88-56 | 21-19 | 24-12 | 25-9 | 18-16 |
| | 10 | ELFIC vs TBB | Thu 25 Nov | 19:30 | Site Sportif Saint-Leonard | 505 | 59-82 | 19-28 | 13-23 | 15-18 | 12-13 |

| Group G | | | | | | Games | | | Points | | Diff. | Pen. Points | Class. Points |
|---------|-------|--------|--------|--------|--------|--------|-----|------|--------|-----|-------|-------------|---------------|
| Rank | | TBB | ELFIC | TFE | DSS | Played | Won | Lost | For | Agn | | | |
| 1 | TBB | | 102-49 | 91-56 | 01 Dec | 5 | 5 | 0 | 477 | 304 | +173 | | 10 |
| 2 | ELFIC | 59-82 | | 02 Dec | 100-81 | 5 | 2 | 3 | 356 | 412 | -56 | | 7 |
| 3 | TFE | 79-80 | 66-74 | | 88-56 | 5 | 2 | 3 | 371 | 365 | +6 | | 7 |
| 4 | DSS | 61-122 | 81-74 | 64-82 | | 5 | 1 | 4 | 343 | 466 | -123 | | 6 |

Regular Season - Group H

| Phase | Game No | Teams | Date | Start Time | Location | Attendance | Final | Q1 | Q2 | Q3 | Q4 |
|----------------|---------|----------------------------------|------------|------------|--------------------------------|------------|-------|-------|-------|-------|-------|
| Regular Season | 1 | Virtus Segafredo Bologna vs LOIN | Thu 14 Oct | 20:30 | PalaDozza | 500 | 60-65 | 18-18 | 12-23 | 14-13 | 16-11 |
| | 2 | RVBC vs FCB | Wed 13 Oct | 20:00 | Halle des Sports les Oudairies | 1,250 | 68-64 | 16-18 | 23-10 | 14-22 | 15-14 |
| | 3 | FCB vs Virtus Segafredo Bologna | Wed 20 Oct | 20:00 | Arena | 1,200 | 84-46 | 16-17 | 15-14 | 28-11 | 25-4 |
| | 4 | LOIN vs RVBC | Wed 20 Oct | 20:00 | Polideportivo Maloste | 0 | 78-90 | 20-32 | 13-22 | 28-17 | 17-19 |
| | 5 | Virtus Segafredo Bologna vs RVBC | Tue 26 Oct | 19:00 | PalaDozza | 400 | 66-78 | 16-22 | 14-21 | 23-22 | 13-13 |
| | 6 | FCB vs LOIN | Wed 27 Oct | 20:00 | Arena | 2,300 | 58-69 | 17-16 | 22-20 | 12-17 | 7-16 |
| | 7 | FCB vs RVBC | Wed 03 Nov | 20:00 | Arena | 2,500 | 69-72 | 25-20 | 17-18 | 13-19 | 14-15 |
| | 8 | LOIN vs Virtus Segafredo Bologna | Wed 03 Nov | 20:00 | Polideportivo Maloste | 553 | 62-67 | 18-15 | 22-11 | 12-15 | 10-26 |
| | 9 | Virtus Segafredo Bologna vs FCB | Thu 25 Nov | 20:00 | Segafredo Arena | 0 | 60-80 | 10-23 | 20-21 | 10-20 | 20-16 |
| | 10 | RVBC vs LOIN | Wed 24 Nov | 20:00 | Halle des Sports les Oudairies | 1,850 | 75-58 | 19-14 | 18-9 | 21-12 | 17-23 |

| Group H | | | | | | Games | | | Points | | Diff. | Pen. Points | Class. Points |
|---------|--------------------------|-------|-------|--------|--------------------------|--------|-----|------|--------|-----|-------|-------------|---------------|
| Rank | | RVBC | LOIN | FCB | Virtus Segafredo Bologna | Played | Won | Lost | For | Agn | | | |
| 1 | RVBC | | 75-58 | 68-64 | 01 Dec | 5 | 5 | 0 | 383 | 335 | +48 | | 10 |
| 2 | LOIN | 78-90 | | 01 Dec | 62-67 | 5 | 2 | 3 | 332 | 350 | -18 | | 7 |
| 3 | FCB | 69-72 | 58-69 | | 84-46 | 5 | 2 | 3 | 355 | 315 | +40 | | 7 |
| 4 | Virtus Segafredo Bologna | 66-78 | 60-65 | 60-80 | | 5 | 1 | 4 | 299 | 369 | -70 | | 6 |

TOURNAMENT SUMMARY

Regular Season - Group I

| Phase | Game No | Teams | Date | Start Time | Location | Attendance | Final | Q1 | Q2 | Q3 | Q4 | OT1 |
|----------------|---------|-------------|------------|------------|---------------------------------------|------------|-------|-------|-------|-------|-------|-----|
| Regular Season | 1 | KBME vs VAL | Thu 14 Oct | 20:30 | Winketkaai | 180 | 59-67 | 15-19 | 13-17 | 21-7 | 10-24 | |
| | 2 | BNC vs DME | Thu 14 Oct | 20:30 | Hall Octave Henry | 300 | 48-57 | 14-17 | 10-13 | 16-13 | 8-14 | |
| | 3 | DME vs KBME | Thu 21 Oct | 20:15 | Pazo Provincial Dos Deportes De Lugo | 200 | 50-69 | 12-17 | 20-14 | 6-16 | 12-22 | |
| | 4 | VAL vs BNC | Wed 20 Oct | 20:00 | Pabellon Municipal Fuente de San Luis | 1,100 | 95-45 | 21-8 | 28-12 | 18-21 | 28-4 | |
| | 5 | KBME vs BNC | Thu 28 Oct | 20:30 | Winketkaai | 100 | 66-70 | 19-19 | 20-9 | 9-14 | 14-20 | 4-8 |
| | 6 | DME vs VAL | Thu 28 Oct | 20:15 | Pazo Provincial Dos Deportes De Lugo | 200 | 46-66 | 12-16 | 11-26 | 11-14 | 12-10 | |
| | 7 | DME vs BNC | Wed 03 Nov | 20:15 | Pazo Provincial Dos Deportes De Lugo | 200 | 67-62 | 18-8 | 21-16 | 12-14 | 16-24 | |
| | 8 | VAL vs KBME | Tue 02 Nov | 20:30 | Pabellon Municipal Fuente de San Luis | 1,023 | 67-42 | 15-7 | 14-24 | 20-5 | 18-6 | |
| | 9 | KBME vs DME | Thu 25 Nov | 20:30 | Winketkaai | 200 | 64-57 | 18-18 | 12-18 | 17-11 | 17-10 | |
| | 10 | BNC vs VAL | Thu 25 Nov | 20:30 | Hall Octave Henry | 1,000 | 30-96 | 6-21 | 9-20 | 11-22 | 4-33 | |

| Group I | | | | | Games | | | Points | | Diff. | Pen. Points | Class. Points |
|---------|------|-------|--------|--------|-------|--------|-----|--------|-----|-------|-------------|---------------|
| Rank | | VAL | KBME | DME | BNC | Played | Won | Lost | For | | | |
| 1 | VAL | | 67-42 | 02 Dec | 95-45 | 5 | 5 | 0 | 391 | 222 | +169 | 10 |
| 2 | KBME | 59-67 | | 64-57 | 66-70 | 5 | 2 | 3 | 300 | 311 | -11 | 7 |
| 3 | DME | 46-66 | 50-69 | | 67-62 | 5 | 2 | 3 | 277 | 309 | -32 | 7 |
| 4 | BNC | 30-96 | 02 Dec | 48-57 | | 5 | 1 | 4 | 255 | 381 | -126 | 6 |

Regular Season - Group J

| Phase | Game No | Teams | Date | Start Time | Location | Attendance | Final | Q1 | Q2 | Q3 | Q4 |
|----------------|---------|-------------------------|------------|------------|---------------------------------|------------|--------|-------|-------|-------|-------|
| Regular Season | 1 | MOV vs LYON | Wed 13 Oct | 20:30 | Polideportivo Antonio Magarinos | 478 | 70-67 | 15-22 | 14-11 | 11-25 | 30-9 |
| | 2 | MBKRK vs Liege Panthers | Wed 13 Oct | 17:00 | Sportova Hala Koniaren | 200 | 72-69 | 13-22 | 19-13 | 18-21 | 22-13 |
| | 3 | Liege Panthers vs MOV | Wed 20 Oct | 20:30 | Country Hall du Sart Tilman | 500 | 55-66 | 16-10 | 16-17 | 15-18 | 8-21 |
| | 4 | LYON vs MBKRK | Wed 20 Oct | 20:00 | Gymnase Mado Bonnet | 1,305 | 81-50 | 14-17 | 27-6 | 19-12 | 21-15 |
| | 5 | MOV vs MBKRK | Wed 27 Oct | 20:30 | Polideportivo Antonio Magarinos | 0 | 51-55 | 12-14 | 14-21 | 11-10 | 14-10 |
| | 6 | Liege Panthers vs LYON | Wed 27 Oct | 20:30 | Country Hall du Sart Tilman | 1,000 | 41-103 | 9-25 | 8-28 | 18-19 | 6-31 |
| | 7 | Liege Panthers vs MBKRK | Wed 03 Nov | 18:30 | Country Hall du Sart Tilman | 250 | 55-80 | 11-20 | 14-21 | 12-17 | 18-22 |
| | 8 | LYON vs MOV | Wed 03 Nov | 20:00 | Gymnase Mado Bonnet | 1,100 | 72-51 | 24-20 | 14-15 | 24-6 | 10-10 |
| | 9 | MOV vs Liege Panthers | Wed 24 Nov | 20:30 | Polideportivo Antonio Magarinos | 396 | 93-52 | 21-10 | 17-25 | 33-6 | 22-11 |
| | 10 | MBKRK vs LYON | Wed 24 Nov | 17:00 | Sportova Hala Koniaren | 100 | 60-77 | 24-19 | 5-22 | 9-13 | 22-23 |

| Group J | | | | | Games | | | Points | | Diff. | Pen. Points | Class. Points |
|---------|----------------|--------|-------|--------|----------------|--------|-----|--------|-----|-------|-------------|---------------|
| Rank | | LYON | MBKRK | MOV | Liege Panthers | Played | Won | Lost | For | | | |
| 1 | LYON | | 81-50 | 72-51 | 01 Dec | 5 | 4 | 1 | 400 | 272 | +128 | 9 |
| 2 | MBKRK | 60-77 | | 01 Dec | 72-69 | 5 | 3 | 2 | 317 | 333 | -16 | 8 |
| 3 | MOV | 70-67 | 51-55 | | 93-52 | 5 | 3 | 2 | 331 | 301 | +30 | 8 |
| 4 | Liege Panthers | 41-103 | 55-80 | 55-66 | | 5 | 0 | 5 | 272 | 414 | -142 | 5 |

TOURNAMENT SUMMARY

Regular Season - Group K

| Phase | Game No | Teams | Date | Start Time | Location | Attendance | Final | Q1 | Q2 | Q3 | Q4 |
|----------------|---------|-------------|------------|------------|---------------------|------------|-------|-------|-------|-------|-------|
| Regular Season | 1 | ZAB vs CAS | Thu 14 Oct | 18:00 | Sport Hall Rosnicka | 98 | 58-75 | 10-16 | 25-18 | 11-14 | 12-27 |
| | 2 | RUTR vs LDN | Thu 14 Oct | 18:30 | Speiterlinghalle | 100 | 78-81 | 14-19 | 20-11 | 25-26 | 19-25 |
| | 3 | LDN vs ZAB | Wed 20 Oct | 16:00 | Copper Box Arena | 0 | 74-82 | 13-25 | 19-12 | 23-25 | 19-20 |
| | 4 | CAS vs RUTR | Wed 20 Oct | 20:30 | Stade Gaston Reiff | 400 | 61-59 | 20-21 | 12-9 | 15-17 | 14-12 |
| | 5 | ZAB vs RUTR | Wed 27 Oct | 18:00 | Sport Hall Rosnicka | 120 | 90-60 | 24-7 | 22-14 | 22-21 | 22-18 |
| | 6 | LDN vs CAS | Wed 27 Oct | 16:00 | Copper Box Arena | 105 | 69-63 | 19-21 | 19-12 | 16-21 | 15-9 |
| | 7 | LDN vs RUTR | Wed 03 Nov | 16:00 | Copper Box Arena | 75 | 61-68 | 9-12 | 18-14 | 20-18 | 14-24 |
| | 8 | CAS vs ZAB | Wed 03 Nov | 20:30 | Stade Gaston Reiff | 450 | 81-65 | 22-12 | 17-19 | 18-22 | 24-12 |
| | 9 | ZAB vs LDN | Wed 24 Nov | 18:00 | Sport Hall Rosnicka | 520 | 68-41 | 23-5 | 18-19 | 16-5 | 11-12 |
| | 10 | RUTR vs CAS | Thu 25 Nov | 18:30 | Speiterlinghalle | 50 | 68-86 | 20-16 | 16-20 | 22-26 | 10-24 |

| Group K | | | | | Games | | | Points | | Diff. | Pen. Points | Class. Points |
|---------|------|-------|--------|--------|-------|--------|-----|--------|-----|-------|-------------|---------------|
| Rank | | CAS | ZAB | LDN | RUTR | Played | Won | Lost | For | | | |
| 1 | CAS | | 81-65 | 01 Dec | 61-59 | 5 | 4 | 1 | 366 | 319 | +47 | 9 |
| 2 | ZAB | 58-75 | | 68-41 | 90-60 | 5 | 3 | 2 | 363 | 331 | +32 | 8 |
| 3 | LDN | 69-63 | 74-82 | | 61-68 | 5 | 2 | 3 | 326 | 359 | -33 | 7 |
| 4 | RUTR | 68-86 | 02 Dec | 78-81 | | 5 | 1 | 4 | 333 | 379 | -46 | 6 |

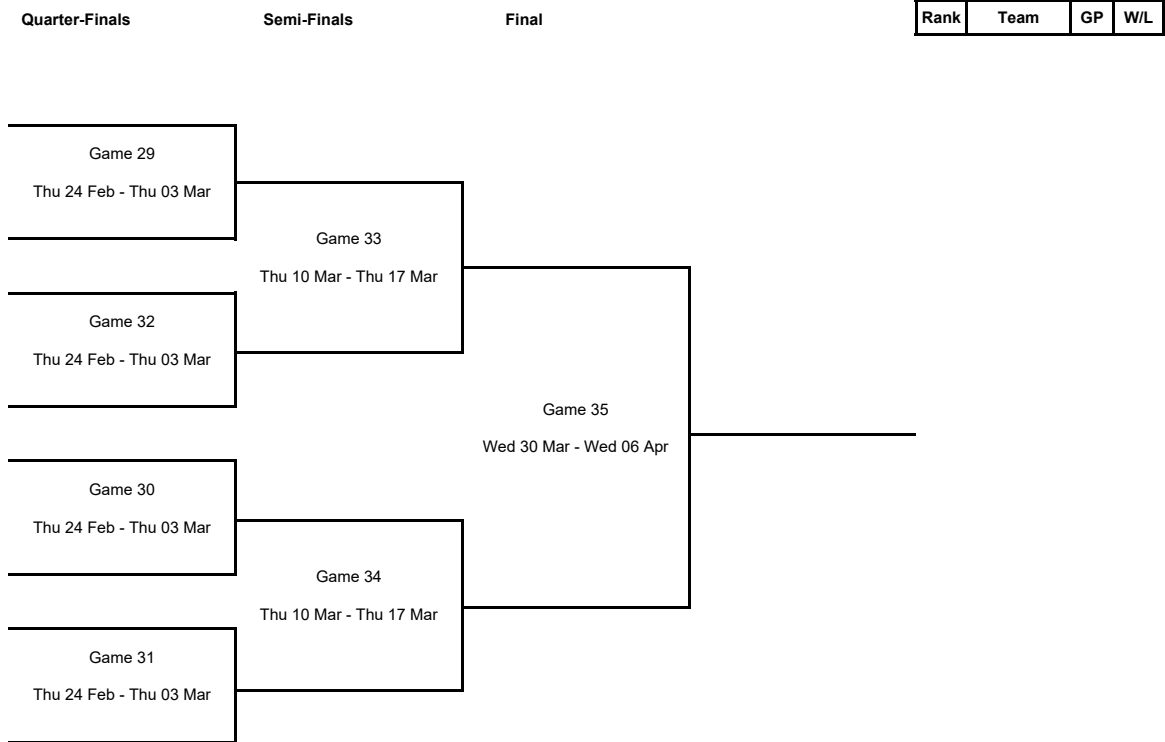
Regular Season - Group L

| Phase | Game No | Teams | Date | Start Time | Location | Attendance | Final | Q1 | Q2 | Q3 | Q4 | OT1 | OT2 |
|----------------|---------|--------------------------------|------------|------------|--------------------------|------------|-------|-------|-------|-------|-------|-----|------|
| Regular Season | 1 | Haukar vs VDA | Thu 14 Oct | 19:30 | Ithrottamidstod Asvellir | 311 | 41-84 | 9-26 | 11-12 | 6-27 | 15-19 | | |
| | 2 | KPB vs Tarbes Gespe Bigorre | Wed 13 Oct | 18:00 | City Hall Vodova | 184 | 49-55 | 21-16 | 9-20 | 12-12 | 7-7 | | |
| | 3 | Tarbes Gespe Bigorre vs Haukar | Wed 20 Oct | 20:00 | Palais des Sports | 270 | 66-53 | 21-11 | 10-17 | 23-12 | 12-13 | | |
| | 4 | VDA vs KPB | Wed 20 Oct | 20:00 | Palacium | 801 | 82-42 | 11-8 | 24-12 | 17-9 | 30-13 | | |
| | 5 | Haukar vs KPB | Thu 28 Oct | 19:30 | Ithrottamidstod Asvellir | 368 | 61-80 | 8-25 | 11-20 | 21-17 | 21-18 | | |
| | 6 | Tarbes Gespe Bigorre vs VDA | Wed 27 Oct | 20:00 | Palais des Sports | 520 | 78-69 | 16-14 | 9-18 | 16-10 | 17-16 | 6-6 | 14-5 |
| | 7 | Tarbes Gespe Bigorre vs KPB | Wed 03 Nov | 20:00 | Palais des Sports | 420 | 73-56 | 22-15 | 16-12 | 20-14 | 15-15 | | |
| | 8 | VDA vs Haukar | Wed 03 Nov | 20:00 | Palacium | 909 | 82-33 | 15-13 | 17-12 | 31-4 | 19-4 | | |
| | 9 | Haukar vs Tarbes Gespe Bigorre | Thu 25 Nov | 19:30 | Ithrottamidstod Asvellir | 98 | 41-79 | 8-24 | 15-12 | 9-16 | 9-27 | | |
| | 10 | KPB vs VDA | Thu 25 Nov | 18:00 | City Hall Vodova | 0 | 45-71 | 8-12 | 10-23 | 9-20 | 18-16 | | |

| Group L | | | | | Games | | | Points | | Diff. | Pen. Points | Class. Points |
|---------|----------------------|----------------------|-------|-------|--------|--------|-----|--------|-----|-------|-------------|---------------|
| Rank | | Tarbes Gespe Bigorre | VDA | KPB | Haukar | Played | Won | Lost | For | | | |
| 1 | Tarbes Gespe Bigorre | | 78-69 | 73-56 | 66-53 | 5 | 5 | 0 | 351 | 268 | +83 | 10 |
| 2 | VDA | 01 Dec | | 82-42 | 82-33 | 5 | 4 | 1 | 388 | 239 | +149 | 9 |
| 3 | KPB | 49-55 | 45-71 | | 01 Dec | 5 | 1 | 4 | 272 | 342 | -70 | 6 |
| 4 | Haukar | 41-79 | 41-84 | 61-80 | | 5 | 0 | 5 | 229 | 391 | -162 | 5 |

| Legend : | | | | | | | |
|----------|----------------|-------|--------------|-----|--------------|----|--------------|
| Class. | Classification | Diff. | Difference | DSQ | Disqualified | GP | Games played |
| OTx | Overtime | Qx | Quarter Time | W/L | Win/Loss | | |

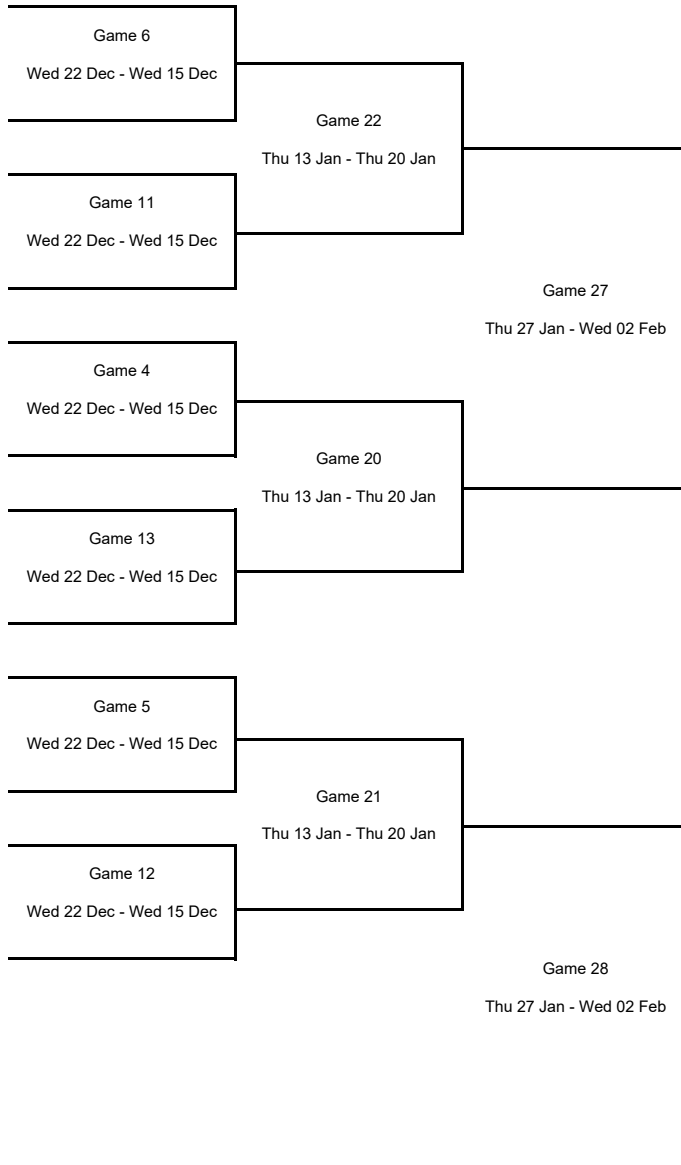
TOURNAMENT SUMMARY



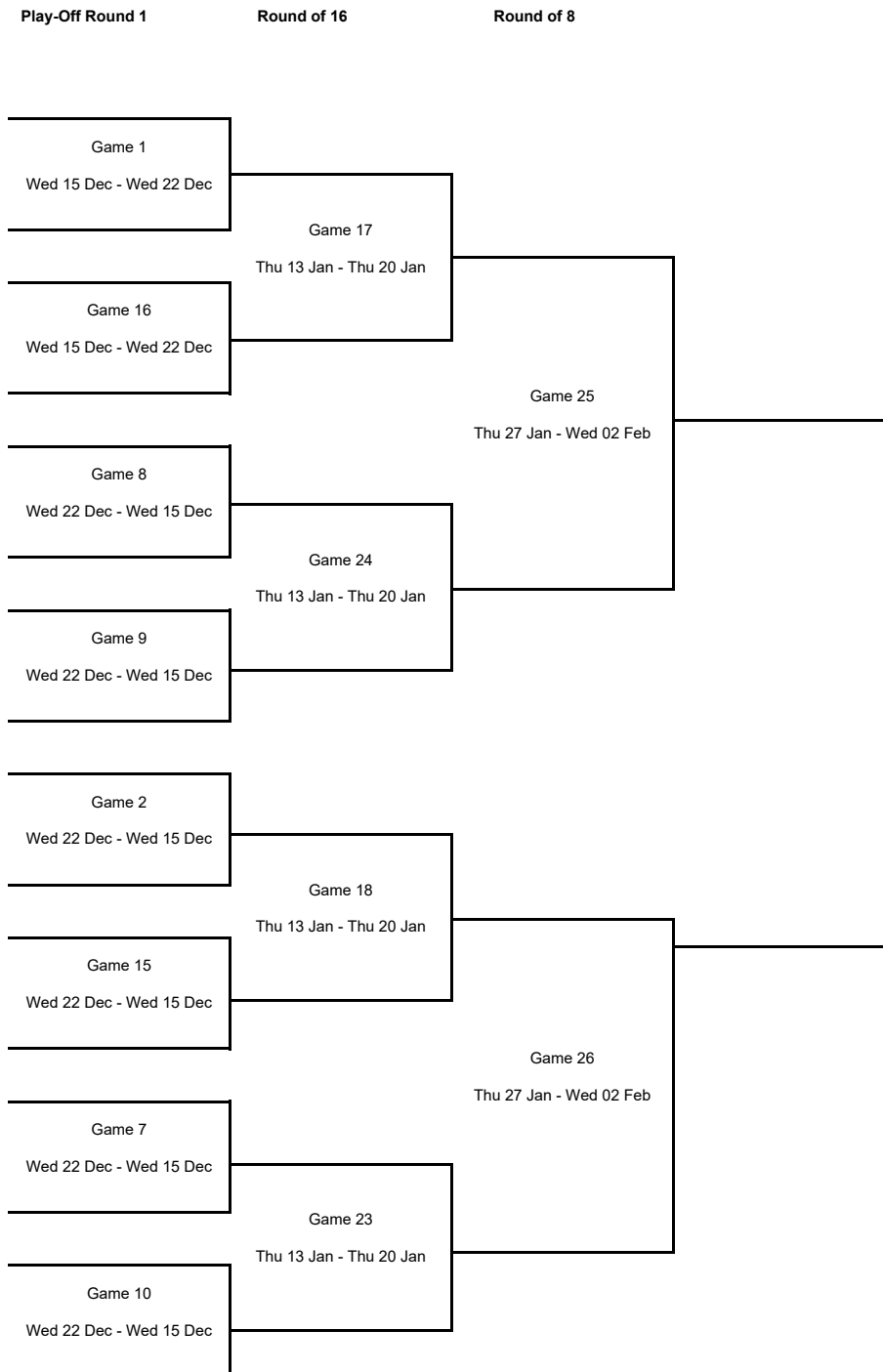
TOURNAMENT SUMMARY



TOURNAMENT SUMMARY



TOURNAMENT SUMMARY



TOURNAMENT SUMMARY

