

Shot Chart

ENI 70 vs 68 POLK

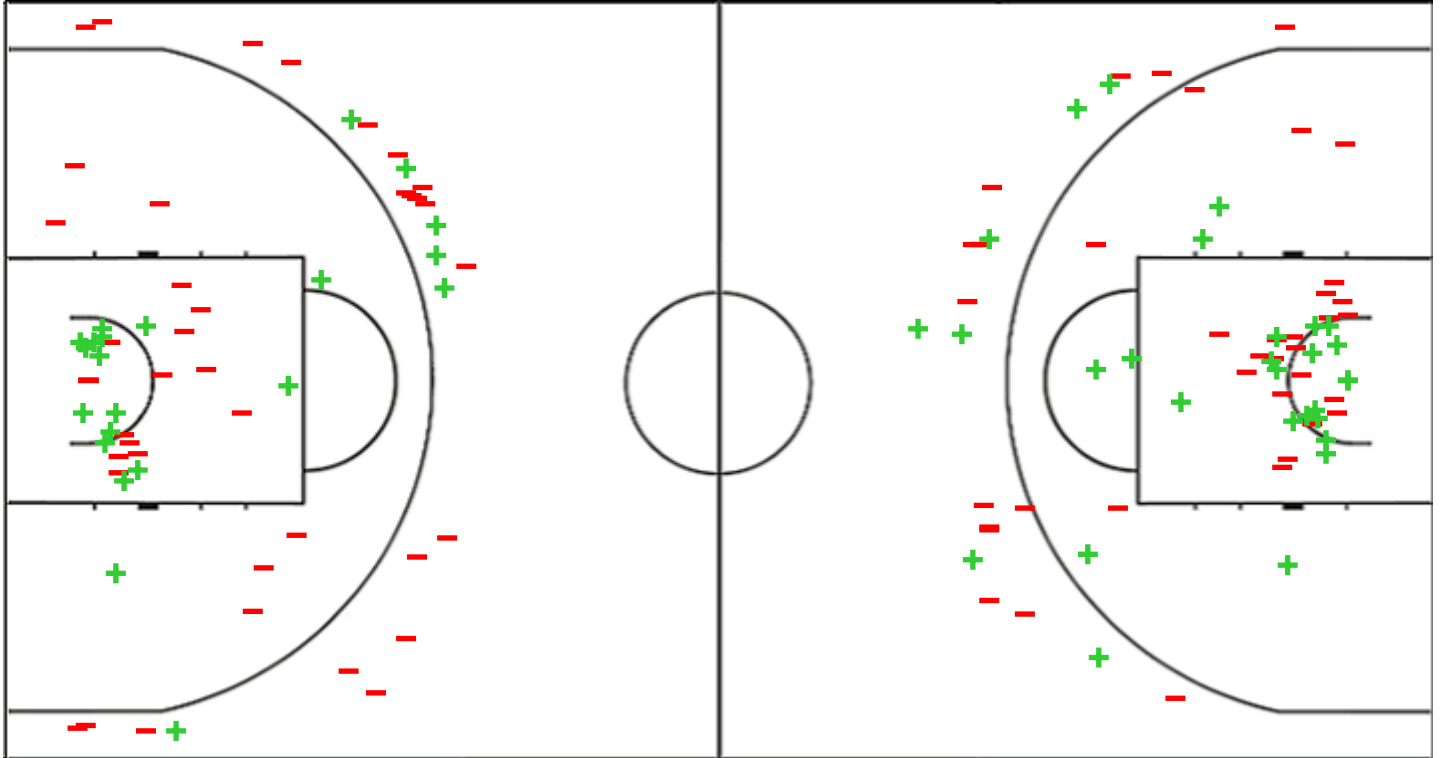
(19-15, 21-19, 11-19, 19-15)

Scoring by 5 min intervals:

	Q1		Q2		Q3		Q4	
ENI	12	19	31	40	45	51	62	70
POLK	7	15	25	34	42	53	57	68

ENI - Enisey Krasnoyarsk Region

POLK - BC Polkowice



ENI	M / A	%
Fied Goals	22 / 64	34
2 Points	16 / 38	42
3 Points	6 / 26	23
Free Throws	20 / 29	69

%	M / A	POLK
43	29 / 68	Fied Goals
47	22 / 47	2 Points
33	7 / 21	3 Points
75	3 / 4	Free Throws

Shot Chart

ENI 70 vs 68 POLK

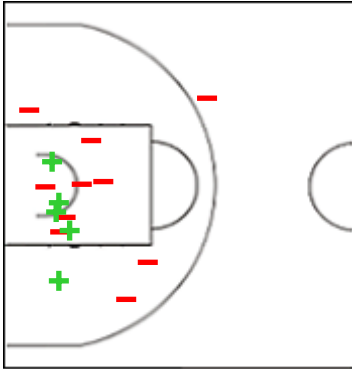
(19-15, 21-19, 11-19, 19-15)

Scoring by 5 min intervals:

	Q1		Q2		Q3		Q4	
ENI	12	19	31	40	45	51	62	70
POLK	7	15	25	34	42	53	57	68

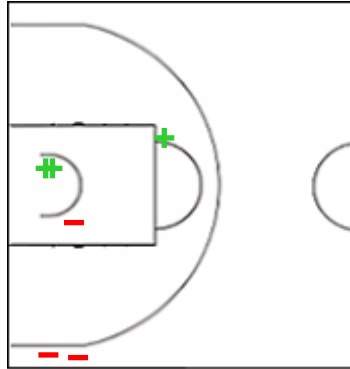
ENI - Enisey Krasnoyarsk Region

1 JONES N'Dea



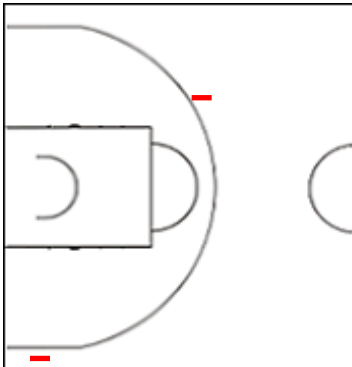
	M / A	%
Fied Goals	5 / 15	33
2 Points	5 / 14	36
3 Points	0 / 1	0
Free Throws	7 / 10	70

7 MATVEEVA Arseniia



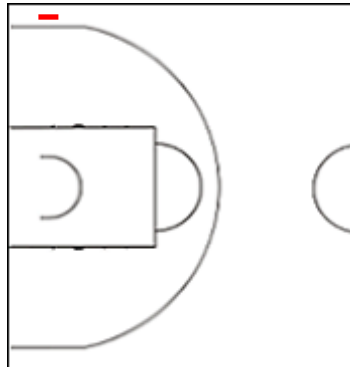
	M / A	%
Fied Goals	3 / 6	50
2 Points	3 / 4	75
3 Points	0 / 2	0
Free Throws	0 / 0	0

14 BRATCHIKOVA Elizaveta



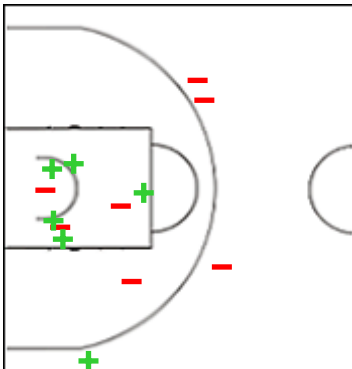
	M / A	%
Fied Goals	0 / 2	0
2 Points	0 / 0	0
3 Points	0 / 2	0
Free Throws	2 / 2	100

23 PASHKOVSKAIA Iana



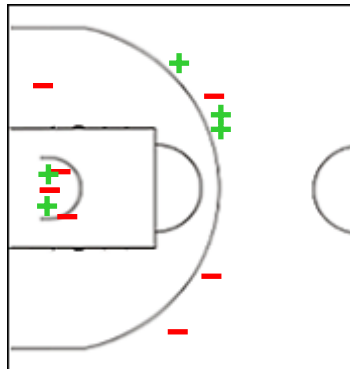
	M / A	%
Fied Goals	0 / 1	0
2 Points	0 / 0	0
3 Points	0 / 1	0
Free Throws	0 / 0	0

31 NARED Jaime



	M / A	%
Fied Goals	6 / 13	46
2 Points	5 / 9	56
3 Points	1 / 4	25
Free Throws	6 / 6	100

32 PACHURINA Anna



	M / A	%
Fied Goals	5 / 13	38
2 Points	2 / 7	29
3 Points	3 / 6	50
Free Throws	2 / 2	100

Shot Chart

ENI 70 vs 68 POLK

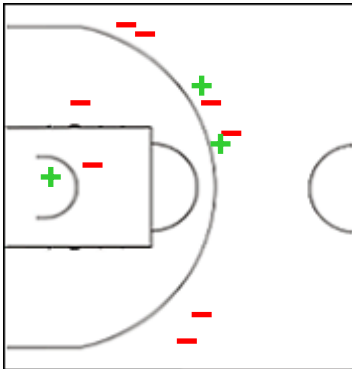
(19-15, 21-19, 11-19, 19-15)

Scoring by 5 min intervals:

	Q1		Q2		Q3		Q4	
ENI	12	19	31	40	45	51	62	70
POLK	7	15	25	34	42	53	57	68

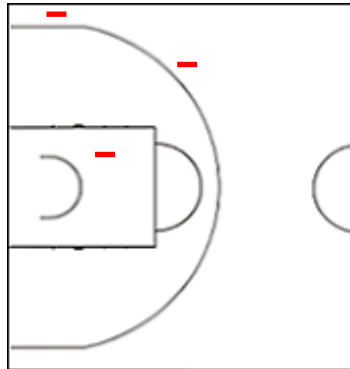
ENI - Enisey Krasnoyarsk Region

33 LATSGAL Alisa



	M / A	%
Fied Goals	3 / 11	27
2 Points	1 / 3	33
3 Points	2 / 8	25
Free Throws	3 / 9	33

43 KRYMOVA Elizaveta



	M / A	%
Fied Goals	0 / 3	0
2 Points	0 / 1	0
3 Points	0 / 2	0
Free Throws	0 / 0	0

Shot Chart

ENI 70 vs 68 POLK

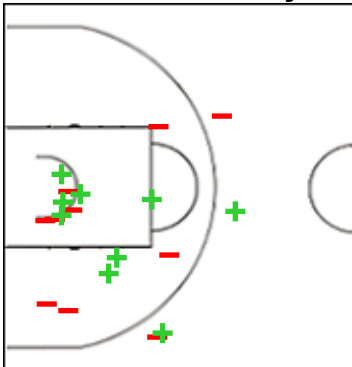
(19-15, 21-19, 11-19, 19-15)

Scoring by 5 min intervals:

	Q1		Q2		Q3		Q4	
ENI	12	19	31	40	45	51	62	70
POLK	7	15	25	34	42	53	57	68

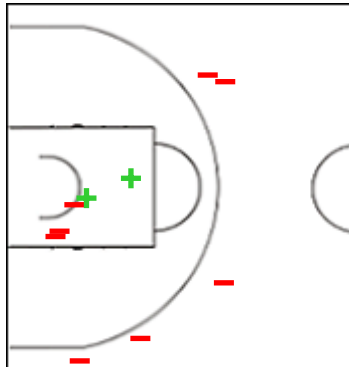
POLK - BC Polkowice

2 FITZGERALD Feyonda



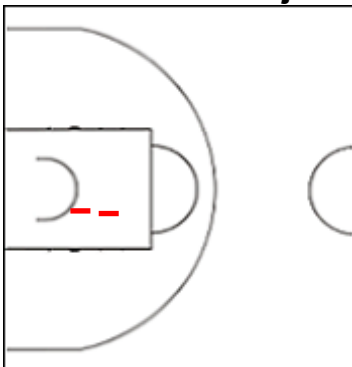
	M / A	%
Fied Goals	9 / 19	47
2 Points	7 / 15	47
3 Points	2 / 4	50
Free Throws	2 / 2	100

13 GAJDA Weronika



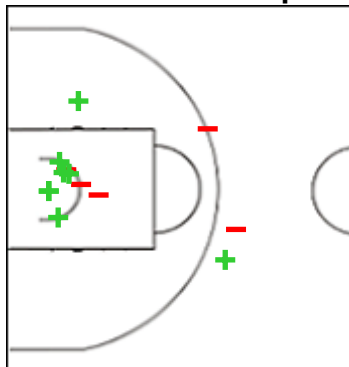
	M / A	%
Fied Goals	2 / 10	20
2 Points	2 / 5	40
3 Points	0 / 5	0
Free Throws	0 / 0	0

21 GRABSKA Alicja



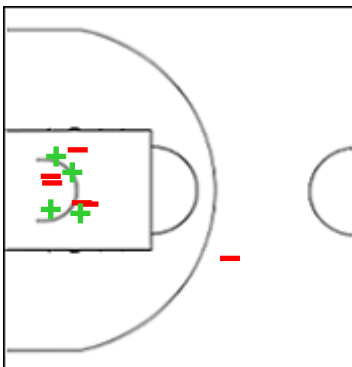
	M / A	%
Fied Goals	0 / 2	0
2 Points	0 / 2	0
3 Points	0 / 0	0
Free Throws	0 / 0	0

23 MAVUNGA Stephanie



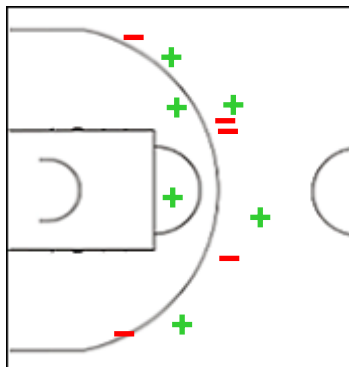
	M / A	%
Fied Goals	8 / 13	62
2 Points	7 / 10	70
3 Points	1 / 3	33
Free Throws	0 / 0	0

25 SPANOU Artemis



	M / A	%
Fied Goals	4 / 10	40
2 Points	4 / 9	44
3 Points	0 / 1	0
Free Throws	0 / 0	0

32 CADO Sasa



	M / A	%
Fied Goals	6 / 11	55
2 Points	2 / 3	67
3 Points	4 / 8	50
Free Throws	0 / 0	0

Shot Chart

ENI 70 vs 68 POLK

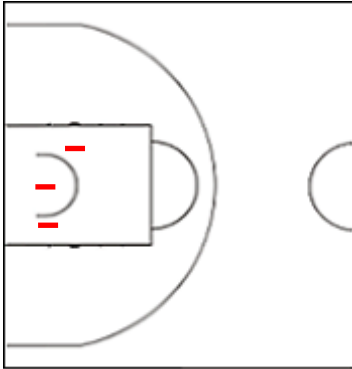
(19-15, 21-19, 11-19, 19-15)

Scoring by 5 min intervals:

	Q1		Q2		Q3		Q4	
ENI	12	19	31	40	45	51	62	70
POLK	7	15	25	34	42	53	57	68

POLK - BC Polkowice

33 TELENGA Weronika



	M / A	%
Fied Goals	0 / 3	0
2 Points	0 / 3	0
3 Points	0 / 0	0
Free Throws	1 / 2	50

Shot Chart

ENI 70 vs 68 POLK

(19-15, 21-19, 11-19, 19-15)

Scoring by 5 min intervals:

	Q1		Q2		Q3		Q4	
ENI	12	19	31	40	45	51	62	70
POLK	7	15	25	34	42	53	57	68

ENI - Enisey Krasnoyarsk Region

POLK - BC Polkowice



	M / A	%
Fied Goals	22 / 64	34
2 Points	16 / 38	42
3 Points	6 / 26	23
Free Throws	20 / 29	69

%	M / A	
43	29 / 68	Fied Goals
47	22 / 47	2 Points
33	7 / 21	3 Points
75	3 / 4	Free Throws