

## Shot Chart

### GYOR 73 vs 69 SSIC

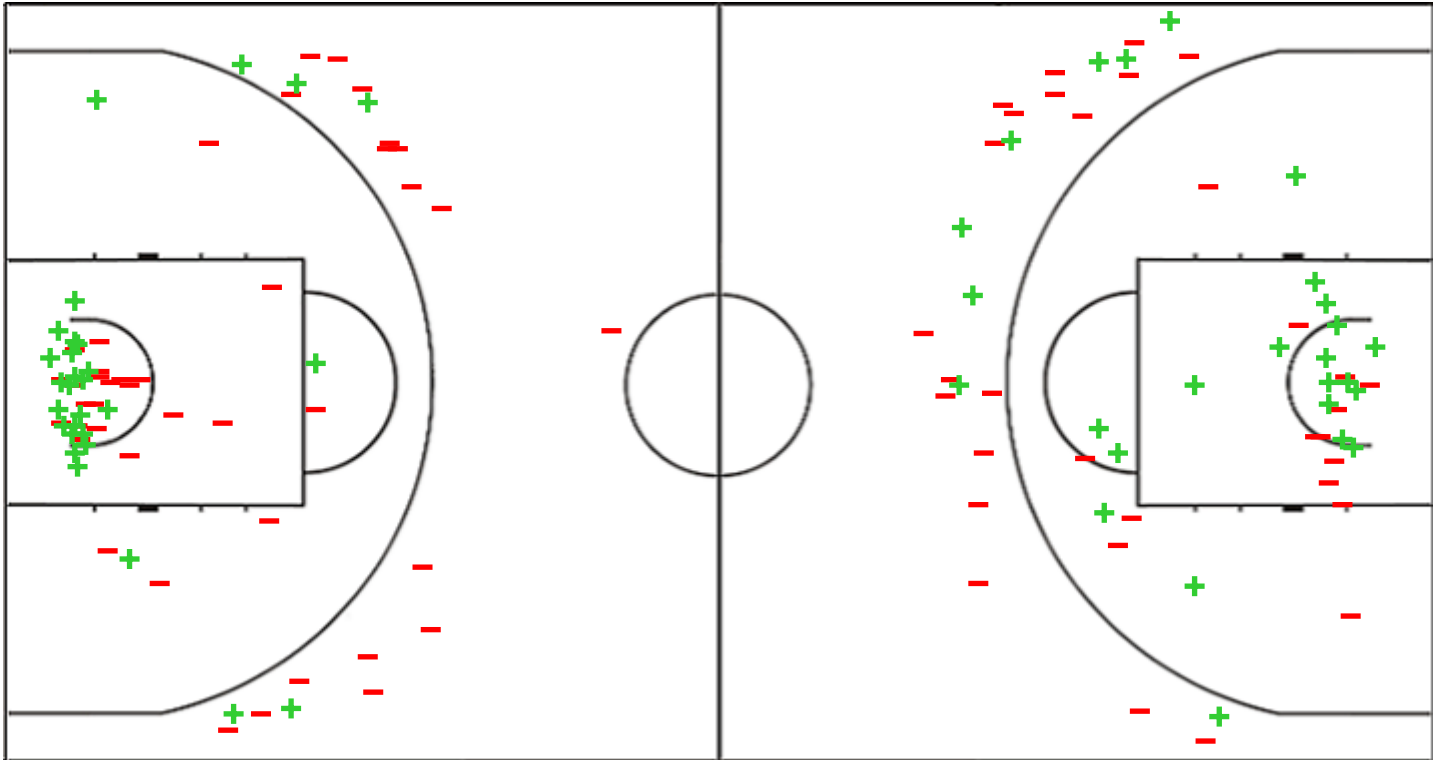
(26-19, 18-20, 19-18, 10-12)

Scoring by 5 min intervals:

	Q1		Q2		Q3		Q4	
<b>GYOR</b>	13	26	39	44	54	63	67	73
<b>SSIC</b>	9	19	28	39	47	57	65	69

GYOR - Uni Győr

SSIC - ACS SEPSI-SIC



GYOR	M / A	%
Fied Goals	29 / 71	41
2 Points	24 / 49	49
3 Points	5 / 22	23
Free Throws	10 / 12	83

%	M / A	SSIC
45	26 / 58	Fied Goals
56	18 / 32	2 Points
31	8 / 26	3 Points
69	9 / 13	Free Throws

## Shot Chart

### GYOR 73 vs 69 SSIC

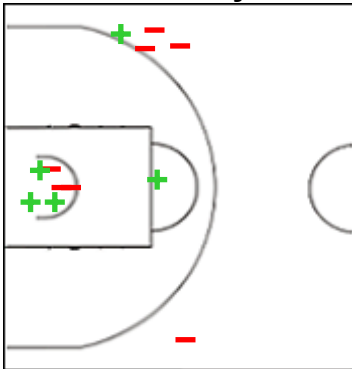
(26-19, 18-20, 19-18, 10-12)

Scoring by 5 min intervals:

	Q1		Q2		Q3		Q4	
<b>GYOR</b>	13	26	39	44	54	63	67	73
<b>SSIC</b>	9	19	28	39	47	57	65	69

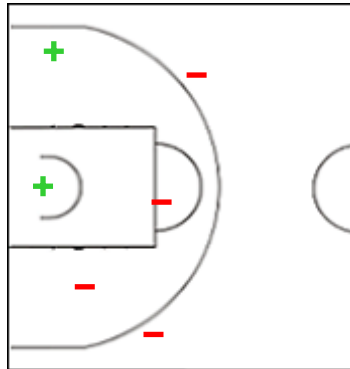
### GYOR - Uni Gyor

#### 0 COLLEY Shay



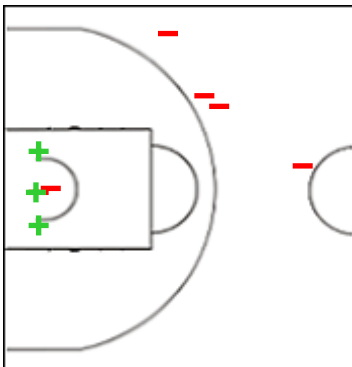
	M / A	%
Fied Goals	5 / 12	42
2 Points	4 / 7	57
3 Points	1 / 5	20
Free Throws	5 / 6	83

#### 4 DUBEI Debora



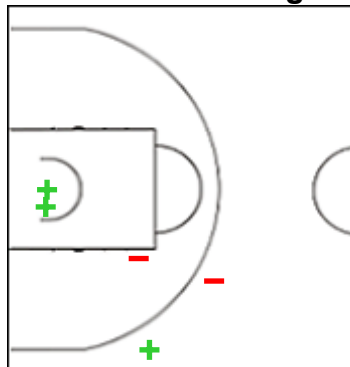
	M / A	%
Fied Goals	2 / 6	33
2 Points	2 / 4	50
3 Points	0 / 2	0
Free Throws	0 / 0	0

#### 8 NAGY Dora



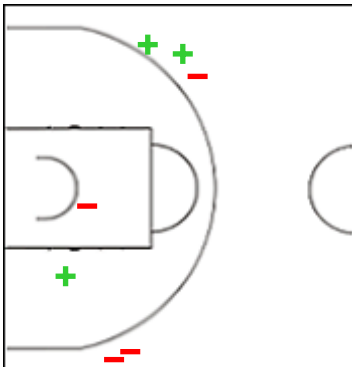
	M / A	%
Fied Goals	3 / 9	33
2 Points	3 / 5	60
3 Points	0 / 4	0
Free Throws	2 / 2	100

#### 9 WENINGER Virag



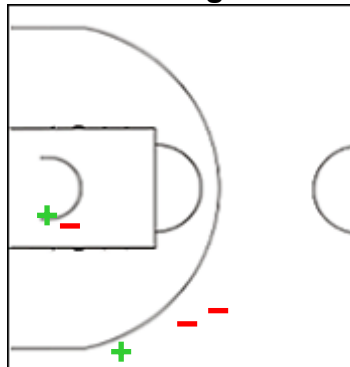
	M / A	%
Fied Goals	3 / 5	60
2 Points	2 / 3	67
3 Points	1 / 2	50
Free Throws	2 / 2	100

#### 11 OROSZOVA Sabina



	M / A	%
Fied Goals	3 / 7	43
2 Points	1 / 2	50
3 Points	2 / 5	40
Free Throws	0 / 0	0

#### 13 TOROK Agnes



	M / A	%
Fied Goals	2 / 5	40
2 Points	1 / 2	50
3 Points	1 / 3	33
Free Throws	1 / 2	50

## Shot Chart

### GYOR 73 vs 69 SSIC

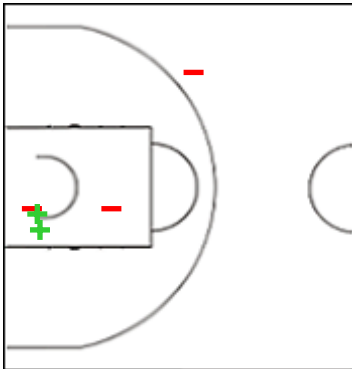
(26-19, 18-20, 19-18, 10-12)

Scoring by 5 min intervals:

	Q1		Q2		Q3		Q4	
<b>GYOR</b>	13	26	39	44	54	63	67	73
<b>SSIC</b>	9	19	28	39	47	57	65	69

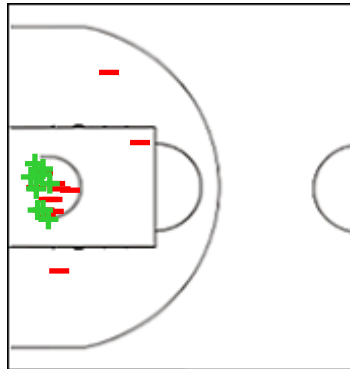
### GYOR - Uni Győr

#### 15 DOMBAI Reka



	M / A	%
<b>Fied Goals</b>	2 / 5	40
<b>2 Points</b>	2 / 4	50
<b>3 Points</b>	0 / 1	0
<b>Free Throws</b>	0 / 0	0

#### 32 MOMPREMIER Beatrice



	M / A	%
<b>Fied Goals</b>	9 / 22	41
<b>2 Points</b>	9 / 22	41
<b>3 Points</b>	0 / 0	0
<b>Free Throws</b>	0 / 0	0

## Shot Chart

### GYOR 73 vs 69 SSIC

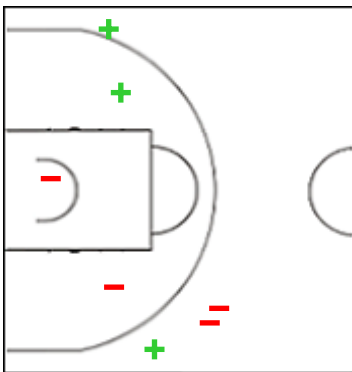
(26-19, 18-20, 19-18, 10-12)

Scoring by 5 min intervals:

	Q1		Q2		Q3		Q4	
<b>GYOR</b>	13	26	39	44	54	63	67	73
<b>SSIC</b>	9	19	28	39	47	57	65	69

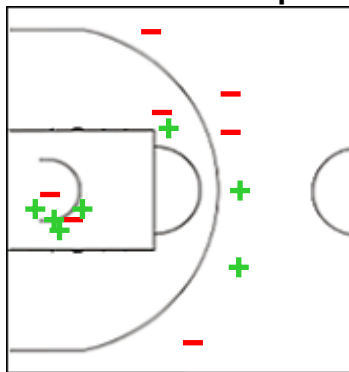
### SSIC - ACS SEPSI-SIC

#### 5 PASIC Jovana



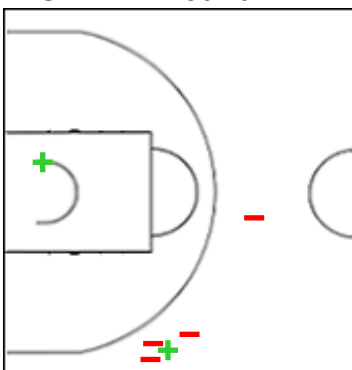
	M / A	%
Fied Goals	3 / 7	43
2 Points	1 / 3	33
3 Points	2 / 4	50
Free Throws	1 / 2	50

#### 6 WALLACE Shaqwedia



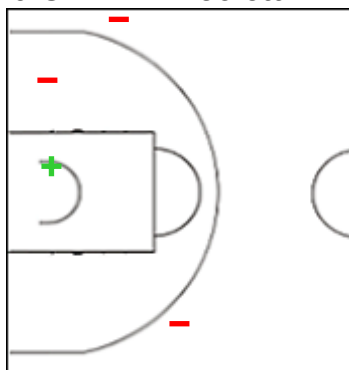
	M / A	%
Fied Goals	7 / 14	50
2 Points	5 / 8	63
3 Points	2 / 6	33
Free Throws	1 / 2	50

#### 7 GHIZILA Ioana



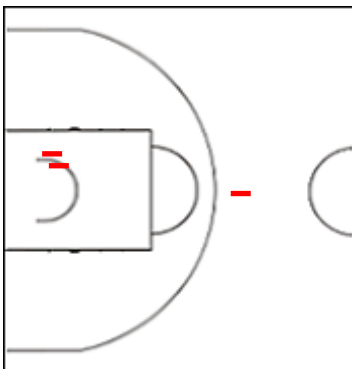
	M / A	%
Fied Goals	2 / 6	33
2 Points	1 / 1	100
3 Points	1 / 5	20
Free Throws	0 / 0	0

#### 9 ORBAN Nicolett



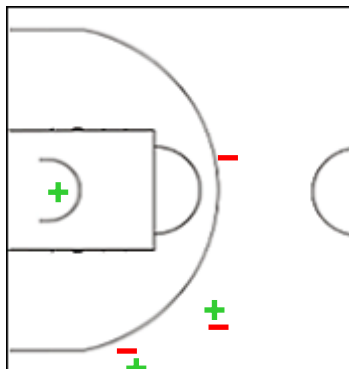
	M / A	%
Fied Goals	1 / 4	25
2 Points	1 / 2	50
3 Points	0 / 2	0
Free Throws	0 / 0	0

#### 10 CATINEAN Stefania



	M / A	%
Fied Goals	0 / 3	0
2 Points	0 / 2	0
3 Points	0 / 1	0
Free Throws	1 / 2	50

#### 23 PODAR Alina



	M / A	%
Fied Goals	3 / 6	50
2 Points	1 / 1	100
3 Points	2 / 5	40
Free Throws	0 / 0	0

## Shot Chart

### GYOR 73 vs 69 SSIC

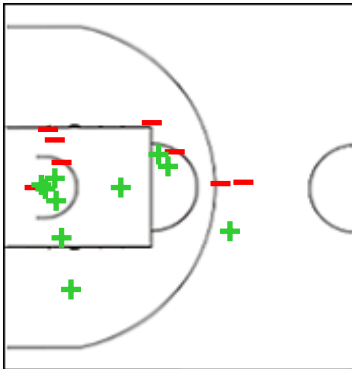
(26-19, 18-20, 19-18, 10-12)

Scoring by 5 min intervals:

	Q1		Q2		Q3		Q4	
<b>GYOR</b>	13	26	39	44	54	63	67	73
<b>SSIC</b>	9	19	28	39	47	57	65	69

### SSIC - ACS SEPSI-SIC

#### 34 FRASER Brianna Ashaki



	M / A	%
<b>Fied Goals</b>	10 / 18	56
<b>2 Points</b>	9 / 15	60
<b>3 Points</b>	1 / 3	33
<b>Free Throws</b>	6 / 7	86

## Shot Chart

### GYOR 73 vs 69 SSIC

(26-19, 18-20, 19-18, 10-12)

Scoring by 5 min intervals:

	Q1		Q2		Q3		Q4	
<b>GYOR</b>	13	26	39	44	54	63	67	73
<b>SSIC</b>	9	19	28	39	47	57	65	69

GYOR - Uni Győr

SSIC - ACS SEPSI-SIC



	M / A	%
<b>Fied Goals</b>	29 / 71	41
<b>2 Points</b>	24 / 49	49
<b>3 Points</b>	5 / 22	23
<b>Free Throws</b>	10 / 12	83

%	M / A	
45	26 / 58	<b>Fied Goals</b>
56	18 / 32	<b>2 Points</b>
31	8 / 26	<b>3 Points</b>
69	9 / 13	<b>Free Throws</b>