

Shot Chart

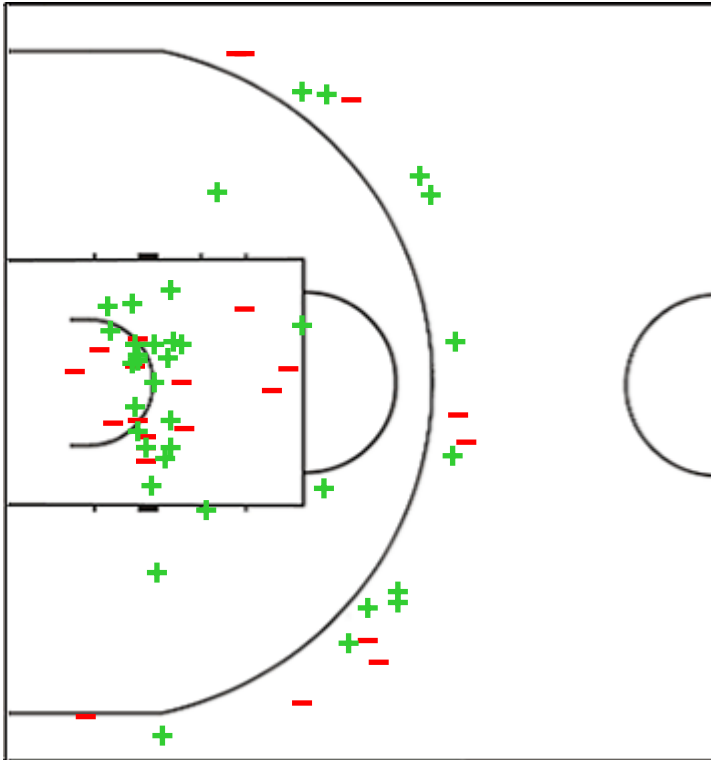
CAS 92 vs 93 PROM

(18-27, 21-19, 23-24, 30-23)

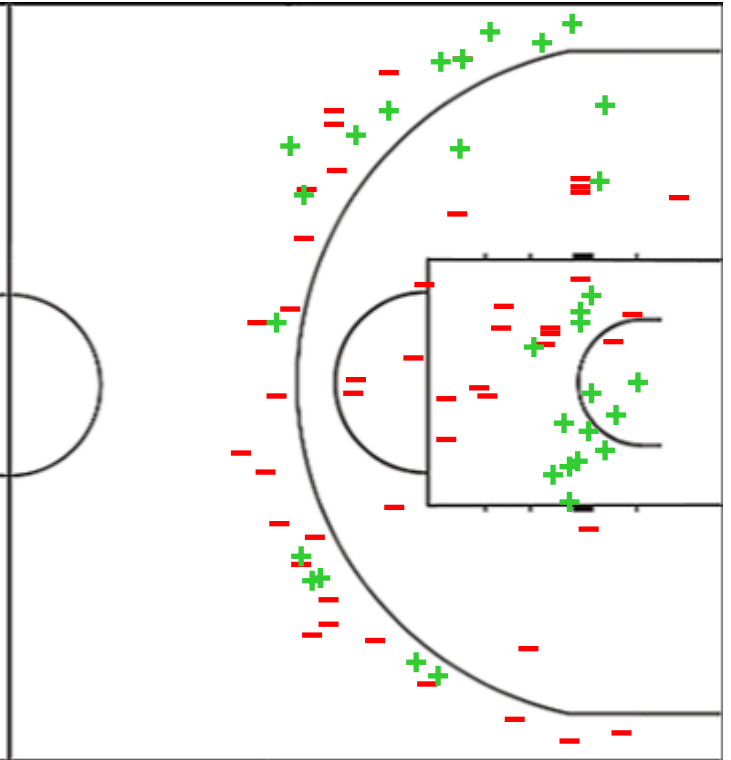
Scoring by 5 min intervals:

	Q1		Q2		Q3		Q4	
CAS	7	18	30	39	53	62	80	92
PROM	12	27	39	46	57	70	85	93

CAS - Mithra Castors Braine



PROM - BC Prometey



CAS	M / A	%
Fied Goals	36 / 59	61
2 Points	25 / 40	63
3 Points	11 / 19	58
Free Throws	9 / 14	64

PROM	M / A	%
Fied Goals	32 / 79	41
2 Points	17 / 41	41
3 Points	15 / 38	39
Free Throws	14 / 18	78

Shot Chart

CAS 92 vs 93 PROM

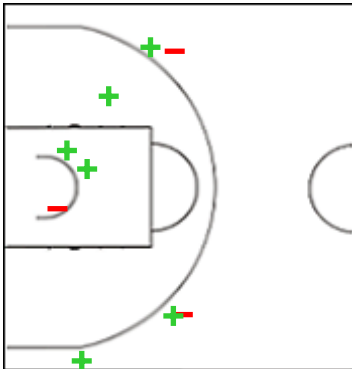
(18-27, 21-19, 23-24, 30-23)

Scoring by 5 min intervals:

	Q1		Q2		Q3		Q4	
CAS	7	18	30	39	53	62	80	92
PROM	12	27	39	46	57	70	85	93

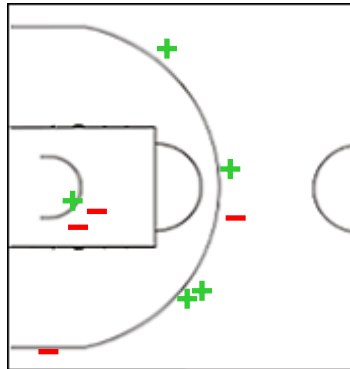
CAS - Mithra Castors Braine

1 KONIG Aislinn



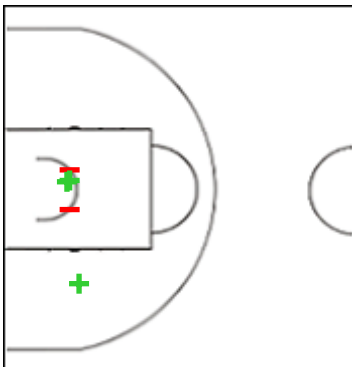
	M / A	%
Fied Goals	6 / 9	67
2 Points	3 / 4	75
3 Points	3 / 5	60
Free Throws	0 / 0	0

4 RAMETTE Elise



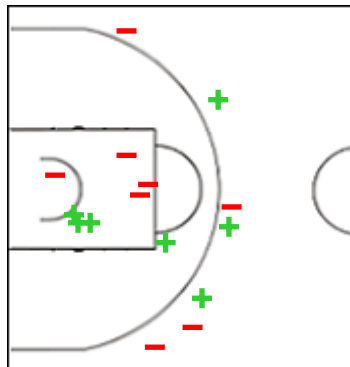
	M / A	%
Fied Goals	5 / 9	56
2 Points	1 / 4	25
3 Points	4 / 5	80
Free Throws	1 / 2	50

11 HAMILTON-CARTER Danielle



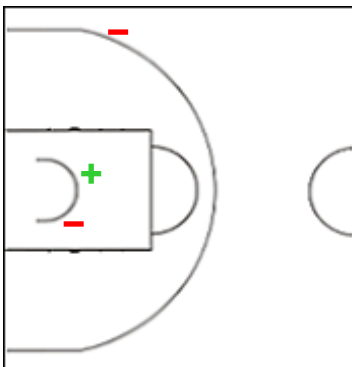
	M / A	%
Fied Goals	3 / 5	60
2 Points	3 / 5	60
3 Points	0 / 0	0
Free Throws	0 / 0	0

15 BEREZHYNKA Valeriya



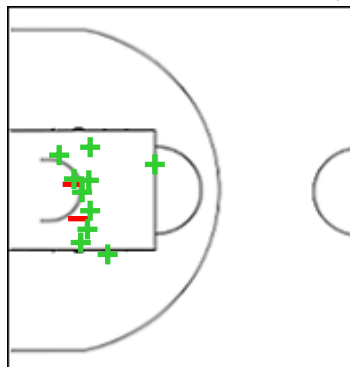
	M / A	%
Fied Goals	7 / 15	47
2 Points	4 / 8	50
3 Points	3 / 7	43
Free Throws	2 / 2	100

21 LINDSTROM Jessica



	M / A	%
Fied Goals	1 / 3	33
2 Points	1 / 2	50
3 Points	0 / 1	0
Free Throws	2 / 3	67

22 DORNSTAUDER Quinn



	M / A	%
Fied Goals	10 / 12	83
2 Points	10 / 12	83
3 Points	0 / 0	0
Free Throws	2 / 4	50

Shot Chart

CAS 92 vs 93 PROM

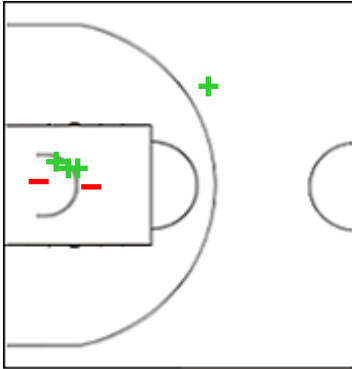
(18-27, 21-19, 23-24, 30-23)

Scoring by 5 min intervals:

	Q1		Q2		Q3		Q4	
CAS	7	18	30	39	53	62	80	92
PROM	12	27	39	46	57	70	85	93

CAS - Mithra Castors Braine

31 LISOWA MBAKA Maxuella



	M / A	%
Fied Goals	4 / 6	67
2 Points	3 / 5	60
3 Points	1 / 1	100
Free Throws	2 / 2	100

Shot Chart

CAS 92 vs 93 PROM

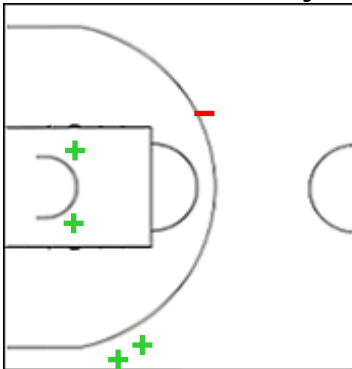
(18-27, 21-19, 23-24, 30-23)

Scoring by 5 min intervals:

	Q1		Q2		Q3		Q4	
CAS	7	18	30	39	53	62	80	92
PROM	12	27	39	46	57	70	85	93

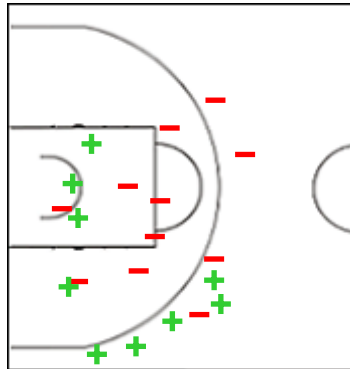
PROM - BC Prometey

5 BALABAN Viktoriya



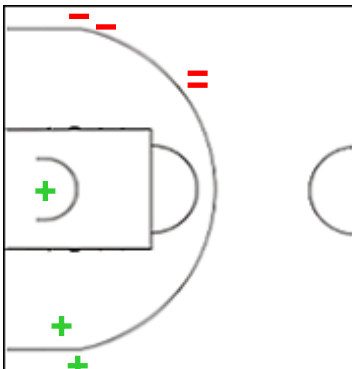
	M / A	%
Fied Goals	4 / 5	80
2 Points	2 / 2	100
3 Points	2 / 3	67
Free Throws	2 / 2	100

7 ATKINS Ariel



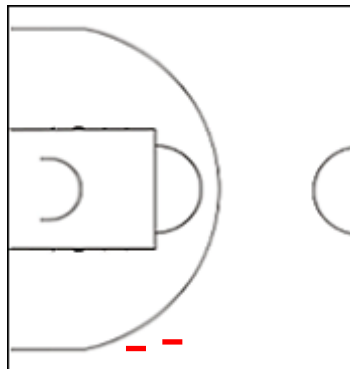
	M / A	%
Fied Goals	9 / 20	45
2 Points	4 / 11	36
3 Points	5 / 9	56
Free Throws	6 / 10	60

10 DATSKO Uliana



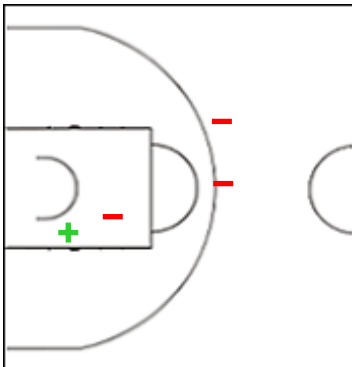
	M / A	%
Fied Goals	3 / 7	43
2 Points	2 / 2	100
3 Points	1 / 5	20
Free Throws	0 / 0	0

18 MUSIENKO Yulia



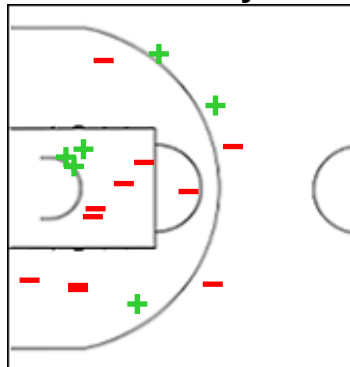
	M / A	%
Fied Goals	0 / 2	0
2 Points	0 / 0	0
3 Points	0 / 2	0
Free Throws	0 / 0	0

21 YURKEVICHUS Tetiana



	M / A	%
Fied Goals	1 / 4	25
2 Points	1 / 2	50
3 Points	0 / 2	0
Free Throws	0 / 0	0

24 HOLMES Joyner



	M / A	%
Fied Goals	6 / 17	35
2 Points	4 / 13	31
3 Points	2 / 4	50
Free Throws	2 / 2	100

Shot Chart

CAS 92 vs 93 PROM

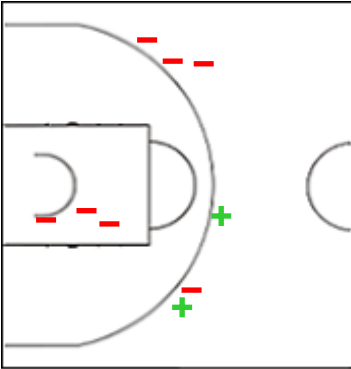
(18-27, 21-19, 23-24, 30-23)

Scoring by 5 min intervals:

	Q1		Q2		Q3		Q4	
CAS	7	18	30	39	53	62	80	92
PROM	12	27	39	46	57	70	85	93

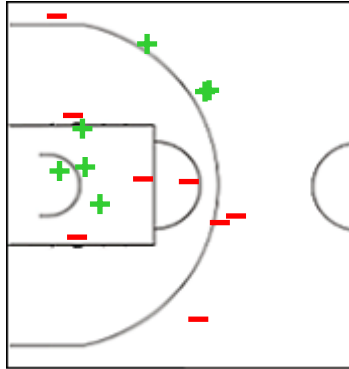
PROM - BC Prometey

32 RYMARENKO Kateryna



	M / A	%
Fied Goals	2 / 9	22
2 Points	0 / 3	0
3 Points	2 / 6	33
Free Throws	3 / 3	100

77 BABIC Nikolina



	M / A	%
Fied Goals	7 / 15	47
2 Points	4 / 8	50
3 Points	3 / 7	43
Free Throws	1 / 1	100

Shot Chart

CAS 92 vs 93 PROM

(18-27, 21-19, 23-24, 30-23)

Scoring by 5 min intervals:

	Q1		Q2		Q3		Q4	
CAS	7	18	30	39	53	62	80	92
PROM	12	27	39	46	57	70	85	93

CAS - Mithra Castors Braine

PROM - BC Prometey



	M / A	%
Fied Goals	36 / 59	61
2 Points	25 / 40	63
3 Points	11 / 19	58
Free Throws	9 / 14	64

%	M / A	
41	32 / 79	Fied Goals
41	17 / 41	2 Points
39	15 / 38	3 Points
78	14 / 18	Free Throws