

Shot Chart

PROM 79 vs 56 CAS

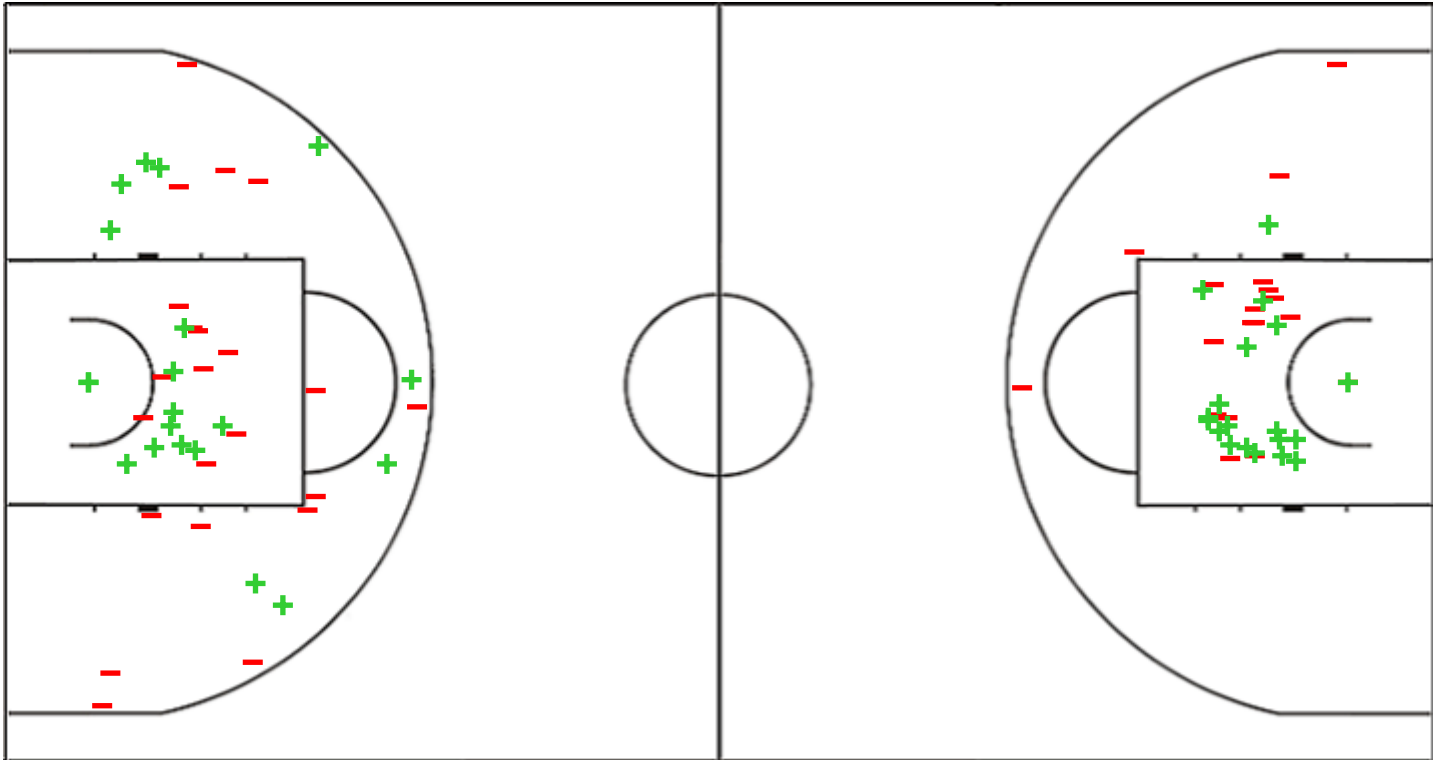
(27-11, 21-15, 23-19, 8-11)

Scoring by 5 min intervals:

	Q1		Q2		Q3		Q4	
PROM	12	27	35	48	58	71	75	79
CAS	4	11	16	26	34	45	48	56

PROM - BC Prometey

CAS - Mithra Castors Braine



PROM	M / A	%
Fied Goals	32 / 79	41
2 Points	20 / 42	48
3 Points	12 / 37	32
Free Throws	3 / 4	75

%	M / A	CAS
38	23 / 61	Fied Goals
51	19 / 37	2 Points
17	4 / 24	3 Points
60	6 / 10	Free Throws

Shot Chart

PROM 79 vs 56 CAS

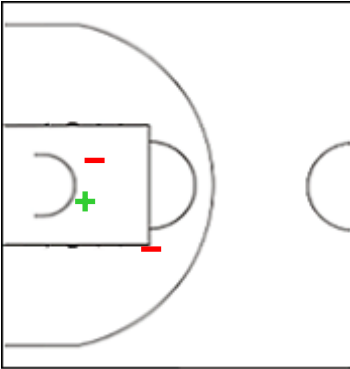
(27-11, 21-15, 23-19, 8-11)

Scoring by 5 min intervals:

	Q1		Q2		Q3		Q4	
PROM	12	27	35	48	58	71	75	79
CAS	4	11	16	26	34	45	48	56

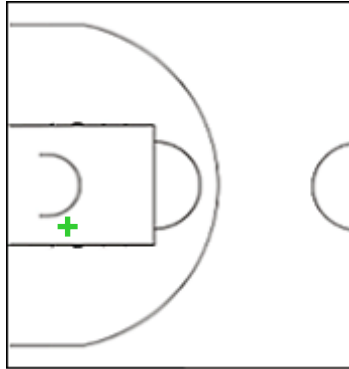
PROM - BC Prometey

4 DUBROVINA Olga



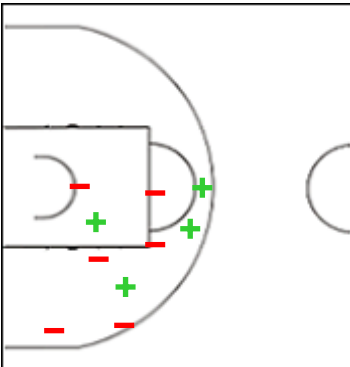
	M / A	%
Fied Goals	1 / 7	14
2 Points	1 / 3	33
3 Points	0 / 4	0
Free Throws	0 / 0	0

5 BALABAN Viktoriya



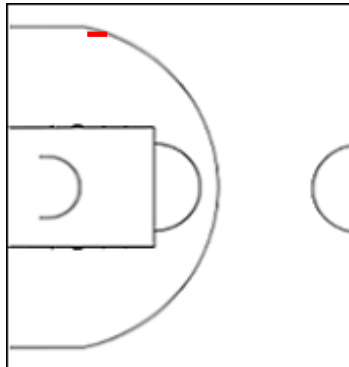
	M / A	%
Fied Goals	3 / 6	50
2 Points	1 / 1	100
3 Points	2 / 5	40
Free Throws	0 / 0	0

7 ATKINS Ariel



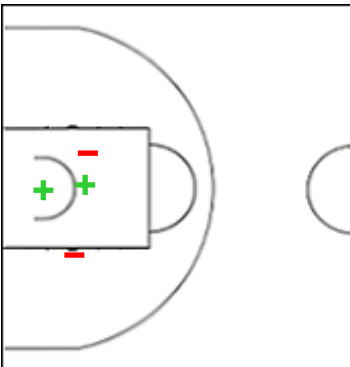
	M / A	%
Fied Goals	8 / 20	40
2 Points	4 / 10	40
3 Points	4 / 10	40
Free Throws	1 / 2	50

10 DATSKO Uliana



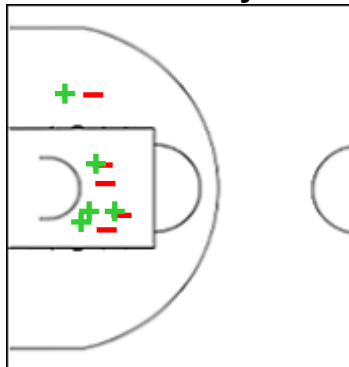
	M / A	%
Fied Goals	0 / 2	0
2 Points	0 / 1	0
3 Points	0 / 1	0
Free Throws	0 / 0	0

21 YURKEVICHUS Tetiana



	M / A	%
Fied Goals	4 / 6	67
2 Points	2 / 4	50
3 Points	2 / 2	100
Free Throws	0 / 0	0

24 HOLMES Joyner



	M / A	%
Fied Goals	6 / 13	46
2 Points	5 / 10	50
3 Points	1 / 3	33
Free Throws	2 / 2	100

Shot Chart

PROM 79 vs 56 CAS

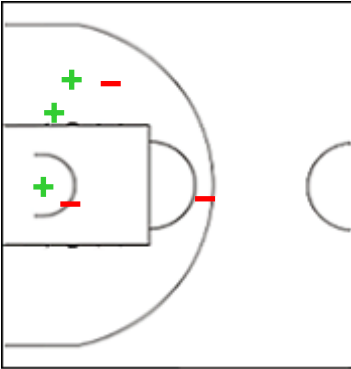
(27-11, 21-15, 23-19, 8-11)

Scoring by 5 min intervals:

	Q1		Q2		Q3		Q4	
PROM	12	27	35	48	58	71	75	79
CAS	4	11	16	26	34	45	48	56

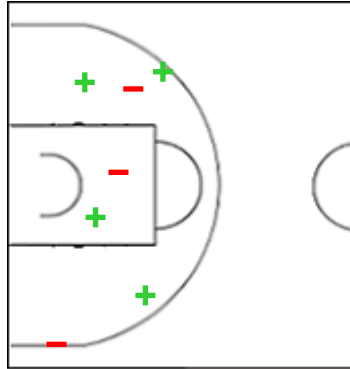
PROM - BC Prometey

32 RYMARENKO Kateryna



	M / A	%
Fied Goals	5 / 9	56
2 Points	3 / 6	50
3 Points	2 / 3	67
Free Throws	0 / 0	0

77 BABIC Nikolina



	M / A	%
Fied Goals	5 / 16	31
2 Points	4 / 7	57
3 Points	1 / 9	11
Free Throws	0 / 0	0

Shot Chart

PROM 79 vs 56 CAS

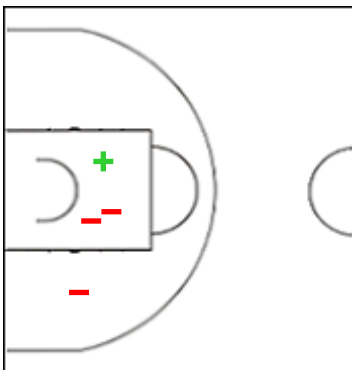
(27-11, 21-15, 23-19, 8-11)

Scoring by 5 min intervals:

	Q1		Q2		Q3		Q4	
PROM	12	27	35	48	58	71	75	79
CAS	4	11	16	26	34	45	48	56

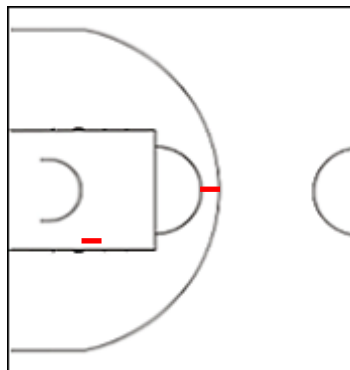
CAS - Mithra Castors Braine

1 KONIG Aislinn



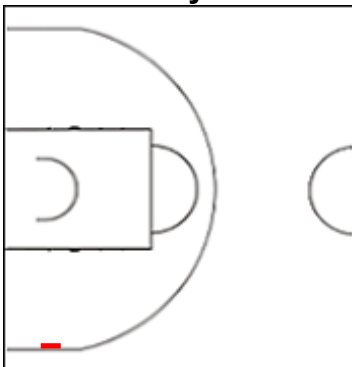
	M / A	%
Fied Goals	4 / 17	24
2 Points	1 / 4	25
3 Points	3 / 13	23
Free Throws	0 / 0	0

4 RAMETTE Elise



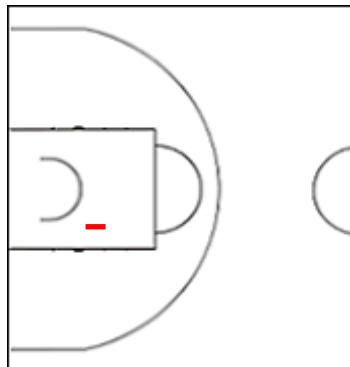
	M / A	%
Fied Goals	1 / 4	25
2 Points	0 / 2	0
3 Points	1 / 2	50
Free Throws	0 / 0	0

7 HERING Lynn



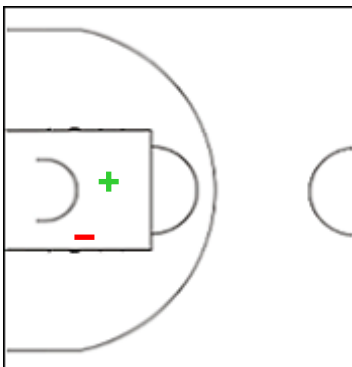
	M / A	%
Fied Goals	0 / 1	0
2 Points	0 / 1	0
3 Points	0 / 0	0
Free Throws	0 / 2	0

10 KAPENGA Tesse



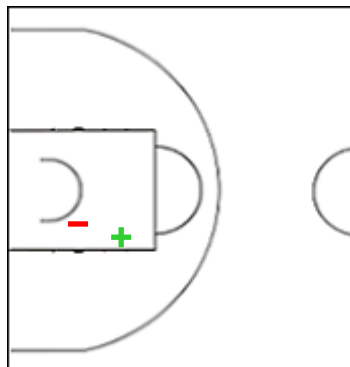
	M / A	%
Fied Goals	0 / 4	0
2 Points	0 / 1	0
3 Points	0 / 3	0
Free Throws	0 / 0	0

11 HAMILTON-CARTER Danielle



	M / A	%
Fied Goals	1 / 2	50
2 Points	1 / 2	50
3 Points	0 / 0	0
Free Throws	0 / 0	0

15 BEREZHYNKA Valeriya



	M / A	%
Fied Goals	1 / 4	25
2 Points	1 / 2	50
3 Points	0 / 2	0
Free Throws	1 / 1	100

Shot Chart

PROM 79 vs 56 CAS

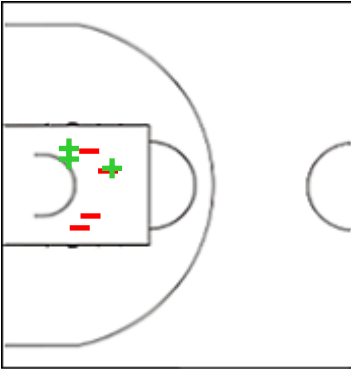
(27-11, 21-15, 23-19, 8-11)

Scoring by 5 min intervals:

	Q1		Q2		Q3		Q4	
PROM	12	27	35	48	58	71	75	79
CAS	4	11	16	26	34	45	48	56

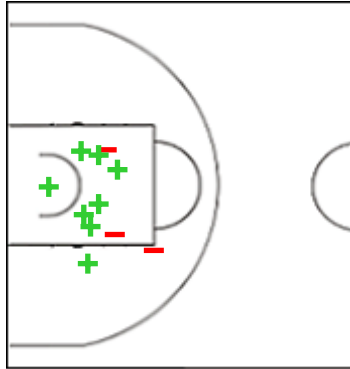
CAS - Mithra Castors Braine

21 LINDSTROM Jessica



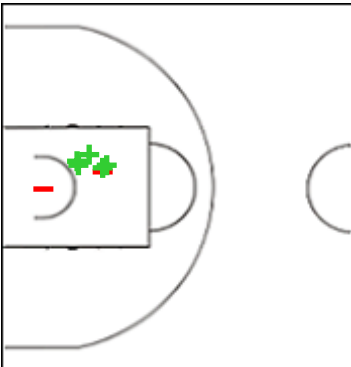
	M / A	%
Fied Goals	3 / 10	30
2 Points	3 / 7	43
3 Points	0 / 3	0
Free Throws	3 / 5	60

22 DORNSTAUDER Quinn



	M / A	%
Fied Goals	8 / 11	73
2 Points	8 / 11	73
3 Points	0 / 0	0
Free Throws	0 / 0	0

31 LISOWA MBAKA Maxuella



	M / A	%
Fied Goals	5 / 8	63
2 Points	5 / 7	71
3 Points	0 / 1	0
Free Throws	2 / 2	100

Shot Chart

PROM 79 vs 56 CAS

(27-11, 21-15, 23-19, 8-11)

Scoring by 5 min intervals:

	Q1		Q2		Q3		Q4	
PROM	12	27	35	48	58	71	75	79
CAS	4	11	16	26	34	45	48	56

PROM - BC Prometey

CAS - Mithra Castors Braine



	M / A	%
Fied Goals	32 / 79	41
2 Points	20 / 42	48
3 Points	12 / 37	32
Free Throws	3 / 4	75

%	M / A	
38	23 / 61	Fied Goals
51	19 / 37	2 Points
17	4 / 24	3 Points
60	6 / 10	Free Throws