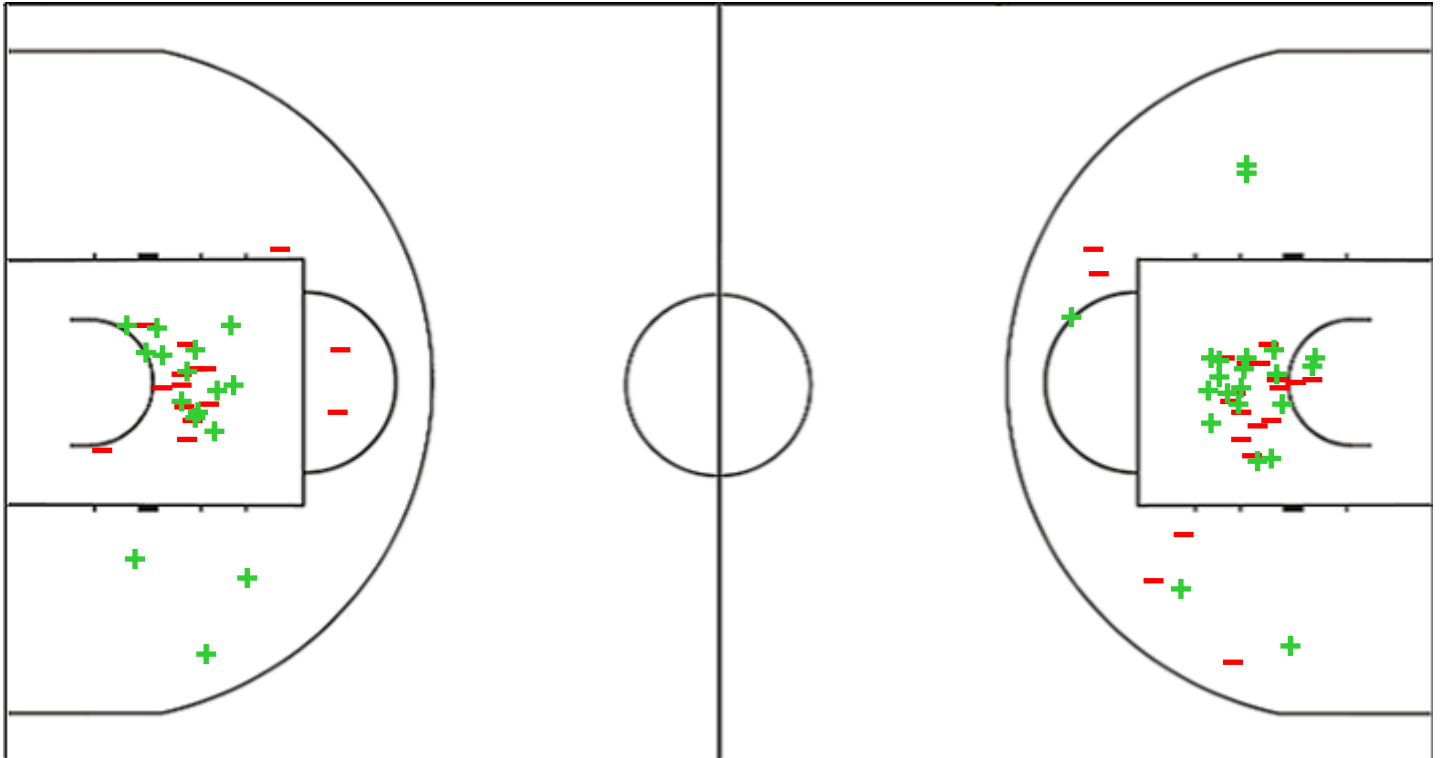


**Shot Chart**
**TTT 69 vs 68 KSC**

(17-22, 13-15, 24-12, 15-19)

Scoring by 5 min intervals:		Q1		Q2		Q3		Q4	
TTT		11	17	22	30	42	54	59	69
KSC		11	22	29	37	40	49	62	68

**TTT - TTT Riga**
**KSC - Atomerömu KSC Szekszard**


TTT	M / A	%
Fied Goals	25 / 53	47
2 Points	16 / 31	52
3 Points	9 / 22	41
Free Throws	10 / 25	40

%	M / A	KSC
41	24 / 58	Fied Goals
52	22 / 42	2 Points
13	2 / 16	3 Points
60	18 / 30	Free Throws

## Shot Chart

### TTT 69 vs 68 KSC

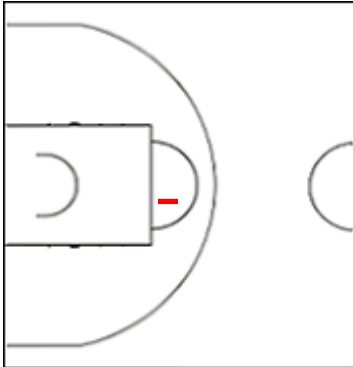
(17-22, 13-15, 24-12, 15-19)

Scoring by 5 min intervals:

	Q1		Q2		Q3		Q4	
TTT	11	17	22	30	42	54	59	69
KSC	11	22	29	37	40	49	62	68

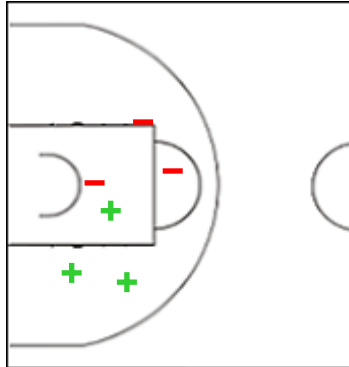
### TTT - TTT Riga

#### 0 GILDAY Nicolette Rose



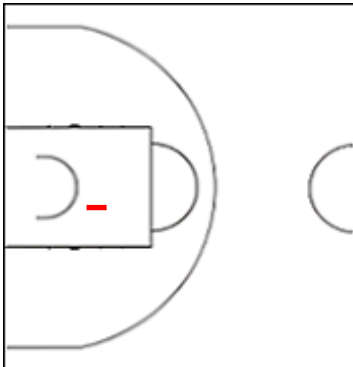
	M / A	%
Fied Goals	0 / 2	0
2 Points	0 / 1	0
3 Points	0 / 1	0
Free Throws	0 / 0	0

#### 1 THOMAS Jasmine



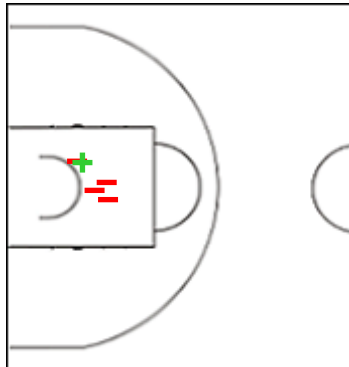
	M / A	%
Fied Goals	4 / 10	40
2 Points	3 / 6	50
3 Points	1 / 4	25
Free Throws	4 / 8	50

#### 7 SILA Luize



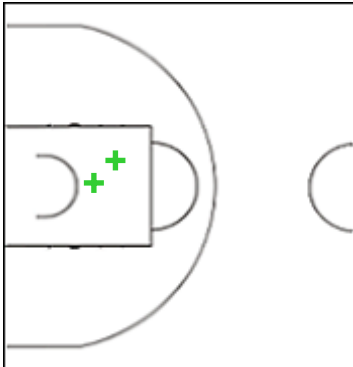
	M / A	%
Fied Goals	0 / 2	0
2 Points	0 / 1	0
3 Points	0 / 1	0
Free Throws	0 / 0	0

#### 8 BASKO Gunta



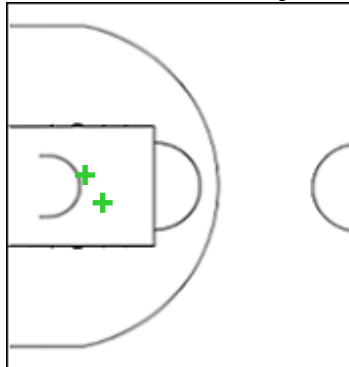
	M / A	%
Fied Goals	2 / 8	25
2 Points	1 / 5	20
3 Points	1 / 3	33
Free Throws	4 / 6	67

#### 12 JASA Vanesa



	M / A	%
Fied Goals	5 / 5	100
2 Points	2 / 2	100
3 Points	3 / 3	100
Free Throws	1 / 2	50

#### 13 KLAKOCA Aija



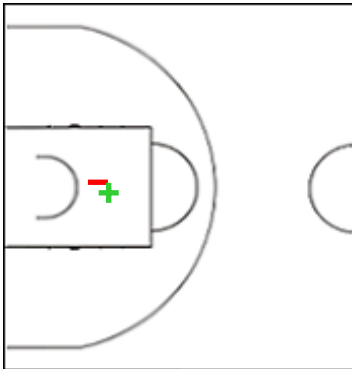
	M / A	%
Fied Goals	2 / 2	100
2 Points	2 / 2	100
3 Points	0 / 0	0
Free Throws	0 / 0	0

**Shot Chart**
**TTT 69 vs 68 KSC**

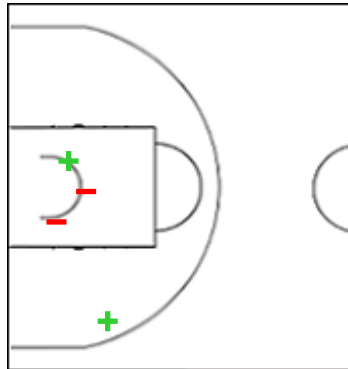
(17-22, 13-15, 24-12, 15-19)

Scoring by 5 min intervals:

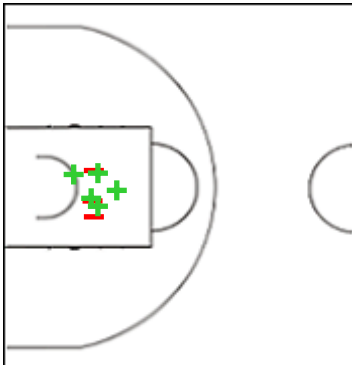
	Q1		Q2		Q3		Q4	
<b>TTT</b>	11	17	22	30	42	54	59	69
<b>KSC</b>	11	22	29	37	40	49	62	68

**TTT - TTT Riga**
**15 PULVERE leva**


	M / A	%
<b>Fied Goals</b>	3 / 6	50
<b>2 Points</b>	1 / 2	50
<b>3 Points</b>	2 / 4	50
<b>Free Throws</b>	0 / 0	0

**22 HANDY Chantelle**


	M / A	%
<b>Fied Goals</b>	4 / 10	40
<b>2 Points</b>	2 / 4	50
<b>3 Points</b>	2 / 6	33
<b>Free Throws</b>	0 / 0	0

**35 SARAUSKAITE Daugile**


	M / A	%
<b>Fied Goals</b>	5 / 8	63
<b>2 Points</b>	5 / 8	63
<b>3 Points</b>	0 / 0	0
<b>Free Throws</b>	1 / 9	11

## Shot Chart

### TTT 69 vs 68 KSC

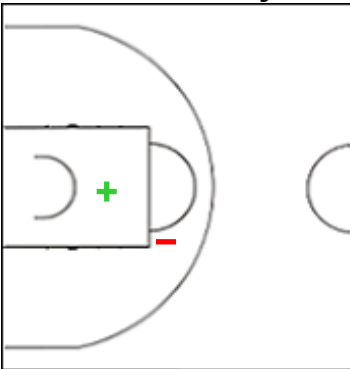
(17-22, 13-15, 24-12, 15-19)

Scoring by 5 min intervals:

	Q1		Q2		Q3		Q4	
TTT	11	17	22	30	42	54	59	69
KSC	11	22	29	37	40	49	62	68

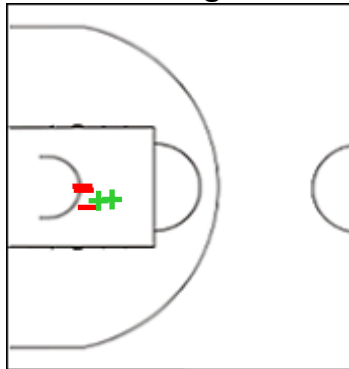
### KSC - Atomerömu KSC Szekszard

#### 3 MORGAN Kolby



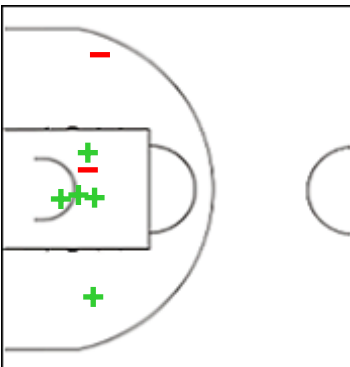
	M / A	%
Fied Goals	2 / 5	40
2 Points	1 / 2	50
3 Points	1 / 3	33
Free Throws	1 / 2	50

#### 9 STUDER Agnes



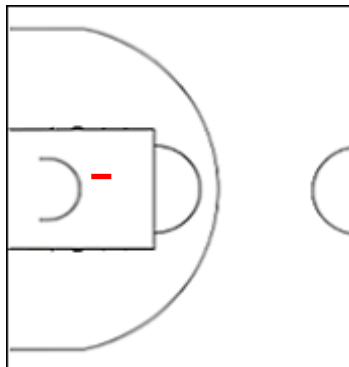
	M / A	%
Fied Goals	3 / 9	33
2 Points	2 / 5	40
3 Points	1 / 4	25
Free Throws	4 / 8	50

#### 10 GEREBEN Livia



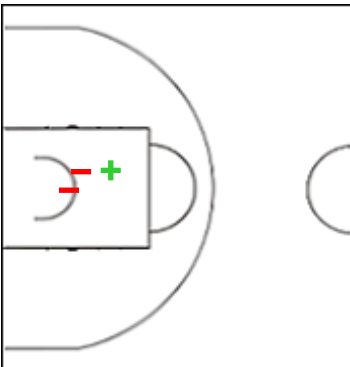
	M / A	%
Fied Goals	5 / 9	56
2 Points	5 / 7	71
3 Points	0 / 2	0
Free Throws	2 / 4	50

#### 11 MANYOKY Reka



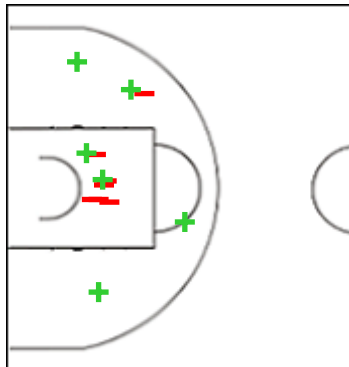
	M / A	%
Fied Goals	0 / 3	0
2 Points	0 / 1	0
3 Points	0 / 2	0
Free Throws	2 / 2	100

#### 12 FRISKOVEC Zala



	M / A	%
Fied Goals	1 / 7	14
2 Points	1 / 3	33
3 Points	0 / 4	0
Free Throws	0 / 0	0

#### 14 KRNJIC Sara



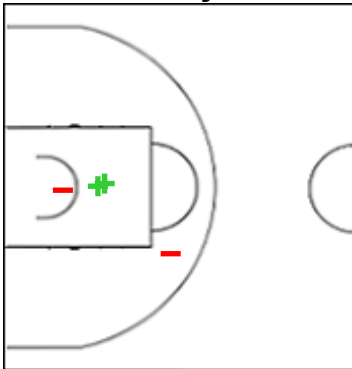
	M / A	%
Fied Goals	6 / 13	46
2 Points	6 / 13	46
3 Points	0 / 0	0
Free Throws	0 / 0	0

**Shot Chart**
**TTT 69 vs 68 KSC**

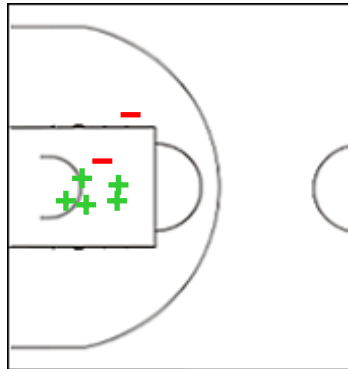
(17-22, 13-15, 24-12, 15-19)

Scoring by 5 min intervals:

	Q1		Q2		Q3		Q4	
TTT	11	17	22	30	42	54	59	69
KSC	11	22	29	37	40	49	62	68

**KSC - Atomerömu KSC Szekszard**
**22 GOREE Cyesha**


	M / A	%
Fied Goals	2 / 4	50
2 Points	2 / 4	50
3 Points	0 / 0	0
Free Throws	2 / 3	67

**31 MILIC Nikolina**


	M / A	%
Fied Goals	5 / 8	63
2 Points	5 / 7	71
3 Points	0 / 1	0
Free Throws	7 / 11	64

**Shot Chart**
**TTT 69 vs 68 KSC**

(17-22, 13-15, 24-12, 15-19)

Scoring by 5 min intervals:

	Q1		Q2		Q3		Q4	
TTT	11	17	22	30	42	54	59	69
KSC	11	22	29	37	40	49	62	68

**TTT - TTT Riga**
**KSC - Atomerömu KSC Szekszard**


	M / A	%
<b>Fied Goals</b>	25 / 53	47
<b>2 Points</b>	16 / 31	52
<b>3 Points</b>	9 / 22	41
<b>Free Throws</b>	10 / 25	40

%	M / A	
41	24 / 58	<b>Fied Goals</b>
52	22 / 42	<b>2 Points</b>
13	2 / 16	<b>3 Points</b>
60	18 / 30	<b>Free Throws</b>