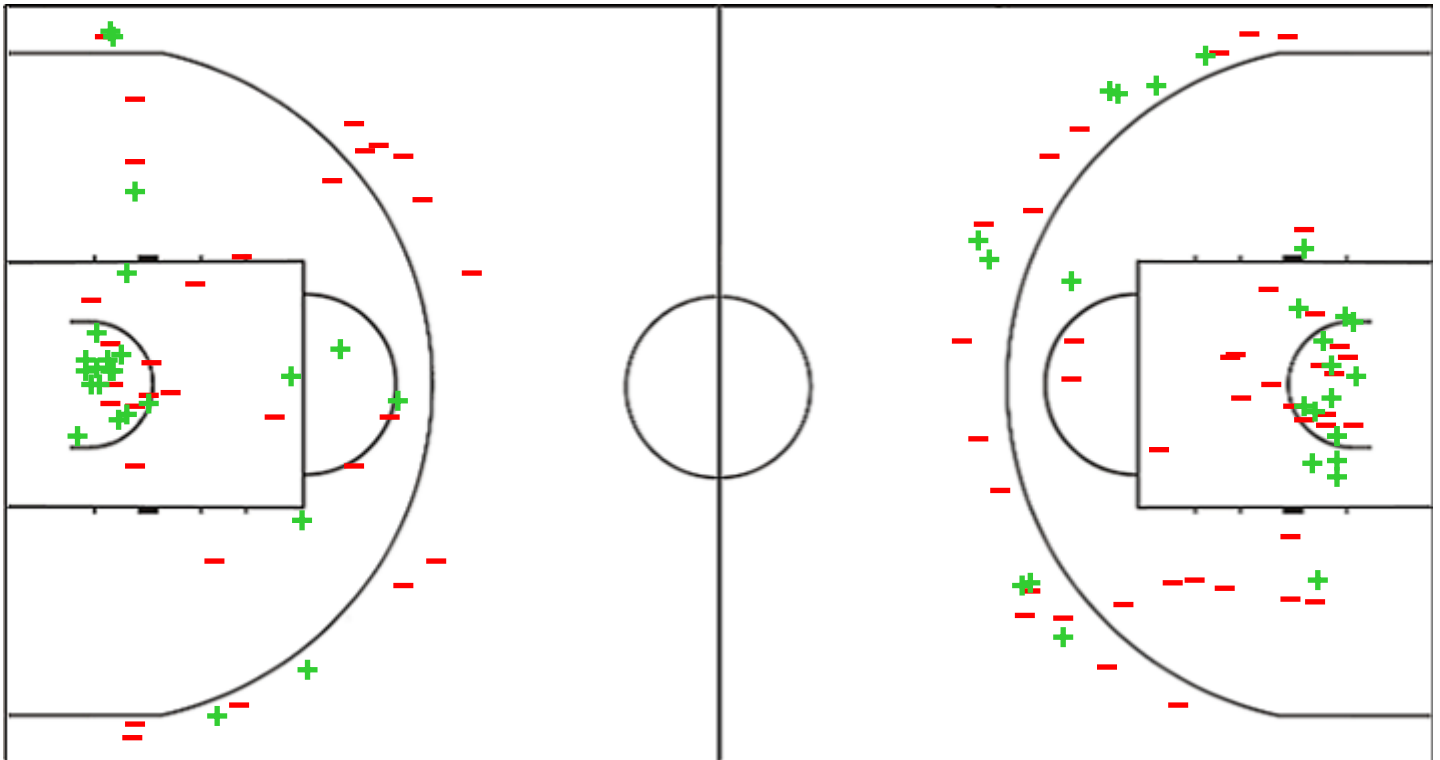


Shot Chart
GGMT 67 vs 72 PSD

(13-12, 19-18, 25-16, 10-26)

Scoring by 5 min intervals:

| | Q1 | | Q2 | | Q3 | | Q4 | |
|-------------------|----|----|----|----|----|----|----|----|
| GGMT | 4 | 13 | 23 | 32 | 44 | 57 | 61 | 67 |
| BC Pärnu S | 5 | 12 | 21 | 30 | 39 | 46 | 60 | 72 |

GGMT - GGMT Vienna
PSD - BC Pärnu Sadam


| GGMT | M / A | % |
|--------------------|---------|----|
| Fied Goals | 24 / 54 | 44 |
| 2 Points | 20 / 38 | 53 |
| 3 Points | 4 / 16 | 25 |
| Free Throws | 15 / 21 | 71 |

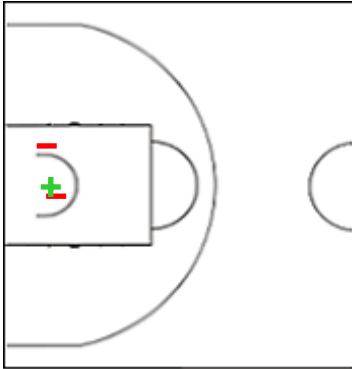
| PSD | M / A | % |
|--------------------|---------|----|
| Fied Goals | 26 / 67 | 39 |
| 2 Points | 17 / 43 | 40 |
| 3 Points | 9 / 24 | 38 |
| Free Throws | 11 / 12 | 92 |

Shot Chart
GGMT 67 vs 72 PSD

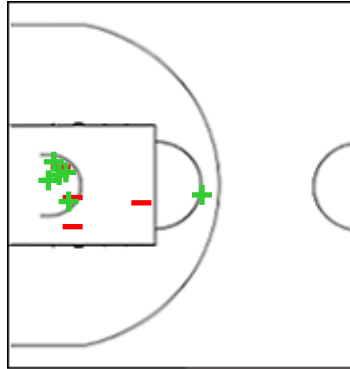
(13-12, 19-18, 25-16, 10-26)

Scoring by 5 min intervals:

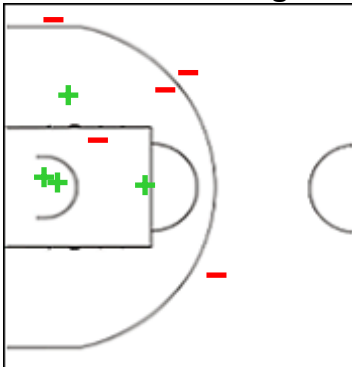
| | Q1 | | Q2 | | Q3 | | Q4 | |
|-------------------|----|----|----|----|----|----|----|----|
| GGMT | 4 | 13 | 23 | 32 | 44 | 57 | 61 | 67 |
| BC Pärnu S | 5 | 12 | 21 | 30 | 39 | 46 | 60 | 72 |

GGMT - GGMT Vienna
2 HUGHES II Michael Anthony


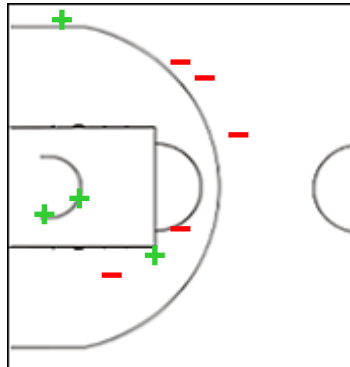
| | M / A | % |
|--------------------|-------|----|
| Fied Goals | 1 / 3 | 33 |
| 2 Points | 1 / 3 | 33 |
| 3 Points | 0 / 0 | 0 |
| Free Throws | 0 / 0 | 0 |

3 RADOS Jozo


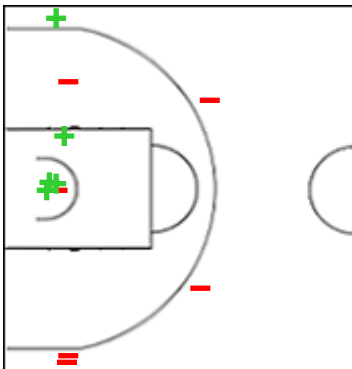
| | M / A | % |
|--------------------|--------|----|
| Fied Goals | 6 / 10 | 60 |
| 2 Points | 6 / 10 | 60 |
| 3 Points | 0 / 0 | 0 |
| Free Throws | 3 / 8 | 38 |

5 VUJOSEVIC Bogic


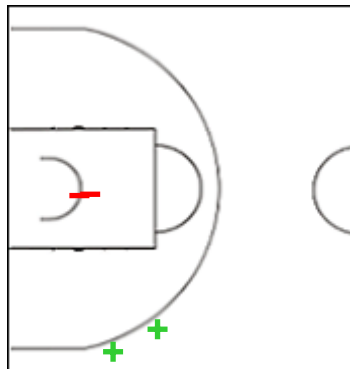
| | M / A | % |
|--------------------|-------|----|
| Fied Goals | 4 / 9 | 44 |
| 2 Points | 4 / 6 | 67 |
| 3 Points | 0 / 3 | 0 |
| Free Throws | 6 / 7 | 86 |

21 JONES Andre


| | M / A | % |
|--------------------|-------|----|
| Fied Goals | 4 / 9 | 44 |
| 2 Points | 3 / 5 | 60 |
| 3 Points | 1 / 4 | 25 |
| Free Throws | 0 / 0 | 0 |

22 JOGELA Tauras


| | M / A | % |
|--------------------|--------|-----|
| Fied Goals | 5 / 11 | 45 |
| 2 Points | 4 / 6 | 67 |
| 3 Points | 1 / 5 | 20 |
| Free Throws | 2 / 2 | 100 |

27 VRABAC Adin


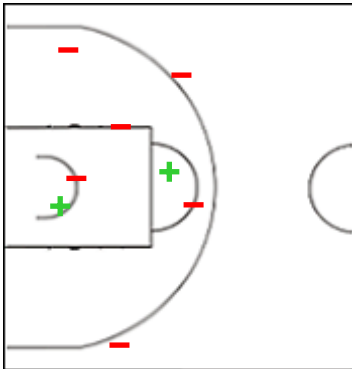
| | M / A | % |
|--------------------|-------|-----|
| Fied Goals | 2 / 4 | 50 |
| 2 Points | 0 / 2 | 0 |
| 3 Points | 2 / 2 | 100 |
| Free Throws | 2 / 2 | 100 |

Shot Chart
GGMT 67 vs 72 PSD

(13-12, 19-18, 25-16, 10-26)

Scoring by 5 min intervals:

| | Q1 | | Q2 | | Q3 | | Q4 | |
|-------------------|----|----|----|----|----|----|----|----|
| GGMT | 4 | 13 | 23 | 32 | 44 | 57 | 61 | 67 |
| BC Pärnu S | 5 | 12 | 21 | 30 | 39 | 46 | 60 | 72 |

GGMT - GGMT Vienna
44 MURATI Enis


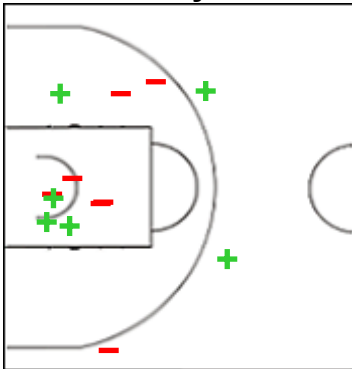
| | M / A | % |
|--------------------|-------|-----|
| Fied Goals | 2 / 8 | 25 |
| 2 Points | 2 / 6 | 33 |
| 3 Points | 0 / 2 | 0 |
| Free Throws | 2 / 2 | 100 |

Shot Chart
GGMT 67 vs 72 PSD

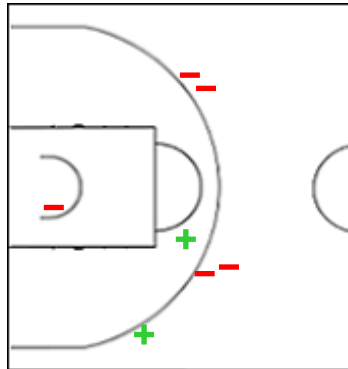
(13-12, 19-18, 25-16, 10-26)

Scoring by 5 min intervals:

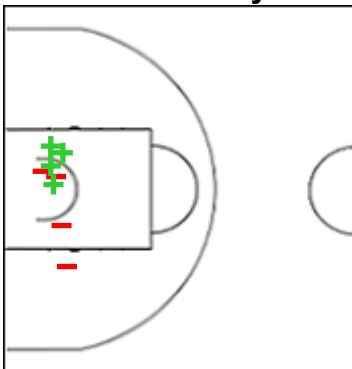
| | Q1 | | Q2 | | Q3 | | Q4 | |
|-------------------|----|----|----|----|----|----|----|----|
| GGMT | 4 | 13 | 23 | 32 | 44 | 57 | 61 | 67 |
| BC Pärnu S | 5 | 12 | 21 | 30 | 39 | 46 | 60 | 72 |

PSD - BC Pärnu Sadam
0 HILL Kasey Jamal


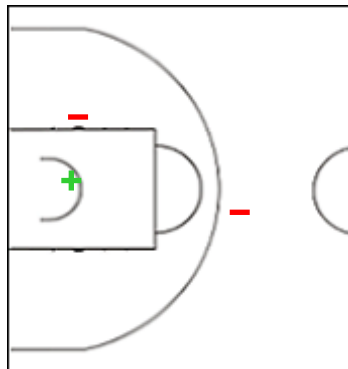
| | M / A | % |
|--------------------|--------|-----|
| Fied Goals | 6 / 13 | 46 |
| 2 Points | 4 / 10 | 40 |
| 3 Points | 2 / 3 | 67 |
| Free Throws | 3 / 3 | 100 |

1 POST Siim-Markus


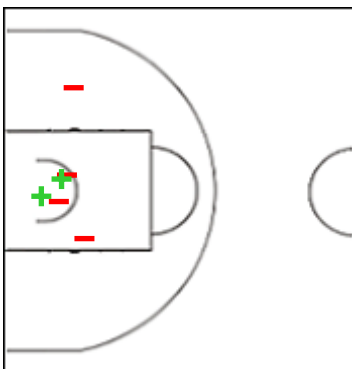
| | M / A | % |
|--------------------|-------|-----|
| Fied Goals | 2 / 7 | 29 |
| 2 Points | 1 / 2 | 50 |
| 3 Points | 1 / 5 | 20 |
| Free Throws | 4 / 4 | 100 |

4 EDOGI Tarekeyi Andrew


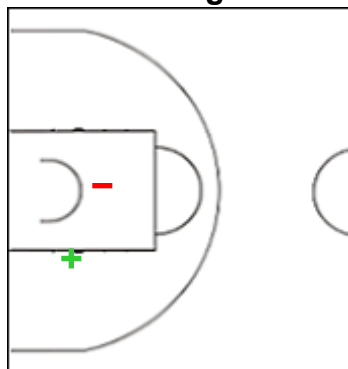
| | M / A | % |
|--------------------|-------|-----|
| Fied Goals | 4 / 8 | 50 |
| 2 Points | 4 / 8 | 50 |
| 3 Points | 0 / 0 | 0 |
| Free Throws | 1 / 1 | 100 |

7 VALEIKA Arturas


| | M / A | % |
|--------------------|-------|----|
| Fied Goals | 1 / 3 | 33 |
| 2 Points | 1 / 2 | 50 |
| 3 Points | 0 / 1 | 0 |
| Free Throws | 0 / 0 | 0 |

8 KIRVES Mihkel


| | M / A | % |
|--------------------|-------|----|
| Fied Goals | 2 / 6 | 33 |
| 2 Points | 2 / 6 | 33 |
| 3 Points | 0 / 0 | 0 |
| Free Throws | 1 / 2 | 50 |

10 TOOM Hugo


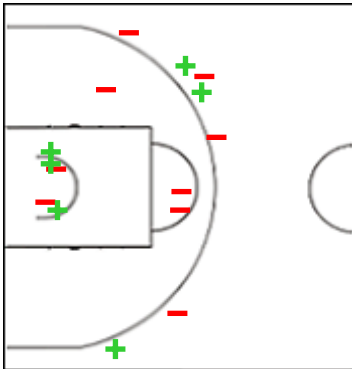
| | M / A | % |
|--------------------|-------|----|
| Fied Goals | 1 / 2 | 50 |
| 2 Points | 1 / 2 | 50 |
| 3 Points | 0 / 0 | 0 |
| Free Throws | 0 / 0 | 0 |

Shot Chart
GGMT 67 vs 72 PSD

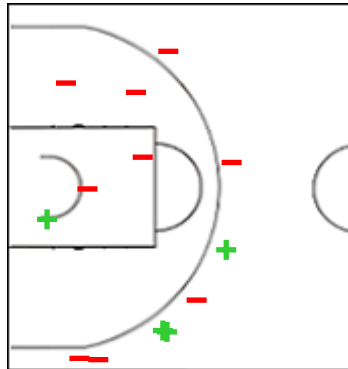
(13-12, 19-18, 25-16, 10-26)

Scoring by 5 min intervals:

| | Q1 | | Q2 | | Q3 | | Q4 | |
|-------------------|----|----|----|----|----|----|----|----|
| GGMT | 4 | 13 | 23 | 32 | 44 | 57 | 61 | 67 |
| BC Pärnu S | 5 | 12 | 21 | 30 | 39 | 46 | 60 | 72 |

PSD - BC Pärnu Sadam
20 VALGE Robert


| | M / A | % |
|--------------------|--------|----|
| Fied Goals | 6 / 15 | 40 |
| 2 Points | 3 / 8 | 38 |
| 3 Points | 3 / 7 | 43 |
| Free Throws | 0 / 0 | 0 |

22 MISTERS Andris


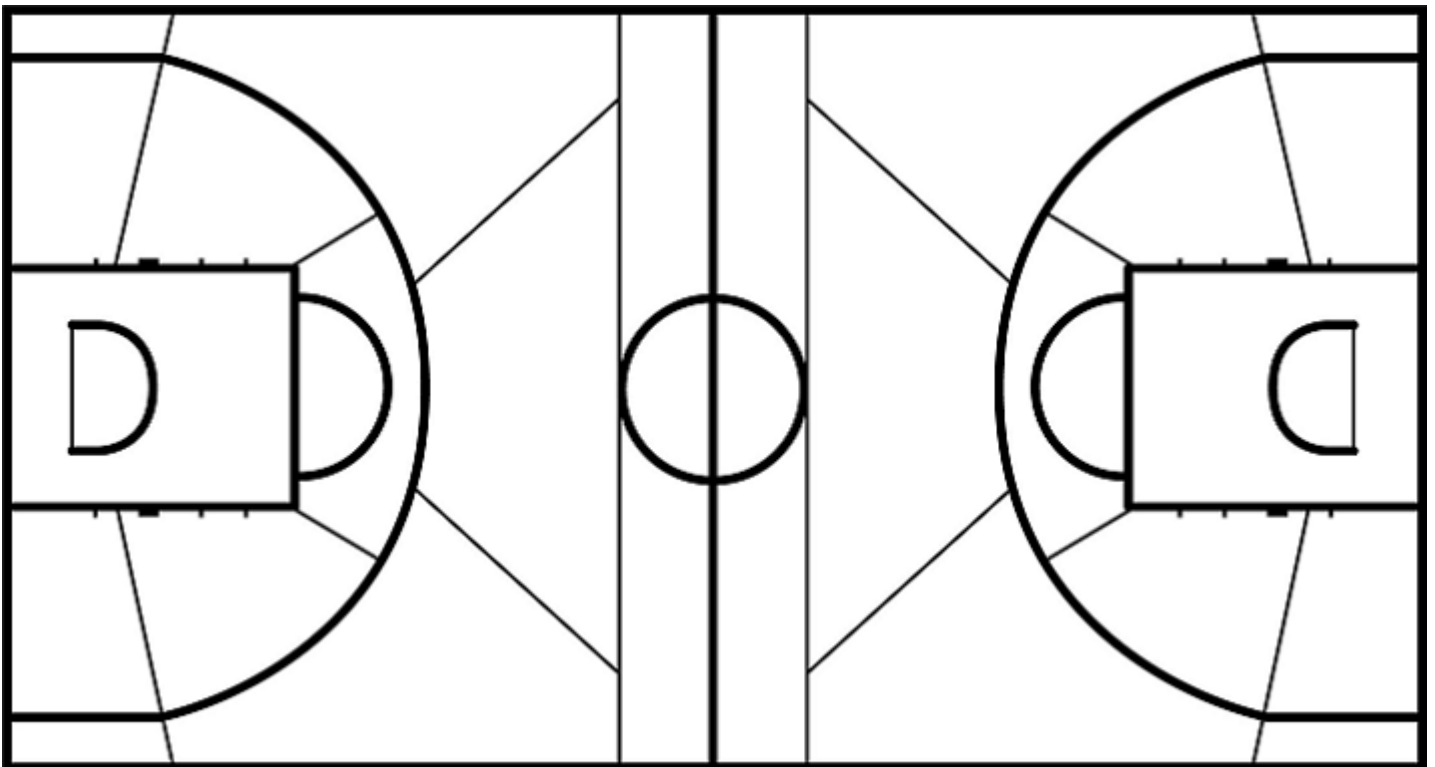
| | M / A | % |
|--------------------|--------|-----|
| Fied Goals | 4 / 13 | 31 |
| 2 Points | 1 / 5 | 20 |
| 3 Points | 3 / 8 | 38 |
| Free Throws | 2 / 2 | 100 |

Shot Chart
GGMT 67 vs 72 PSD

(13-12, 19-18, 25-16, 10-26)

Scoring by 5 min intervals:

| | Q1 | | Q2 | | Q3 | | Q4 | |
|-------------------|----|----|----|----|----|----|----|----|
| GGMT | 4 | 13 | 23 | 32 | 44 | 57 | 61 | 67 |
| BC Pärnu S | 5 | 12 | 21 | 30 | 39 | 46 | 60 | 72 |

GGMT - GGMT Vienna
PSD - BC Pärnu Sadam


| | M / A | % |
|--------------------|---------|----|
| Fied Goals | 24 / 54 | 44 |
| 2 Points | 20 / 38 | 53 |
| 3 Points | 4 / 16 | 25 |
| Free Throws | 15 / 21 | 71 |

| % | M / A | |
|----|---------|--------------------|
| 39 | 26 / 67 | Fied Goals |
| 40 | 17 / 43 | 2 Points |
| 38 | 9 / 24 | 3 Points |
| 92 | 11 / 12 | Free Throws |