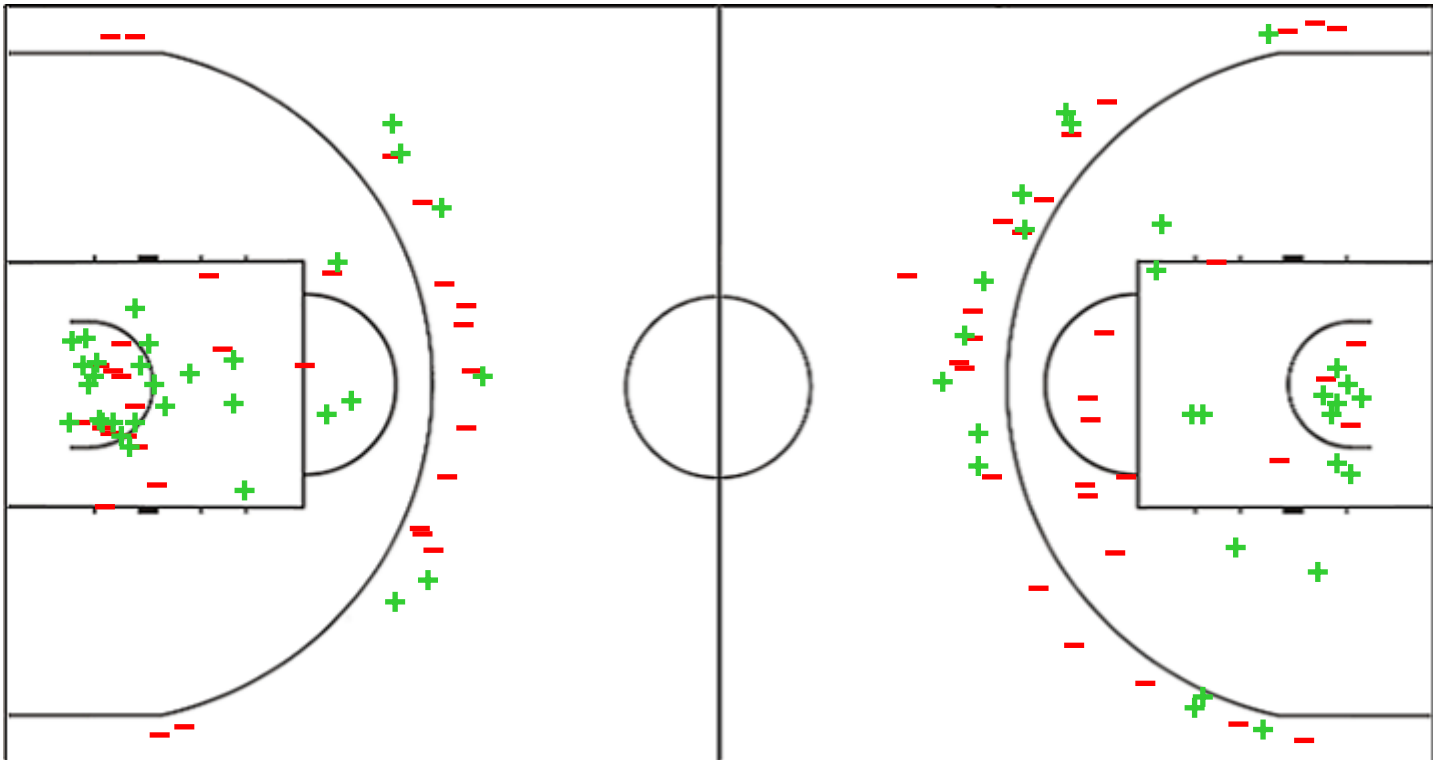


**Shot Chart**
**IRNZ 86 vs 82 PSD**

(22-21, 23-8, 16-24, 25-29)

Scoring by 5 min intervals:

	Q1		Q2		Q3		Q4	
<b>IRNZ</b>	10	22	35	45	52	61	71	86
<b>BC Pärnu S</b>	9	21	21	29	40	53	68	82

**IRNZ - Ironi Ness Ziona**
**PSD - BC Pärnu Sadam**


<b>IRNZ</b>	M / A	%
<b>Fied Goals</b>	31 / 62	50
<b>2 Points</b>	25 / 41	61
<b>3 Points</b>	6 / 21	29
<b>Free Throws</b>	18 / 24	75

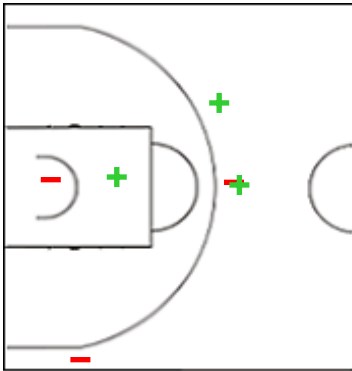
<b>PSD</b>	M / A	%
<b>Fied Goals</b>	27 / 58	47
<b>2 Points</b>	14 / 26	54
<b>3 Points</b>	13 / 32	41
<b>Free Throws</b>	15 / 26	58

**Shot Chart**
**IRNZ 86 vs 82 PSD**

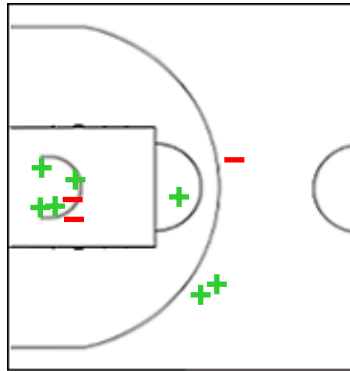
(22-21, 23-8, 16-24, 25-29)

Scoring by 5 min intervals:

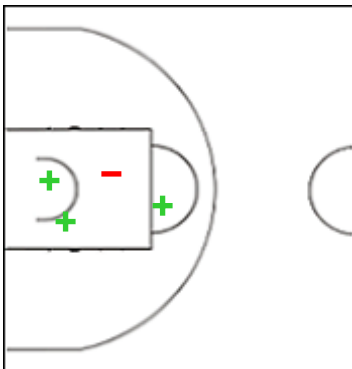
	Q1		Q2		Q3		Q4	
<b>IRNZ</b>	10	22	35	45	52	61	71	86
<b>BC Pärnu S</b>	9	21	21	29	40	53	68	82

**IRNZ - Ironi Ness Ziona**
**1 NWAMU Ike**


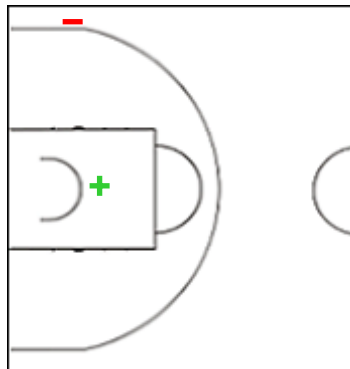
	M / A	%
Fied Goals	3 / 6	50
2 Points	1 / 2	50
3 Points	2 / 4	50
Free Throws	0 / 0	0

**2 GARRETT Diante M**


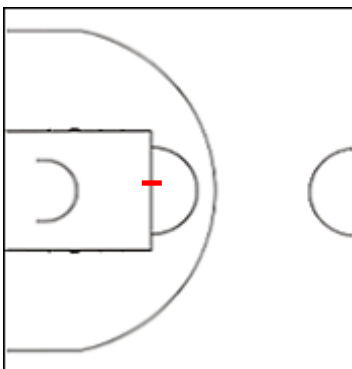
	M / A	%
Fied Goals	7 / 10	70
2 Points	5 / 7	71
3 Points	2 / 3	67
Free Throws	3 / 4	75

**3 FARRELL Matthew Thomas**


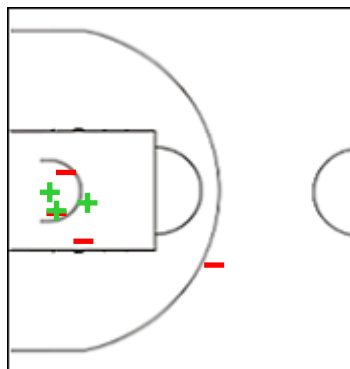
	M / A	%
Fied Goals	3 / 4	75
2 Points	3 / 4	75
3 Points	0 / 0	0
Free Throws	0 / 0	0

**4 LEVINSON Tomer**


	M / A	%
Fied Goals	1 / 2	50
2 Points	1 / 1	100
3 Points	0 / 1	0
Free Throws	0 / 0	0

**5 TISHMAN Nimrod**


	M / A	%
Fied Goals	0 / 1	0
2 Points	0 / 1	0
3 Points	0 / 0	0
Free Throws	0 / 0	0

**6 DUNNE Tal**


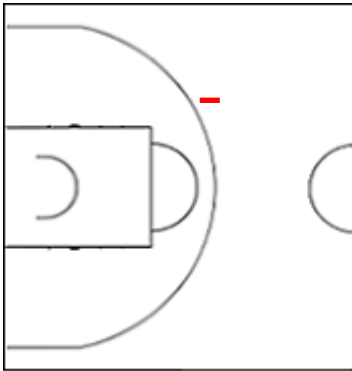
	M / A	%
Fied Goals	3 / 7	43
2 Points	3 / 6	50
3 Points	0 / 1	0
Free Throws	1 / 2	50

**Shot Chart**
**IRNZ 86 vs 82 PSD**

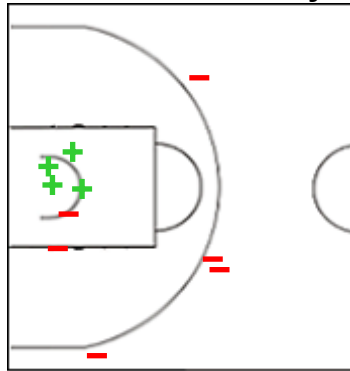
(22-21, 23-8, 16-24, 25-29)

Scoring by 5 min intervals:

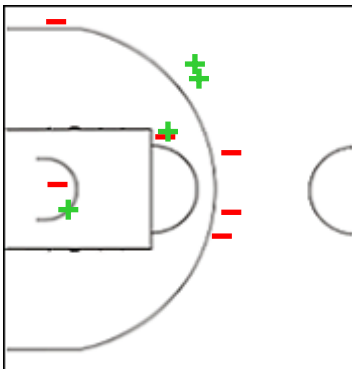
	Q1		Q2		Q3		Q4	
<b>IRNZ</b>	10	22	35	45	52	61	71	86
<b>BC Pärnu S</b>	9	21	21	29	40	53	68	82

**IRNZ - Ironi Ness Ziona**
**7 GUTT Golan**


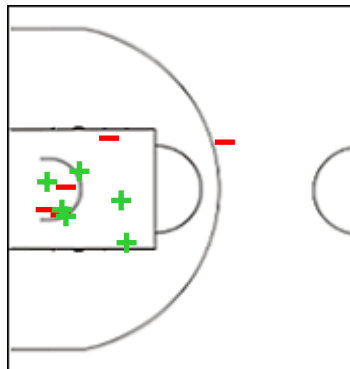
	M / A	%
<b>Fied Goals</b>	0 / 1	0
<b>2 Points</b>	0 / 0	0
<b>3 Points</b>	0 / 1	0
<b>Free Throws</b>	1 / 2	50

**12 SOARES Timothy Luiz**


	M / A	%
<b>Fied Goals</b>	4 / 10	40
<b>2 Points</b>	4 / 6	67
<b>3 Points</b>	0 / 4	0
<b>Free Throws</b>	2 / 2	100

**24 BARTLEY Frank**


	M / A	%
<b>Fied Goals</b>	4 / 10	40
<b>2 Points</b>	2 / 4	50
<b>3 Points</b>	2 / 6	33
<b>Free Throws</b>	6 / 8	75

**34 MARIC Marin**


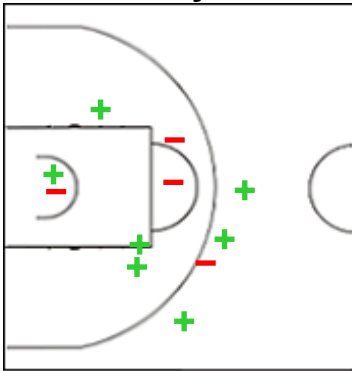
	M / A	%
<b>Fied Goals</b>	6 / 11	55
<b>2 Points</b>	6 / 10	60
<b>3 Points</b>	0 / 1	0
<b>Free Throws</b>	5 / 6	83

**Shot Chart**
**IRNZ 86 vs 82 PSD**

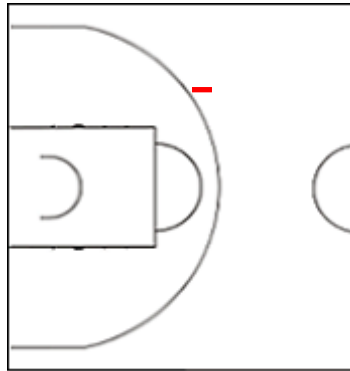
(22-21, 23-8, 16-24, 25-29)

Scoring by 5 min intervals:

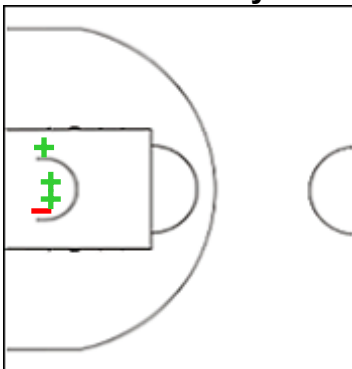
	Q1		Q2		Q3		Q4	
<b>IRNZ</b>	10	22	35	45	52	61	71	86
<b>BC Pärnu S</b>	9	21	21	29	40	53	68	82

**PSD - BC Pärnu Sadam**
**0 HILL Kasey Jamal**


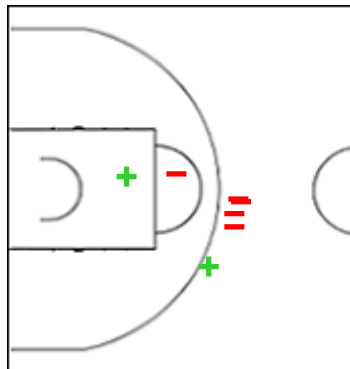
	M / A	%
<b>Fied Goals</b>	7 / 11	64
<b>2 Points</b>	4 / 7	57
<b>3 Points</b>	3 / 4	75
<b>Free Throws</b>	5 / 8	63

**1 POST Siim-Markus**


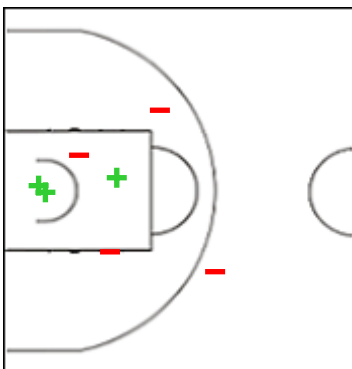
	M / A	%
<b>Fied Goals</b>	0 / 1	0
<b>2 Points</b>	0 / 0	0
<b>3 Points</b>	0 / 1	0
<b>Free Throws</b>	3 / 5	60

**4 EDOGI Tarekeyi Andrew**


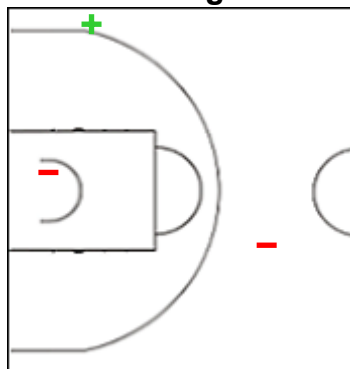
	M / A	%
<b>Fied Goals</b>	3 / 4	75
<b>2 Points</b>	3 / 4	75
<b>3 Points</b>	0 / 0	0
<b>Free Throws</b>	1 / 3	33

**7 VALEIKA Arturas**


	M / A	%
<b>Fied Goals</b>	2 / 7	29
<b>2 Points</b>	1 / 2	50
<b>3 Points</b>	1 / 5	20
<b>Free Throws</b>	0 / 0	0

**8 KIRVES Mihkel**


	M / A	%
<b>Fied Goals</b>	3 / 7	43
<b>2 Points</b>	3 / 6	50
<b>3 Points</b>	0 / 1	0
<b>Free Throws</b>	4 / 6	67

**10 TOOM Hugo**


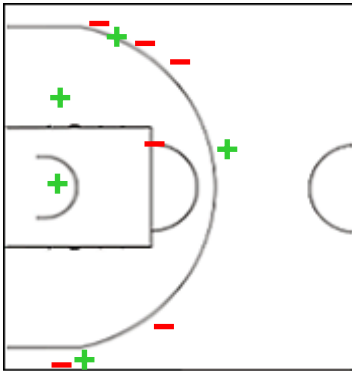
	M / A	%
<b>Fied Goals</b>	1 / 3	33
<b>2 Points</b>	0 / 1	0
<b>3 Points</b>	1 / 2	50
<b>Free Throws</b>	0 / 0	0

**Shot Chart**
**IRNZ 86 vs 82 PSD**

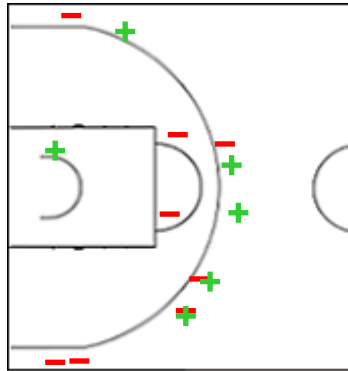
(22-21, 23-8, 16-24, 25-29)

Scoring by 5 min intervals:

	Q1		Q2		Q3		Q4	
<b>IRNZ</b>	10	22	35	45	52	61	71	86
<b>BC Pärnu S</b>	9	21	21	29	40	53	68	82

**PSD - BC Pärnu Sadam**
**20 VALGE Robert**


	M / A	%
<b>Fied Goals</b>	5 / 11	45
<b>2 Points</b>	2 / 3	67
<b>3 Points</b>	3 / 8	38
<b>Free Throws</b>	2 / 3	67

**22 MISTERS Andris**


	M / A	%
<b>Fied Goals</b>	6 / 14	43
<b>2 Points</b>	1 / 3	33
<b>3 Points</b>	5 / 11	45
<b>Free Throws</b>	0 / 1	0

**Shot Chart**
**IRNZ 86 vs 82 PSD**

(22-21, 23-8, 16-24, 25-29)

Scoring by 5 min intervals:

	Q1		Q2		Q3		Q4	
<b>IRNZ</b>	10	22	35	45	52	61	71	86
<b>BC Pärnu S</b>	9	21	21	29	40	53	68	82

IRNZ - Ironi Ness Ziona

PSD - BC Pärnu Sadam



	M / A	%
<b>Fied Goals</b>	31 / 62	50
<b>2 Points</b>	25 / 41	61
<b>3 Points</b>	6 / 21	29
<b>Free Throws</b>	18 / 24	75

%	M / A	
47	27 / 58	<b>Fied Goals</b>
54	14 / 26	<b>2 Points</b>
41	13 / 32	<b>3 Points</b>
58	15 / 26	<b>Free Throws</b>