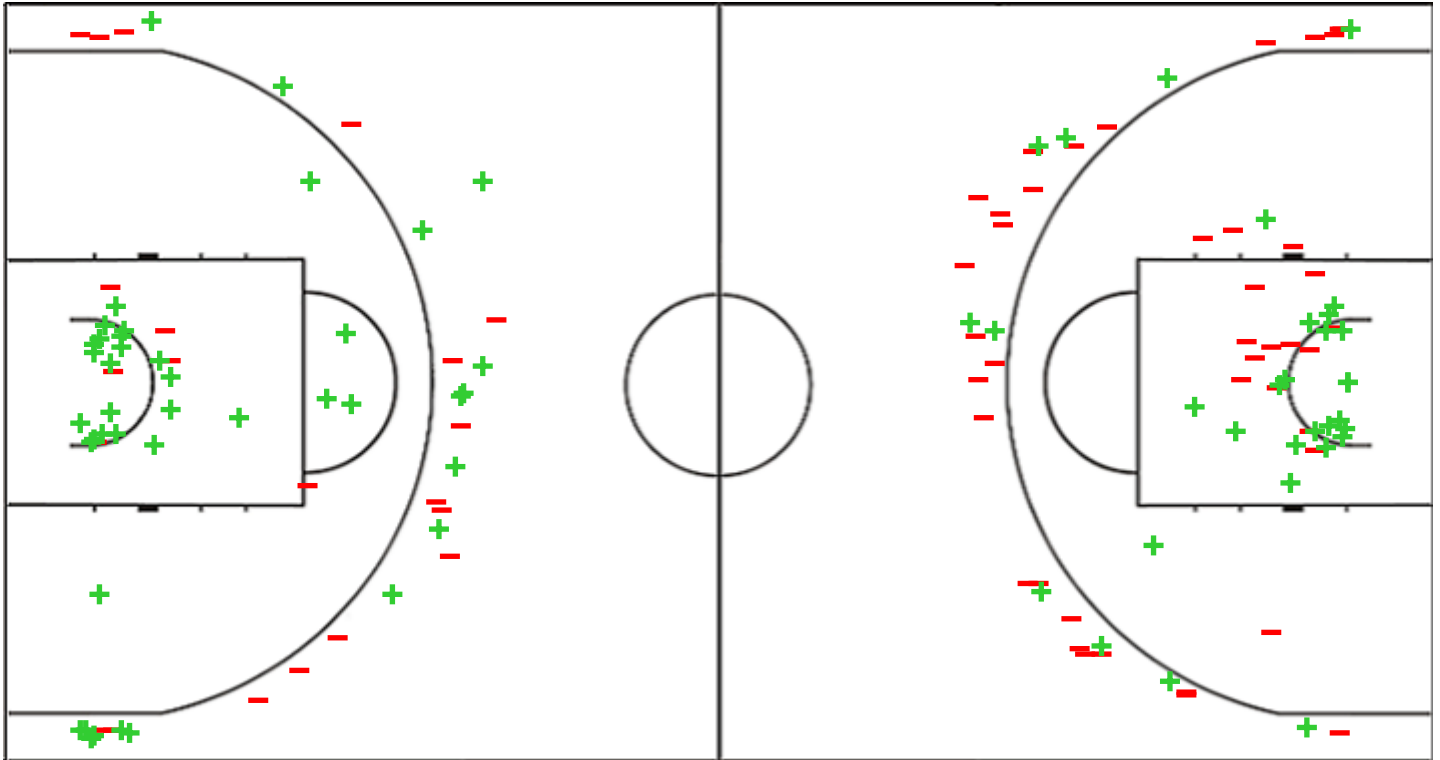


Shot Chart
PPM 106 vs 84 OPAV

(27-22, 29-25, 27-18, 23-19)

Scoring by 5 min intervals:

	Q1		Q2		Q3		Q4	
PPM	15	27	37	56	69	83	100	106
OPAV	8	22	33	47	52	65	75	84

PPM - Parma-Parimatch
OPAV - BK Opava


PPM	M / A	%
Fied Goals	41 / 62	66
2 Points	25 / 31	81
3 Points	16 / 31	52
Free Throws	8 / 8	100

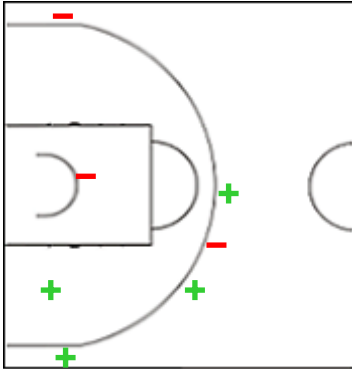
%	M / A	OPAV
42	31 / 73	Fied Goals
57	21 / 37	2 Points
28	10 / 36	3 Points
75	12 / 16	Free Throws

Shot Chart
PPM 106 vs 84 OPAV

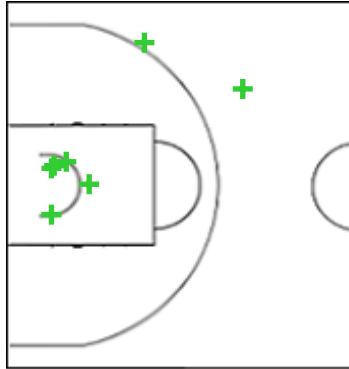
(27-22, 29-25, 27-18, 23-19)

Scoring by 5 min intervals:

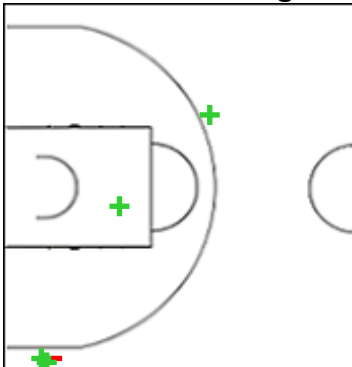
	Q1		Q2		Q3		Q4	
PPM	15	27	37	56	69	83	100	106
OPAV	8	22	33	47	52	65	75	84

PPM - Parma-Parimatch
3 JUSKEVICIUS Adas


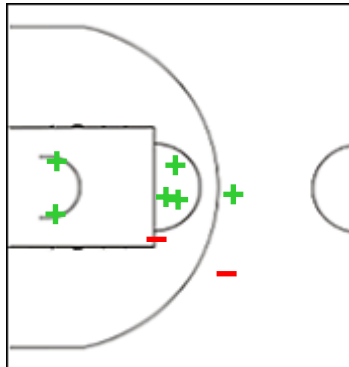
	M / A	%
Fied Goals	4 / 7	57
2 Points	1 / 2	50
3 Points	3 / 5	60
Free Throws	0 / 0	0

5 MEJERIS Mareks


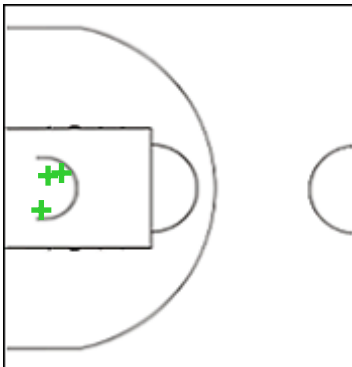
	M / A	%
Fied Goals	7 / 7	100
2 Points	5 / 5	100
3 Points	2 / 2	100
Free Throws	2 / 2	100

6 ZUKAUSKAS Eigirdas


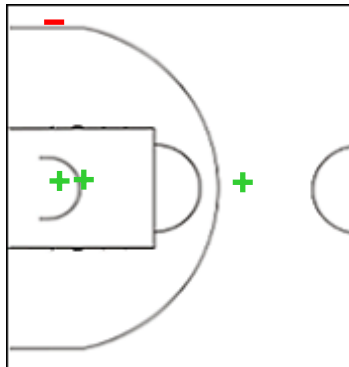
	M / A	%
Fied Goals	4 / 5	80
2 Points	1 / 1	100
3 Points	3 / 4	75
Free Throws	2 / 2	100

8 HILL Jeremiah


	M / A	%
Fied Goals	6 / 8	75
2 Points	5 / 6	83
3 Points	1 / 2	50
Free Throws	0 / 0	0

9 PARAKHOUSKI Artsiom


	M / A	%
Fied Goals	3 / 3	100
2 Points	3 / 3	100
3 Points	0 / 0	0
Free Throws	0 / 0	0

11 PONITKA Marcel


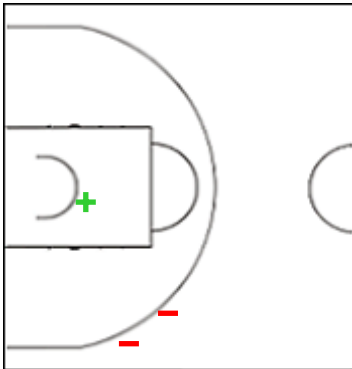
	M / A	%
Fied Goals	3 / 4	75
2 Points	2 / 2	100
3 Points	1 / 2	50
Free Throws	2 / 2	100

Shot Chart
PPM 106 vs 84 OPAV

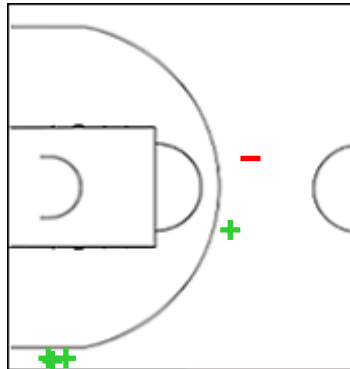
(27-22, 29-25, 27-18, 23-19)

Scoring by 5 min intervals:

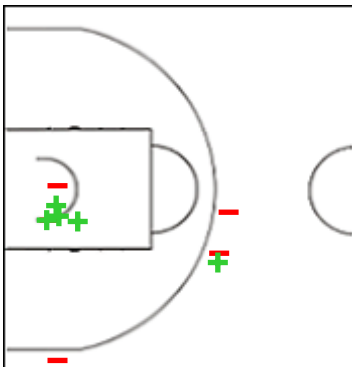
	Q1		Q2		Q3		Q4	
PPM	15	27	37	56	69	83	100	106
OPAV	8	22	33	47	52	65	75	84

PPM - Parma-Parimatch
22 SHEIKO Gleb


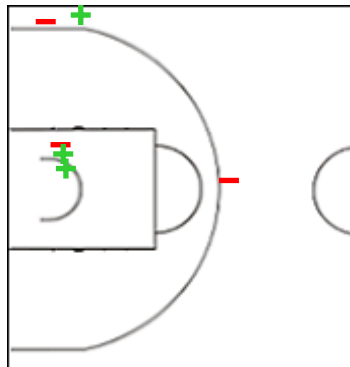
	M / A	%
Fied Goals	1 / 3	33
2 Points	1 / 1	100
3 Points	0 / 2	0
Free Throws	0 / 0	0

28 PLATUNOV Aleksandr


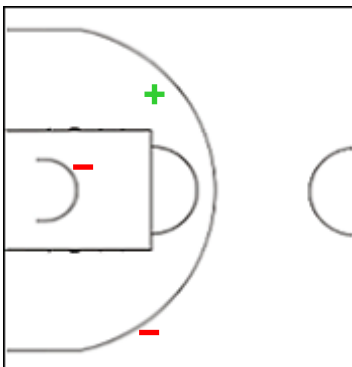
	M / A	%
Fied Goals	4 / 5	80
2 Points	0 / 0	0
3 Points	4 / 5	80
Free Throws	0 / 0	0

35 ZABELIN Artem


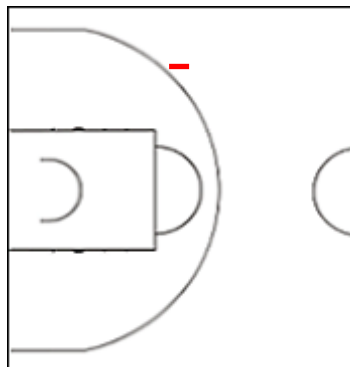
	M / A	%
Fied Goals	5 / 10	50
2 Points	4 / 6	67
3 Points	1 / 4	25
Free Throws	2 / 2	100

43 ZHMAKO Nikolai


	M / A	%
Fied Goals	3 / 6	50
2 Points	2 / 3	67
3 Points	1 / 3	33
Free Throws	0 / 0	0

52 BULANOV Konstantin


	M / A	%
Fied Goals	1 / 3	33
2 Points	1 / 2	50
3 Points	0 / 1	0
Free Throws	0 / 0	0

77 KUROV Aleksandr


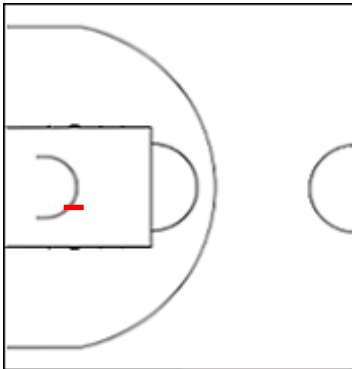
	M / A	%
Fied Goals	0 / 1	0
2 Points	0 / 0	0
3 Points	0 / 1	0
Free Throws	0 / 0	0

Shot Chart
PPM 106 vs 84 OPAV

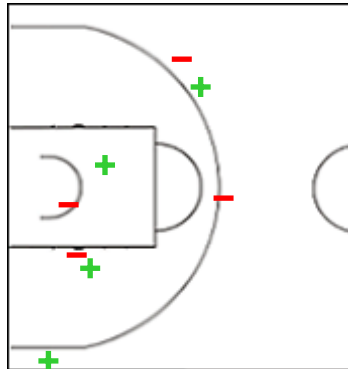
(27-22, 29-25, 27-18, 23-19)

Scoring by 5 min intervals:

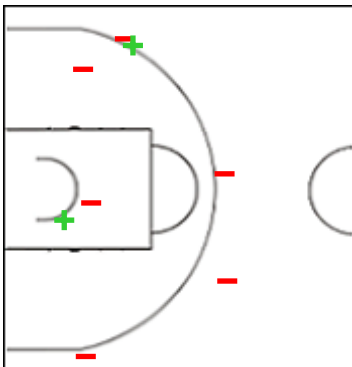
	Q1		Q2		Q3		Q4	
PPM	15	27	37	56	69	83	100	106
OPAV	8	22	33	47	52	65	75	84

OPAV - BK Opava
1 DRAGOUN Rostislav


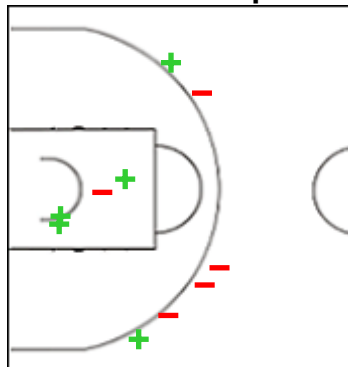
	M / A	%
Fied Goals	0 / 1	0
2 Points	0 / 1	0
3 Points	0 / 0	0
Free Throws	0 / 0	0

6 KLECKA Radim


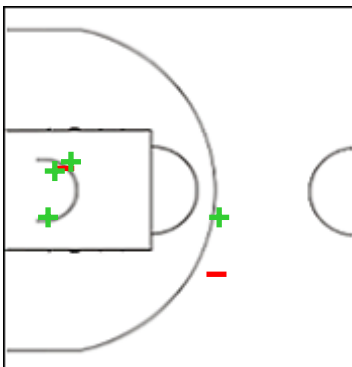
	M / A	%
Fied Goals	4 / 8	50
2 Points	2 / 4	50
3 Points	2 / 4	50
Free Throws	4 / 4	100

8 SVANDRLIK Jan


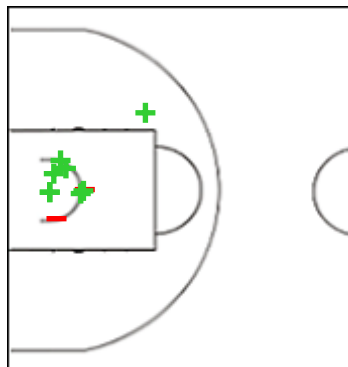
	M / A	%
Fied Goals	2 / 8	25
2 Points	1 / 3	33
3 Points	1 / 5	20
Free Throws	2 / 3	67

9 ZBRANEK Filip


	M / A	%
Fied Goals	5 / 10	50
2 Points	3 / 4	75
3 Points	2 / 6	33
Free Throws	0 / 0	0

12 KVAPIL Miroslav


	M / A	%
Fied Goals	4 / 6	67
2 Points	3 / 4	75
3 Points	1 / 2	50
Free Throws	0 / 0	0

15 MARKUSSON Mattias


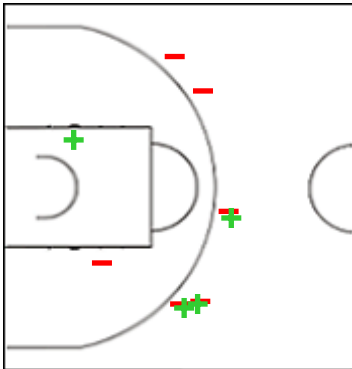
	M / A	%
Fied Goals	8 / 10	80
2 Points	8 / 10	80
3 Points	0 / 0	0
Free Throws	4 / 7	57

Shot Chart
PPM 106 vs 84 OPAV

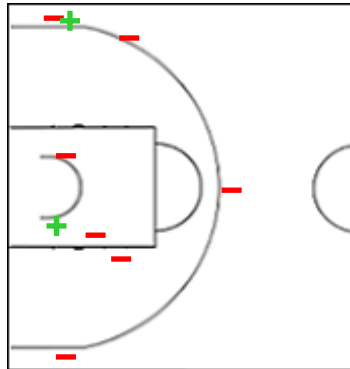
(27-22, 29-25, 27-18, 23-19)

Scoring by 5 min intervals:

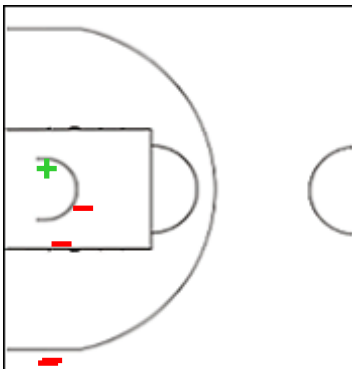
	Q1		Q2		Q3		Q4	
PPM	15	27	37	56	69	83	100	106
OPAV	8	22	33	47	52	65	75	84

OPAV - BK Opava
21 KOURIL Radovan


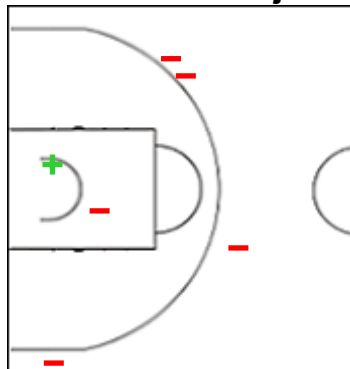
	M / A	%
Fied Goals	4 / 10	40
2 Points	1 / 2	50
3 Points	3 / 8	38
Free Throws	0 / 0	0

24 SIRINA Jakub


	M / A	%
Fied Goals	2 / 9	22
2 Points	1 / 4	25
3 Points	1 / 5	20
Free Throws	0 / 0	0

33 SLAVÍK Jakub


	M / A	%
Fied Goals	1 / 5	20
2 Points	1 / 3	33
3 Points	0 / 2	0
Free Throws	0 / 0	0

34 PÁLENÍK Juraj


	M / A	%
Fied Goals	1 / 6	17
2 Points	1 / 2	50
3 Points	0 / 4	0
Free Throws	2 / 2	100

Shot Chart
PPM 106 vs 84 OPAV

(27-22, 29-25, 27-18, 23-19)

Scoring by 5 min intervals:

	Q1		Q2		Q3		Q4	
PPM	15	27	37	56	69	83	100	106
OPAV	8	22	33	47	52	65	75	84

PPM - Parma-Parimatch
OPAV - BK Opava


	M / A	%
Fied Goals	41 / 62	66
2 Points	25 / 31	81
3 Points	16 / 31	52
Free Throws	8 / 8	100

%	M / A	
42	31 / 73	Fied Goals
57	21 / 37	2 Points
28	10 / 36	3 Points
75	12 / 16	Free Throws