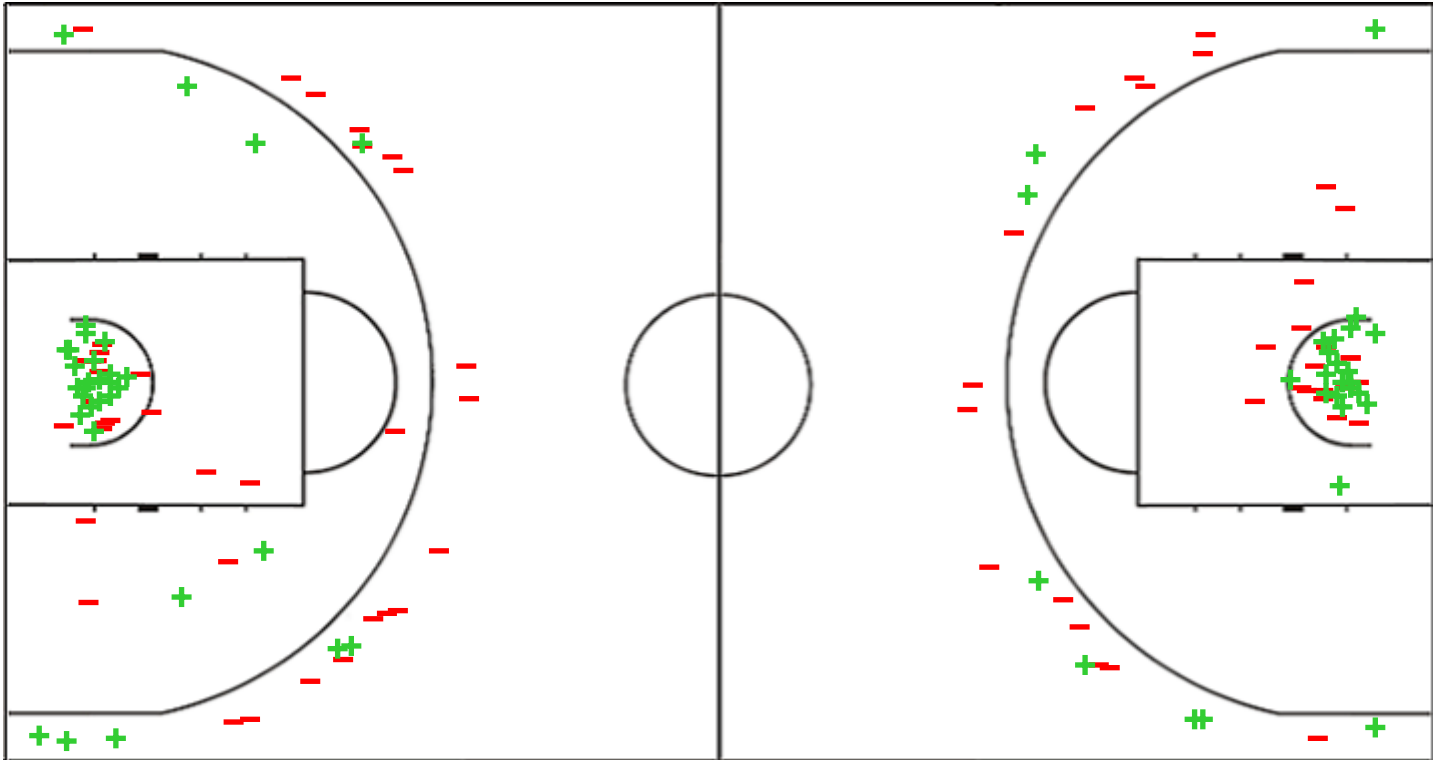


**Shot Chart**
**MINSK 87 vs 85 PERI**

(23-25, 26-15, 21-16, 7-21, 10-8)

Scoring by 5 min intervals:

	Q1		Q2		Q3		Q4		OT1
<b>MINSK</b>	7	23	33	49	60	70	70	77	87
<b>PERI</b>	17	25	32	40	47	56	67	77	85

**MINSK - Tsmoki-Minsk**
**PERI - G.S. Peristeriou 1971 S.A.**


<b>MINSK</b>	M / A	%
<b>Fied Goals</b>	32 / 69	46
<b>2 Points</b>	25 / 45	56
<b>3 Points</b>	7 / 24	29
<b>Free Throws</b>	16 / 21	76

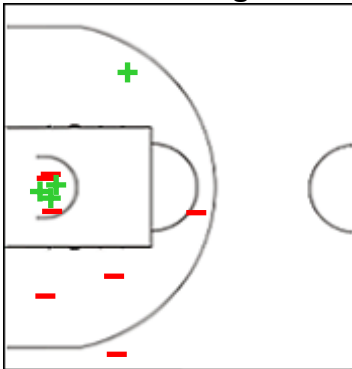
%	M / A	<b>PERI</b>
46	27 / 59	<b>Fied Goals</b>
51	19 / 37	<b>2 Points</b>
36	8 / 22	<b>3 Points</b>
66	23 / 35	<b>Free Throws</b>

**Shot Chart**
**MINSK 87 vs 85 PERI**

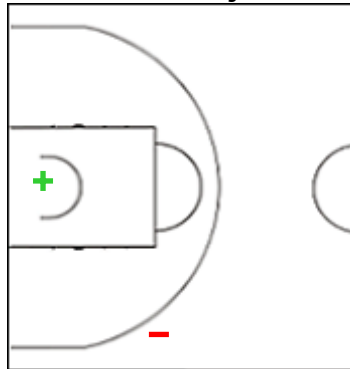
(23-25, 26-15, 21-16, 7-21, 10-8)

Scoring by 5 min intervals:

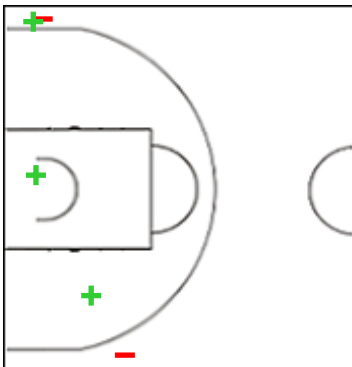
	Q1		Q2		Q3		Q4		OT1
<b>MINSK</b>	7	23	33	49	60	70	70	77	87
<b>PERI</b>	17	25	32	40	47	56	67	77	85

**MINSK - Tsmoki-Minsk**
**1 WARNER Angelo**


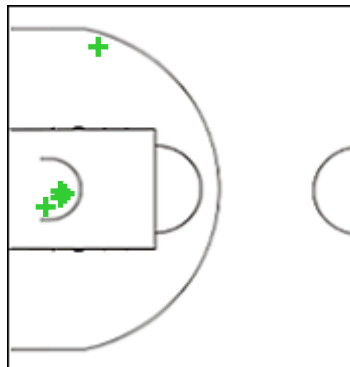
	M / A	%
Fied Goals	4 / 11	36
2 Points	4 / 10	40
3 Points	0 / 1	0
Free Throws	3 / 6	50

**3 DODOO Benjamin-Pavel**


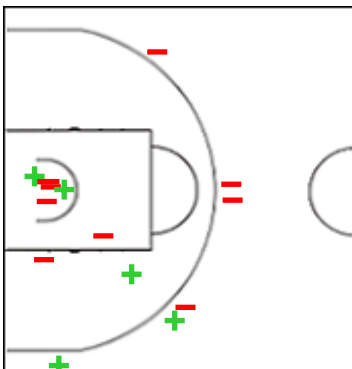
	M / A	%
Fied Goals	1 / 2	50
2 Points	1 / 1	100
3 Points	0 / 1	0
Free Throws	0 / 0	0

**6 TRASTSINETSKI Aliaksei**


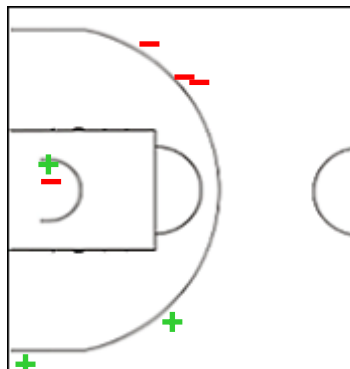
	M / A	%
Fied Goals	3 / 5	60
2 Points	2 / 2	100
3 Points	1 / 3	33
Free Throws	0 / 2	0

**9 ERNANDEZ Darol**


	M / A	%
Fied Goals	5 / 5	100
2 Points	5 / 5	100
3 Points	0 / 0	0
Free Throws	0 / 0	0

**10 CLARK Jason**


	M / A	%
Fied Goals	5 / 15	33
2 Points	3 / 9	33
3 Points	2 / 6	33
Free Throws	3 / 3	100

**12 BELIANKOU Yauheni**


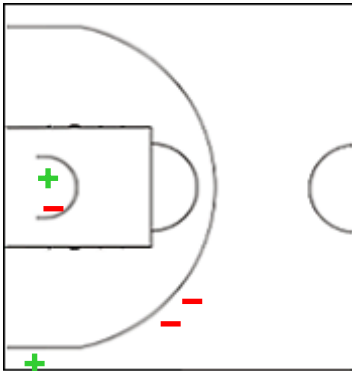
	M / A	%
Fied Goals	3 / 7	43
2 Points	1 / 2	50
3 Points	2 / 5	40
Free Throws	5 / 5	100

**Shot Chart**
**MINSK 87 vs 85 PERI**

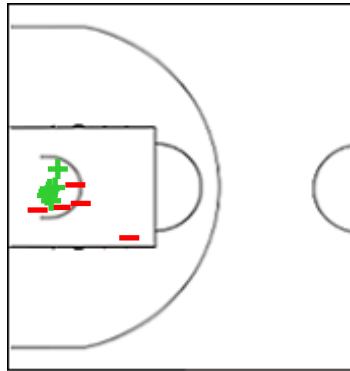
(23-25, 26-15, 21-16, 7-21, 10-8)

Scoring by 5 min intervals:

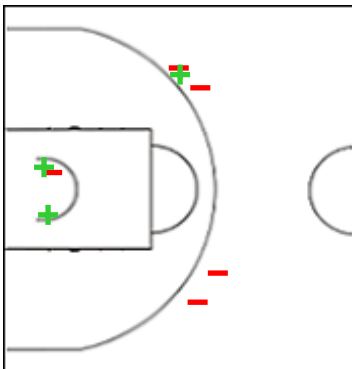
	Q1		Q2		Q3		Q4		OT1
<b>MINSK</b>	7	23	33	49	60	70	70	77	87
<b>PERI</b>	17	25	32	40	47	56	67	77	85

**MINSK - Tsmoki-Minsk**
**33 JANKOVIC Stefan**


	M / A	%
<b>Fied Goals</b>	2 / 5	40
<b>2 Points</b>	1 / 2	50
<b>3 Points</b>	1 / 3	33
<b>Free Throws</b>	3 / 3	100

**55 UPSHAW Robert**


	M / A	%
<b>Fied Goals</b>	6 / 11	55
<b>2 Points</b>	6 / 11	55
<b>3 Points</b>	0 / 0	0
<b>Free Throws</b>	2 / 2	100

**77 BLIZNIUK Uladzislau**


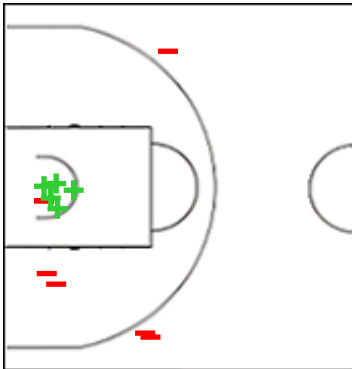
	M / A	%
<b>Fied Goals</b>	3 / 8	38
<b>2 Points</b>	2 / 3	67
<b>3 Points</b>	1 / 5	20
<b>Free Throws</b>	0 / 0	0

**Shot Chart**
**MINSK 87 vs 85 PERI**

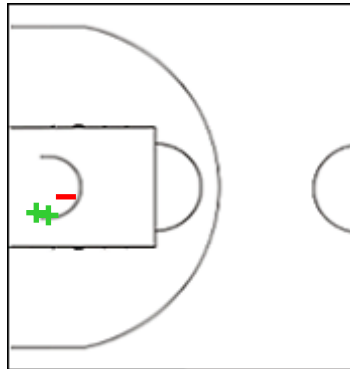
(23-25, 26-15, 21-16, 7-21, 10-8)

Scoring by 5 min intervals:

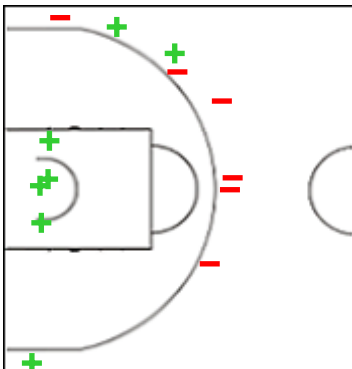
	Q1		Q2		Q3		Q4		OT1
<b>MINSK</b>	7	23	33	49	60	70	70	77	87
<b>PERI</b>	17	25	32	40	47	56	67	77	85

**PERI - G.S. Peristeriou 1971 S.A.**
**1 MCCREE Erik**


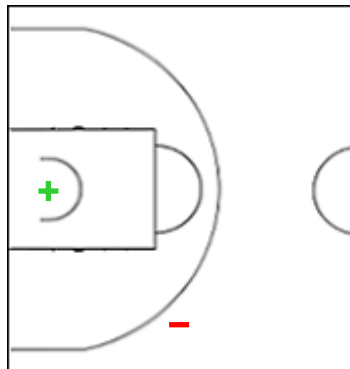
	M / A	%
<b>Fied Goals</b>	5 / 12	42
<b>2 Points</b>	5 / 9	56
<b>3 Points</b>	0 / 3	0
<b>Free Throws</b>	4 / 5	80

**2 MOREIRA Yanick**


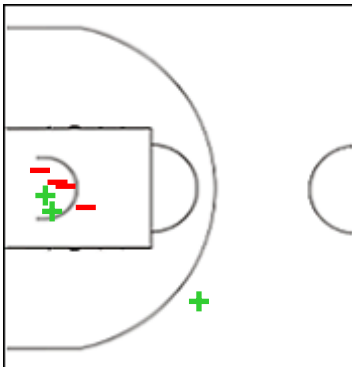
	M / A	%
<b>Fied Goals</b>	2 / 3	67
<b>2 Points</b>	2 / 3	67
<b>3 Points</b>	0 / 0	0
<b>Free Throws</b>	1 / 8	13

**5 PETTEWAY Terran**


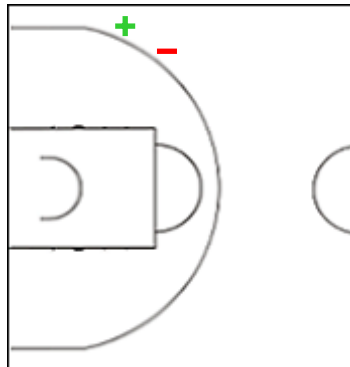
	M / A	%
<b>Fied Goals</b>	7 / 13	54
<b>2 Points</b>	4 / 4	100
<b>3 Points</b>	3 / 9	33
<b>Free Throws</b>	3 / 3	100

**6 MORAITIS Dimitris**


	M / A	%
<b>Fied Goals</b>	1 / 2	50
<b>2 Points</b>	1 / 1	100
<b>3 Points</b>	0 / 1	0
<b>Free Throws</b>	2 / 2	100

**15 CHRYSIKOPOULOS Linos**


	M / A	%
<b>Fied Goals</b>	3 / 7	43
<b>2 Points</b>	2 / 6	33
<b>3 Points</b>	1 / 1	100
<b>Free Throws</b>	1 / 2	50

**19 KATSIVELIS Dimitrios**


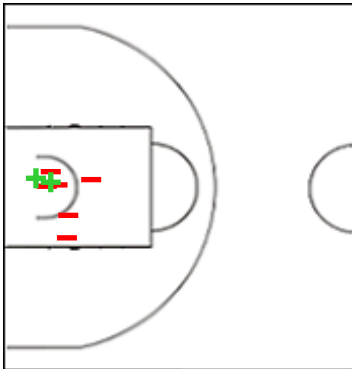
	M / A	%
<b>Fied Goals</b>	1 / 2	50
<b>2 Points</b>	0 / 0	0
<b>3 Points</b>	1 / 2	50
<b>Free Throws</b>	1 / 2	50

**Shot Chart**
**MINSK 87 vs 85 PERI**

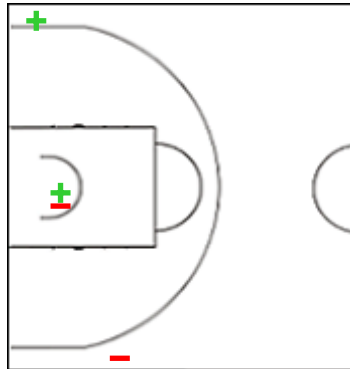
(23-25, 26-15, 21-16, 7-21, 10-8)

Scoring by 5 min intervals:

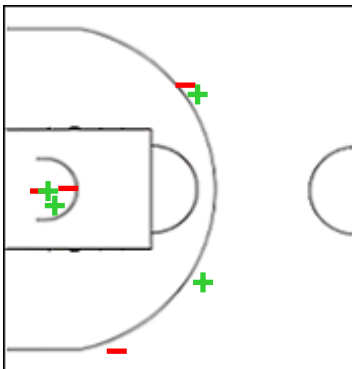
	Q1		Q2		Q3		Q4		OT1
<b>MINSK</b>	7	23	33	49	60	70	70	77	87
<b>PERI</b>	17	25	32	40	47	56	67	77	85

**PERI - G.S. Peristeriou 1971 S.A.**
**21 BROWN Chad**


	M / A	%
<b>Fied Goals</b>	2 / 8	25
<b>2 Points</b>	2 / 8	25
<b>3 Points</b>	0 / 0	0
<b>Free Throws</b>	10 / 11	91

**22 SALOUSTROS Christos**


	M / A	%
<b>Fied Goals</b>	2 / 4	50
<b>2 Points</b>	1 / 2	50
<b>3 Points</b>	1 / 2	50
<b>Free Throws</b>	0 / 0	0

**44 MILLER Ian**


	M / A	%
<b>Fied Goals</b>	4 / 8	50
<b>2 Points</b>	2 / 4	50
<b>3 Points</b>	2 / 4	50
<b>Free Throws</b>	1 / 2	50

**Shot Chart**
**MINSK 87 vs 85 PERI**

(23-25, 26-15, 21-16, 7-21, 10-8)

Scoring by 5 min intervals:

	Q1		Q2		Q3		Q4		OT1
<b>MINSK</b>	7	23	33	49	60	70	70	77	87
<b>PERI</b>	17	25	32	40	47	56	67	77	85

**MINSK - Tsmoki-Minsk**
**PERI - G.S. Peristeriou 1971 S.A.**


	M / A	%
<b>Fied Goals</b>	32 / 69	46
<b>2 Points</b>	25 / 45	56
<b>3 Points</b>	7 / 24	29
<b>Free Throws</b>	16 / 21	76

%	M / A	
46	27 / 59	<b>Fied Goals</b>
51	19 / 37	<b>2 Points</b>
36	8 / 22	<b>3 Points</b>
66	23 / 35	<b>Free Throws</b>