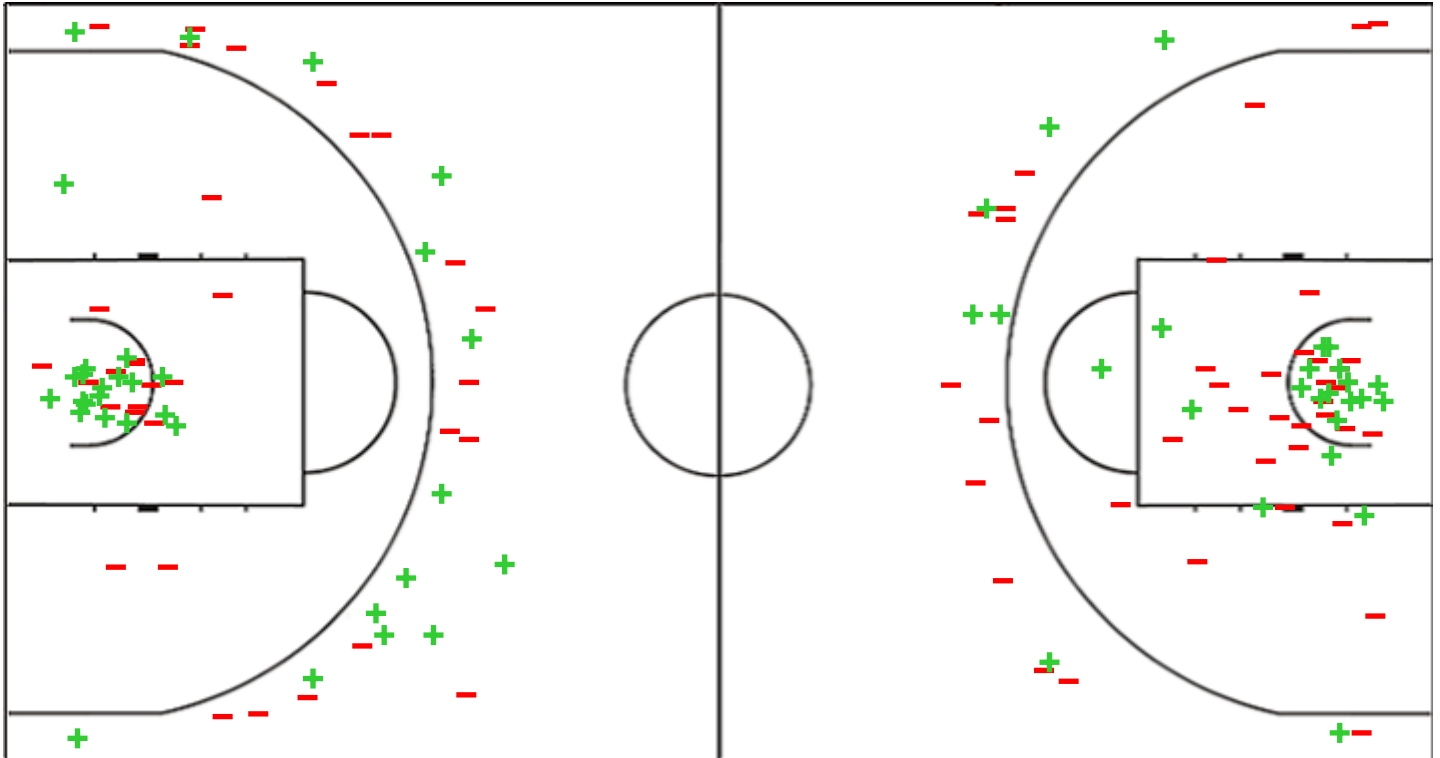


**Shot Chart**
**MOR 87 vs 74 ZZL**

(25-28, 20-13, 17-23, 25-10)

Scoring by 5 min intervals:

	Q1		Q2		Q3		Q4	
<b>MOR</b>	15	25	37	45	54	62	72	87
<b>ZZL</b>	10	28	31	41	54	64	66	74

**MOR - KK Mornar - Barsko Zlato**
**ZZL - Zorg en Zekerheid Leiden**


<b>MOR</b>	M / A	%
<b>Fied Goals</b>	32 / 66	48
<b>2 Points</b>	18 / 35	51
<b>3 Points</b>	14 / 31	45
<b>Free Throws</b>	9 / 17	53

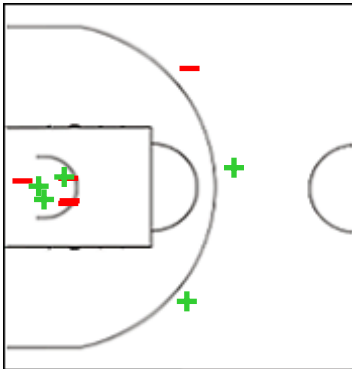
<b>ZZL</b>	%	M / A	
40		27 / 68	<b>Fied Goals</b>
42		20 / 48	<b>2 Points</b>
35		7 / 20	<b>3 Points</b>
87		13 / 15	<b>Free Throws</b>

**Shot Chart**
**MOR 87 vs 74 ZZZ**

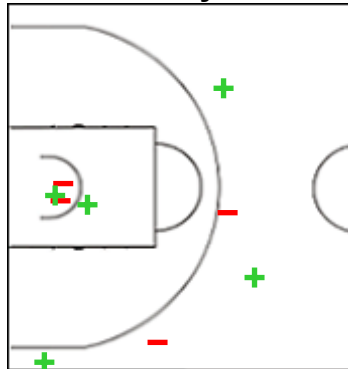
(25-28, 20-13, 17-23, 25-10)

Scoring by 5 min intervals:

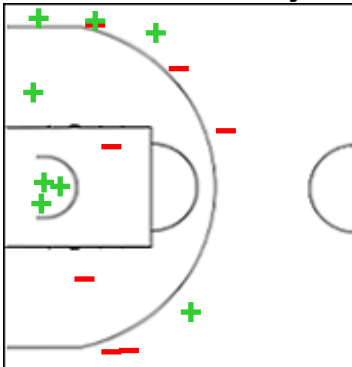
	Q1		Q2		Q3		Q4	
<b>MOR</b>	15	25	37	45	54	62	72	87
<b>ZZZ</b>	10	28	31	41	54	64	66	74

**MOR - KK Mornar - Barsko Zlato**
**1 MIHAILOVIC Vladimir**


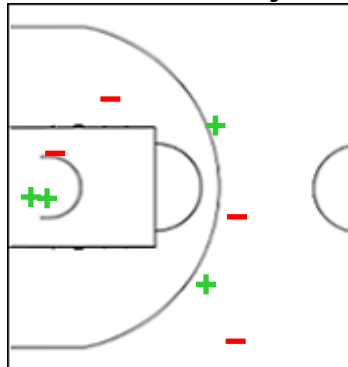
	M / A	%
Fied Goals	5 / 10	50
2 Points	3 / 7	43
3 Points	2 / 3	67
Free Throws	1 / 1	100

**3 LEWIS Trey**


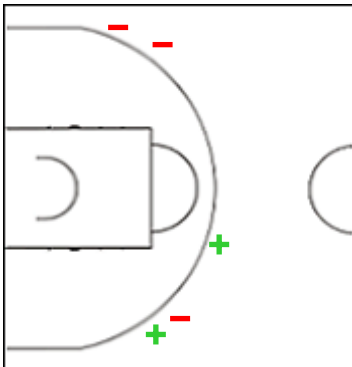
	M / A	%
Fied Goals	5 / 9	56
2 Points	2 / 4	50
3 Points	3 / 5	60
Free Throws	0 / 0	0

**4 MICOVIC Strahinja**


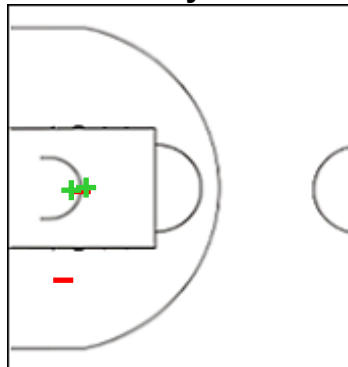
	M / A	%
Fied Goals	8 / 15	53
2 Points	4 / 6	67
3 Points	4 / 9	44
Free Throws	0 / 0	0

**5 DAVIS JR Corey**


	M / A	%
Fied Goals	4 / 8	50
2 Points	2 / 4	50
3 Points	2 / 4	50
Free Throws	2 / 4	50

**6 JEREMIC Marko**


	M / A	%
Fied Goals	2 / 5	40
2 Points	0 / 0	0
3 Points	2 / 5	40
Free Throws	3 / 4	75

**9 SMITH Taylor**


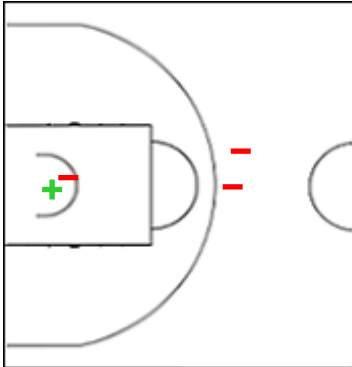
	M / A	%
Fied Goals	2 / 4	50
2 Points	2 / 4	50
3 Points	0 / 0	0
Free Throws	0 / 0	0

**Shot Chart**
**MOR 87 vs 74 ZZL**

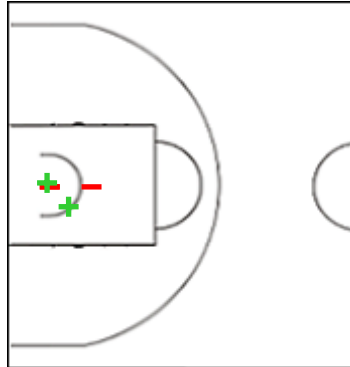
(25-28, 20-13, 17-23, 25-10)

Scoring by 5 min intervals:

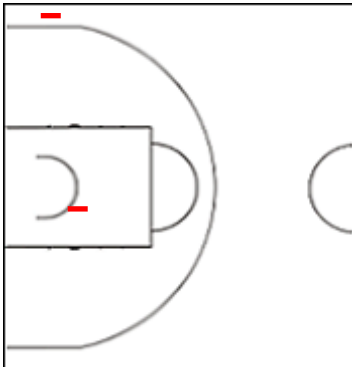
	Q1		Q2		Q3		Q4	
<b>MOR</b>	15	25	37	45	54	62	72	87
<b>ZZL</b>	10	28	31	41	54	64	66	74

**MOR - KK Mornar - Barsko Zlato**
**10 GORDIC Nemanja**


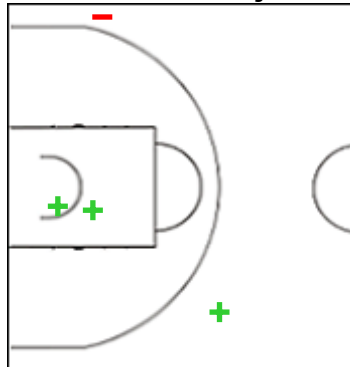
	M / A	%
Fied Goals	1 / 4	25
2 Points	1 / 2	50
3 Points	0 / 2	0
Free Throws	1 / 2	50

**11 RAKOCEVIC Gligorije**


	M / A	%
Fied Goals	2 / 5	40
2 Points	2 / 5	40
3 Points	0 / 0	0
Free Throws	2 / 6	33

**13 LAZIC Aleksandar**


	M / A	%
Fied Goals	0 / 2	0
2 Points	0 / 1	0
3 Points	0 / 1	0
Free Throws	0 / 0	0

**23 MIKOVIC Milija**


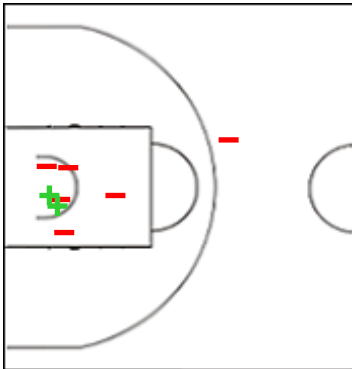
	M / A	%
Fied Goals	3 / 4	75
2 Points	2 / 2	100
3 Points	1 / 2	50
Free Throws	0 / 0	0

**Shot Chart**
**MOR 87 vs 74 ZZL**

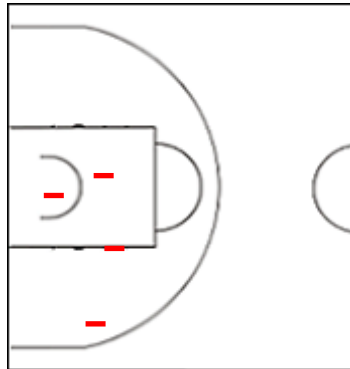
(25-28, 20-13, 17-23, 25-10)

Scoring by 5 min intervals:

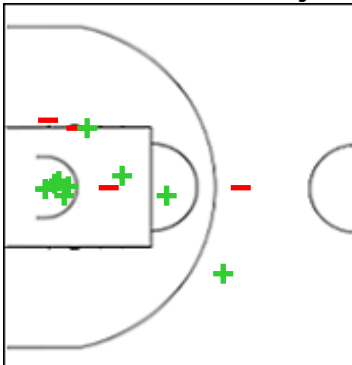
	Q1		Q2		Q3		Q4	
<b>MOR</b>	15	25	37	45	54	62	72	87
<b>ZZL</b>	10	28	31	41	54	64	66	74

**ZZL - Zorg en Zekerheid Leiden**
**0 MIKALOUSKAS Arūnas**


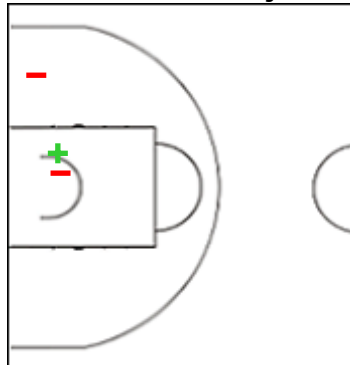
	M / A	%
Fied Goals	2 / 8	25
2 Points	2 / 7	29
3 Points	0 / 1	0
Free Throws	4 / 4	100

**2 BOUWKNECHT Maarten**


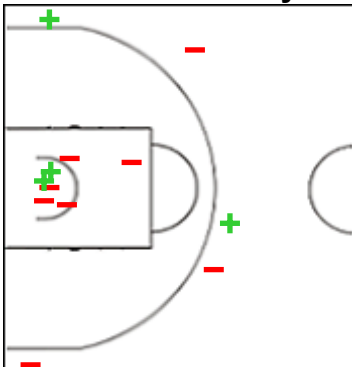
	M / A	%
Fied Goals	0 / 4	0
2 Points	0 / 4	0
3 Points	0 / 0	0
Free Throws	0 / 0	0

**3 MIDTGAARD Asbjoern**


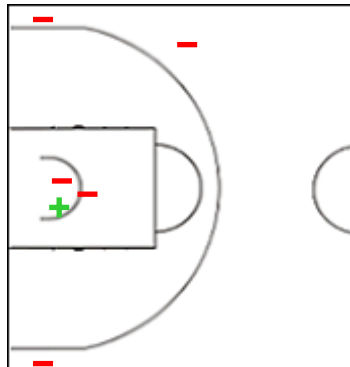
	M / A	%
Fied Goals	10 / 14	71
2 Points	9 / 12	75
3 Points	1 / 2	50
Free Throws	6 / 7	86

**5 VERVERS Marijn**


	M / A	%
Fied Goals	1 / 3	33
2 Points	1 / 3	33
3 Points	0 / 0	0
Free Throws	3 / 4	75

**6 DE JONG Worthy**


	M / A	%
Fied Goals	4 / 12	33
2 Points	2 / 7	29
3 Points	2 / 5	40
Free Throws	0 / 0	0

**7 TUBUTIS Einaras**


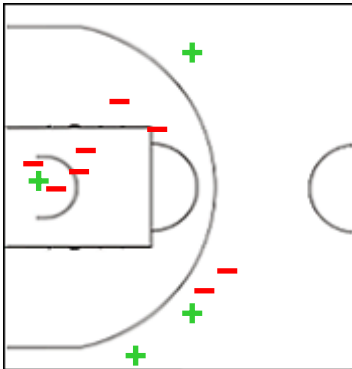
	M / A	%
Fied Goals	1 / 6	17
2 Points	1 / 3	33
3 Points	0 / 3	0
Free Throws	0 / 0	0

**Shot Chart**
**MOR 87 vs 74 ZZL**

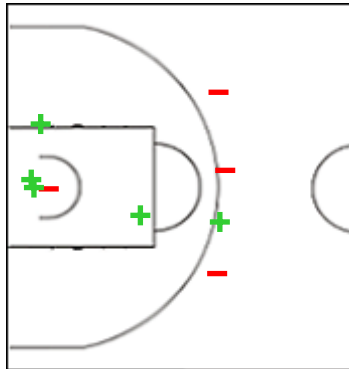
(25-28, 20-13, 17-23, 25-10)

Scoring by 5 min intervals:

	Q1		Q2		Q3		Q4	
<b>MOR</b>	15	25	37	45	54	62	72	87
<b>ZZL</b>	10	28	31	41	54	64	66	74

**ZZL - Zorg en Zekerheid Leiden**
**12 DUNN Jhonathan**


	M / A	%
<b>Fied Goals</b>	4 / 12	33
<b>2 Points</b>	1 / 7	14
<b>3 Points</b>	3 / 5	60
<b>Free Throws</b>	0 / 0	0

**13 VAN BREE Luuk**


	M / A	%
<b>Fied Goals</b>	5 / 9	56
<b>2 Points</b>	4 / 5	80
<b>3 Points</b>	1 / 4	25
<b>Free Throws</b>	0 / 0	0

**Shot Chart**
**MOR 87 vs 74 ZZL**

(25-28, 20-13, 17-23, 25-10)

Scoring by 5 min intervals:

	Q1		Q2		Q3		Q4	
<b>MOR</b>	15	25	37	45	54	62	72	87
<b>ZZL</b>	10	28	31	41	54	64	66	74

**MOR - KK Mornar - Barsko Zlato**
**ZZL - Zorg en Zekerheid Leiden**


	M / A	%
<b>Fied Goals</b>	32 / 66	48
<b>2 Points</b>	18 / 35	51
<b>3 Points</b>	14 / 31	45
<b>Free Throws</b>	9 / 17	53

%	M / A	
40	27 / 68	<b>Fied Goals</b>
42	20 / 48	<b>2 Points</b>
35	7 / 20	<b>3 Points</b>
87	13 / 15	<b>Free Throws</b>