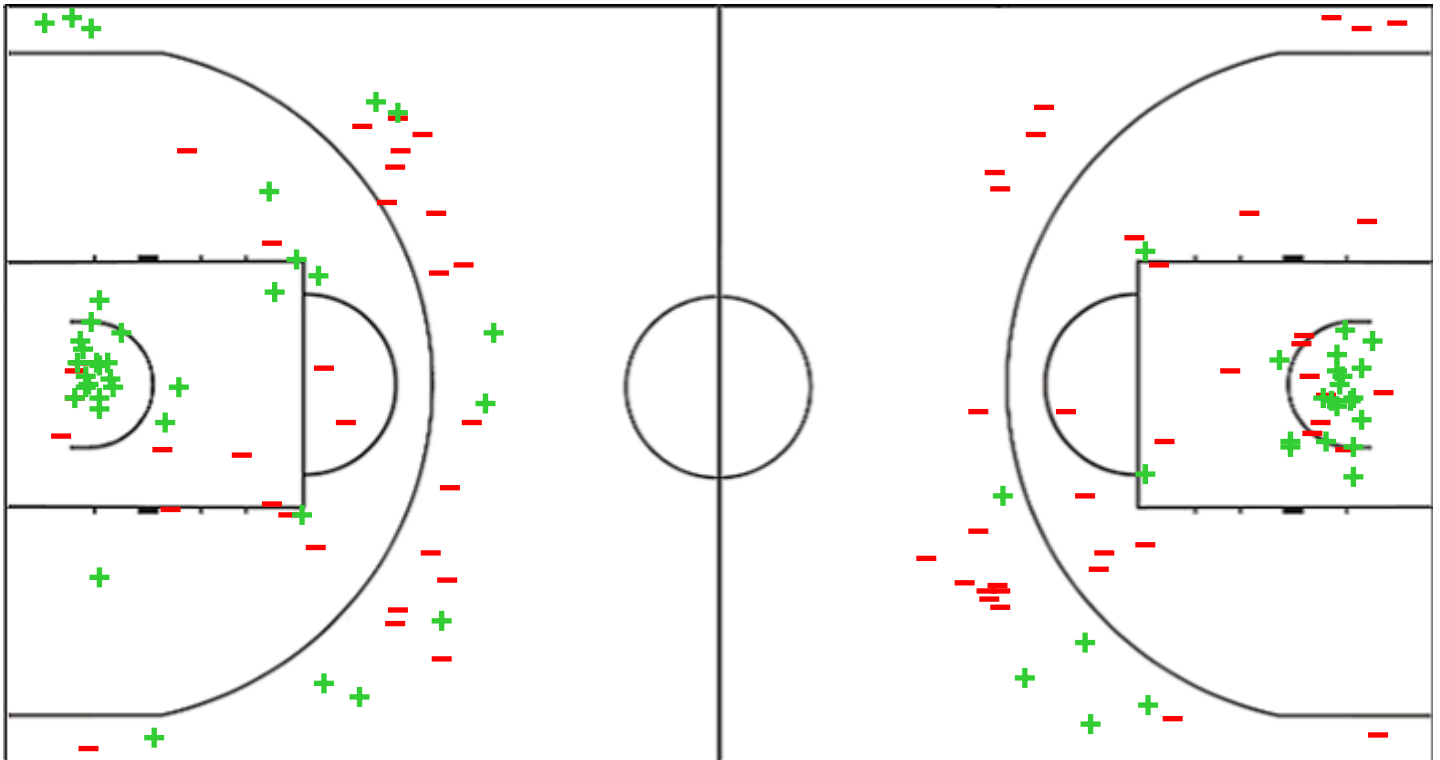


Shot Chart
SARA 102 vs 62 GIL

(24-13, 30-14, 23-18, 25-17)

Scoring by 5 min intervals:

	Q1		Q2		Q3		Q4	
SARA	9	24	36	54	65	77	90	102
Hapoel Gil	7	13	17	27	39	45	55	62

SARA - BC Avtodor Saratov
GIL - Hapoel Gilboa Galil


SARA	M / A	%
Fied Goals	36 / 68	53
2 Points	25 / 40	63
3 Points	11 / 28	39
Free Throws	19 / 22	86

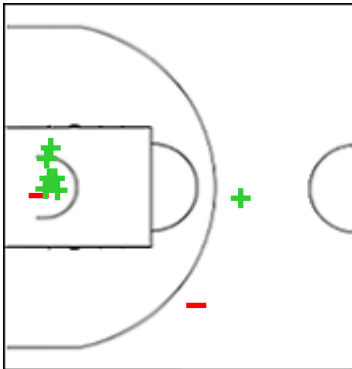
%	M / A	GIL
41	26 / 63	Fied Goals
53	21 / 40	2 Points
22	5 / 23	3 Points
71	5 / 7	Free Throws

Shot Chart
SARA 102 vs 62 GIL

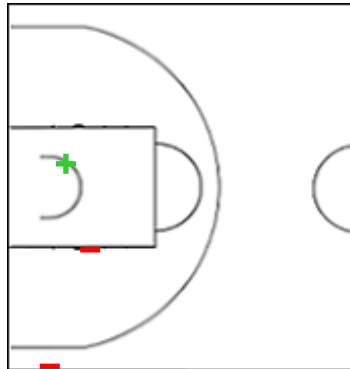
(24-13, 30-14, 23-18, 25-17)

Scoring by 5 min intervals:

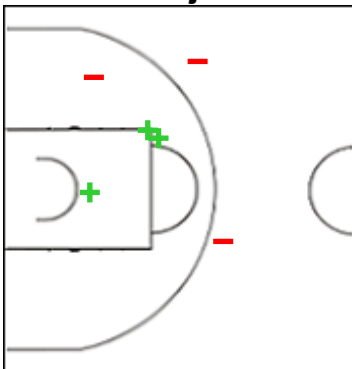
	Q1		Q2		Q3		Q4	
SARA	9	24	36	54	65	77	90	102
Hapoel Gil	7	13	17	27	39	45	55	62

SARA - BC Avtodor Saratov
0 FUNDERBURK Derek James


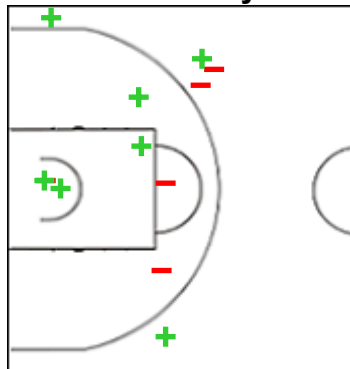
	M / A	%
Fied Goals	7 / 9	78
2 Points	6 / 7	86
3 Points	1 / 2	50
Free Throws	3 / 4	75

1 PRANAUSKIS Vitalius


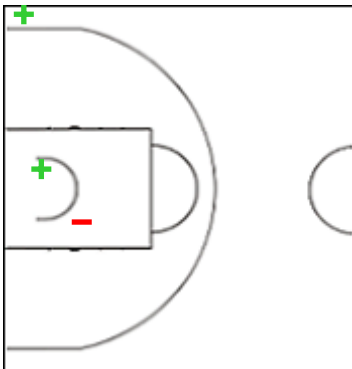
	M / A	%
Fied Goals	1 / 3	33
2 Points	1 / 2	50
3 Points	0 / 1	0
Free Throws	0 / 0	0

4 SAKIC Zeljko


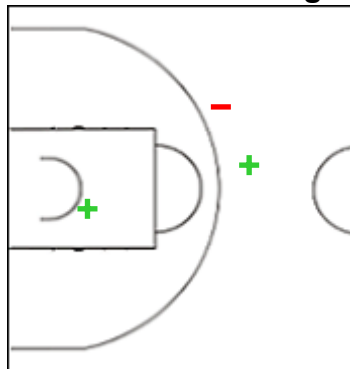
	M / A	%
Fied Goals	3 / 6	50
2 Points	3 / 4	75
3 Points	0 / 2	0
Free Throws	4 / 4	100

5 CHERY Kenny Fred


	M / A	%
Fied Goals	7 / 12	58
2 Points	4 / 7	57
3 Points	3 / 5	60
Free Throws	0 / 0	0

9 PETENEV Aleksandr


	M / A	%
Fied Goals	2 / 3	67
2 Points	1 / 2	50
3 Points	1 / 1	100
Free Throws	1 / 2	50

14 MINCHENKO Evgenii


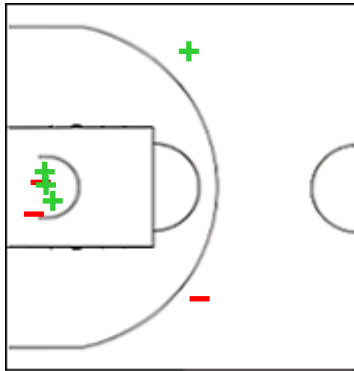
	M / A	%
Fied Goals	2 / 3	67
2 Points	1 / 1	100
3 Points	1 / 2	50
Free Throws	4 / 4	100

Shot Chart
SARA 102 vs 62 GIL

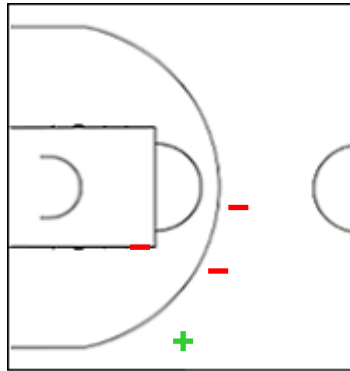
(24-13, 30-14, 23-18, 25-17)

Scoring by 5 min intervals:

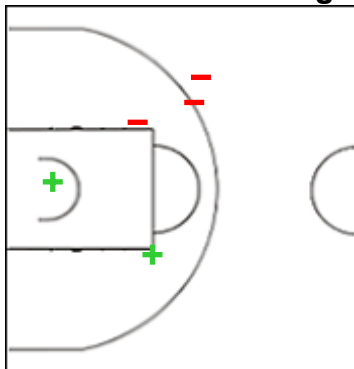
	Q1		Q2		Q3		Q4	
SARA	9	24	36	54	65	77	90	102
Hapoel Gil	7	13	17	27	39	45	55	62

SARA - BC Avtodor Saratov
16 KVITKOVSKIKH Anton


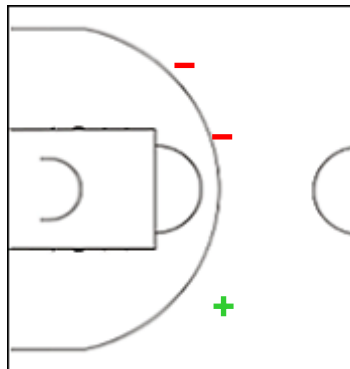
	M / A	%
Fied Goals	4 / 7	57
2 Points	3 / 5	60
3 Points	1 / 2	50
Free Throws	5 / 6	83

23 SCRUBB Phil


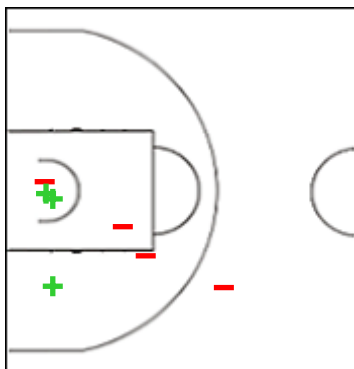
	M / A	%
Fied Goals	1 / 4	25
2 Points	0 / 1	0
3 Points	1 / 3	33
Free Throws	0 / 0	0

24 KOLESNIKOV Evgenii


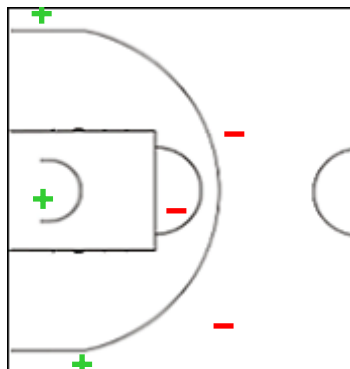
	M / A	%
Fied Goals	2 / 5	40
2 Points	2 / 3	67
3 Points	0 / 2	0
Free Throws	1 / 1	100

30 SERGEEV Pavel


	M / A	%
Fied Goals	1 / 3	33
2 Points	0 / 0	0
3 Points	1 / 3	33
Free Throws	1 / 1	100

34 JERRETT Grant


	M / A	%
Fied Goals	3 / 7	43
2 Points	3 / 6	50
3 Points	0 / 1	0
Free Throws	0 / 0	0

92 JOHNSON Jaron


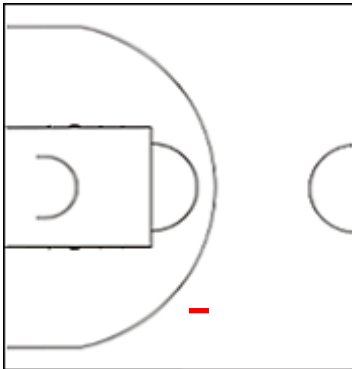
	M / A	%
Fied Goals	3 / 6	50
2 Points	1 / 2	50
3 Points	2 / 4	50
Free Throws	0 / 0	0

Shot Chart
SARA 102 vs 62 GIL

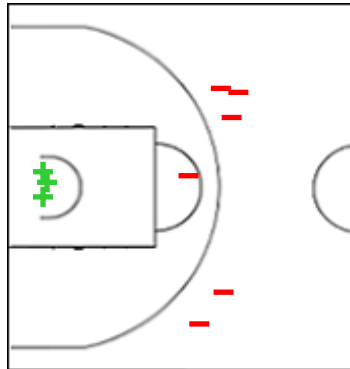
(24-13, 30-14, 23-18, 25-17)

Scoring by 5 min intervals:

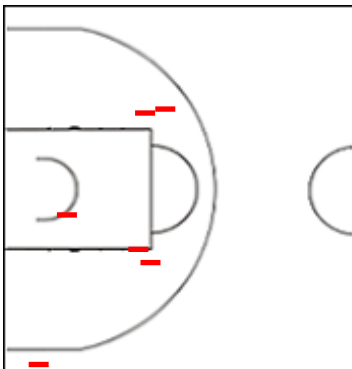
	Q1		Q2		Q3		Q4	
SARA	9	24	36	54	65	77	90	102
Hapoel Gil	7	13	17	27	39	45	55	62

GIL - Hapoel Gilboa Galil
4 MAAYAN Tom


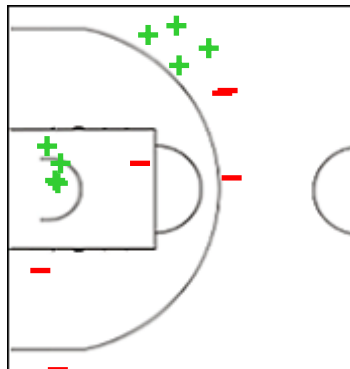
	M / A	%
Fied Goals	0 / 1	0
2 Points	0 / 0	0
3 Points	0 / 1	0
Free Throws	0 / 0	0

5 BRISKER Michael Mor


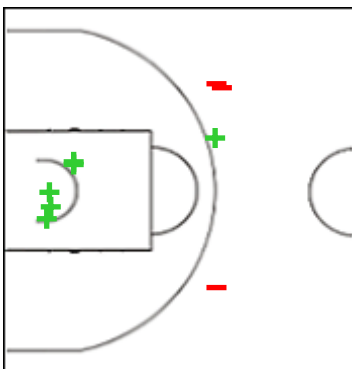
	M / A	%
Fied Goals	3 / 9	33
2 Points	3 / 4	75
3 Points	0 / 5	0
Free Throws	0 / 0	0

7 GEFFEN Rom


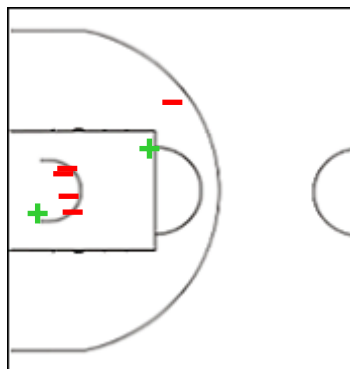
	M / A	%
Fied Goals	0 / 6	0
2 Points	0 / 5	0
3 Points	0 / 1	0
Free Throws	0 / 0	0

8 HANOCHI Yotam


	M / A	%
Fied Goals	8 / 14	57
2 Points	4 / 6	67
3 Points	4 / 8	50
Free Throws	1 / 1	100

10 AVIVI Noam


	M / A	%
Fied Goals	6 / 9	67
2 Points	5 / 5	100
3 Points	1 / 4	25
Free Throws	0 / 0	0

11 GOYTE DANIEL


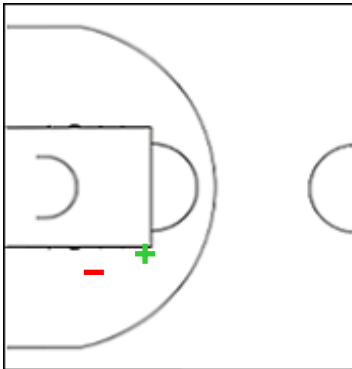
	M / A	%
Fied Goals	2 / 7	29
2 Points	2 / 7	29
3 Points	0 / 0	0
Free Throws	4 / 5	80

Shot Chart
SARA 102 vs 62 GIL

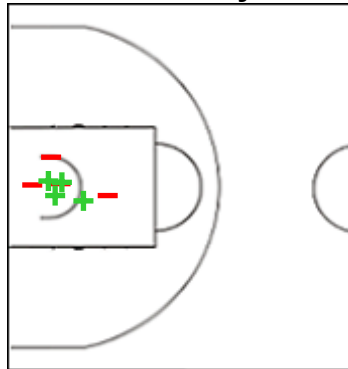
(24-13, 30-14, 23-18, 25-17)

Scoring by 5 min intervals:

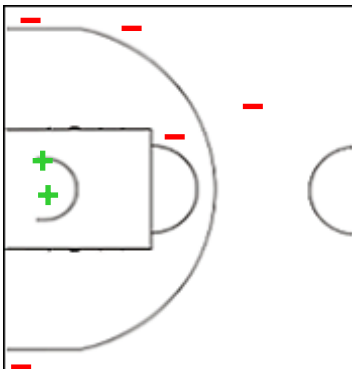
	Q1		Q2		Q3		Q4	
SARA	9	24	36	54	65	77	90	102
Hapoel Gil	7	13	17	27	39	45	55	62

GIL - Hapoel Gilboa Galil
14 SOMMERFELD Nevo


	M / A	%
Fied Goals	1 / 2	50
2 Points	1 / 2	50
3 Points	0 / 0	0
Free Throws	0 / 0	0

23 SROR Benayu


	M / A	%
Fied Goals	4 / 8	50
2 Points	4 / 8	50
3 Points	0 / 0	0
Free Throws	0 / 1	0

80 CORNELIUS Or


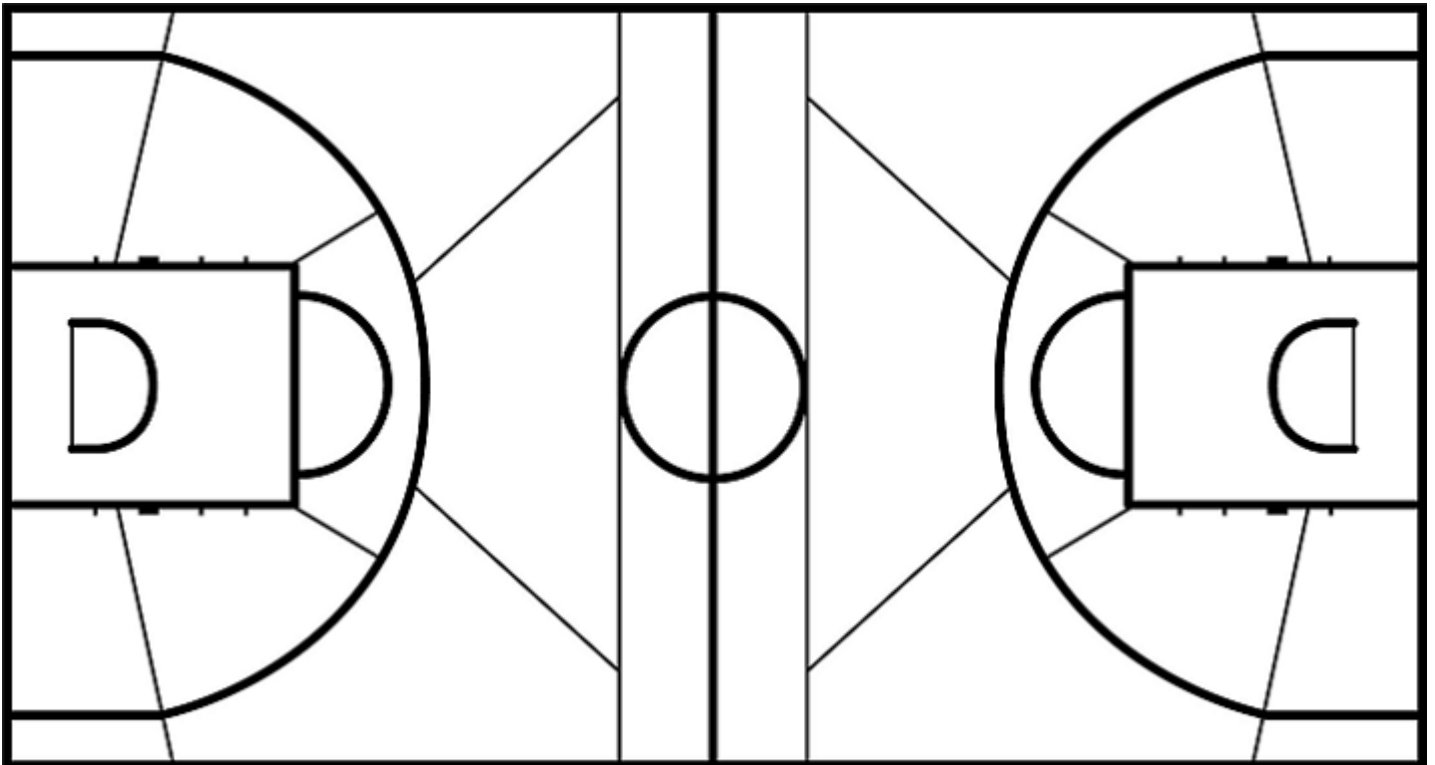
	M / A	%
Fied Goals	2 / 7	29
2 Points	2 / 3	67
3 Points	0 / 4	0
Free Throws	0 / 0	0

Shot Chart
SARA 102 vs 62 GIL

(24-13, 30-14, 23-18, 25-17)

Scoring by 5 min intervals:

	Q1		Q2		Q3		Q4	
SARA	9	24	36	54	65	77	90	102
Hapoel Gil	7	13	17	27	39	45	55	62

SARA - BC Avtodor Saratov
GIL - Hapoel Gilboa Galil


	M / A	%
Fied Goals	36 / 68	53
2 Points	25 / 40	63
3 Points	11 / 28	39
Free Throws	19 / 22	86

%	M / A	
41	26 / 63	Fied Goals
53	21 / 40	2 Points
22	5 / 23	3 Points
71	5 / 7	Free Throws