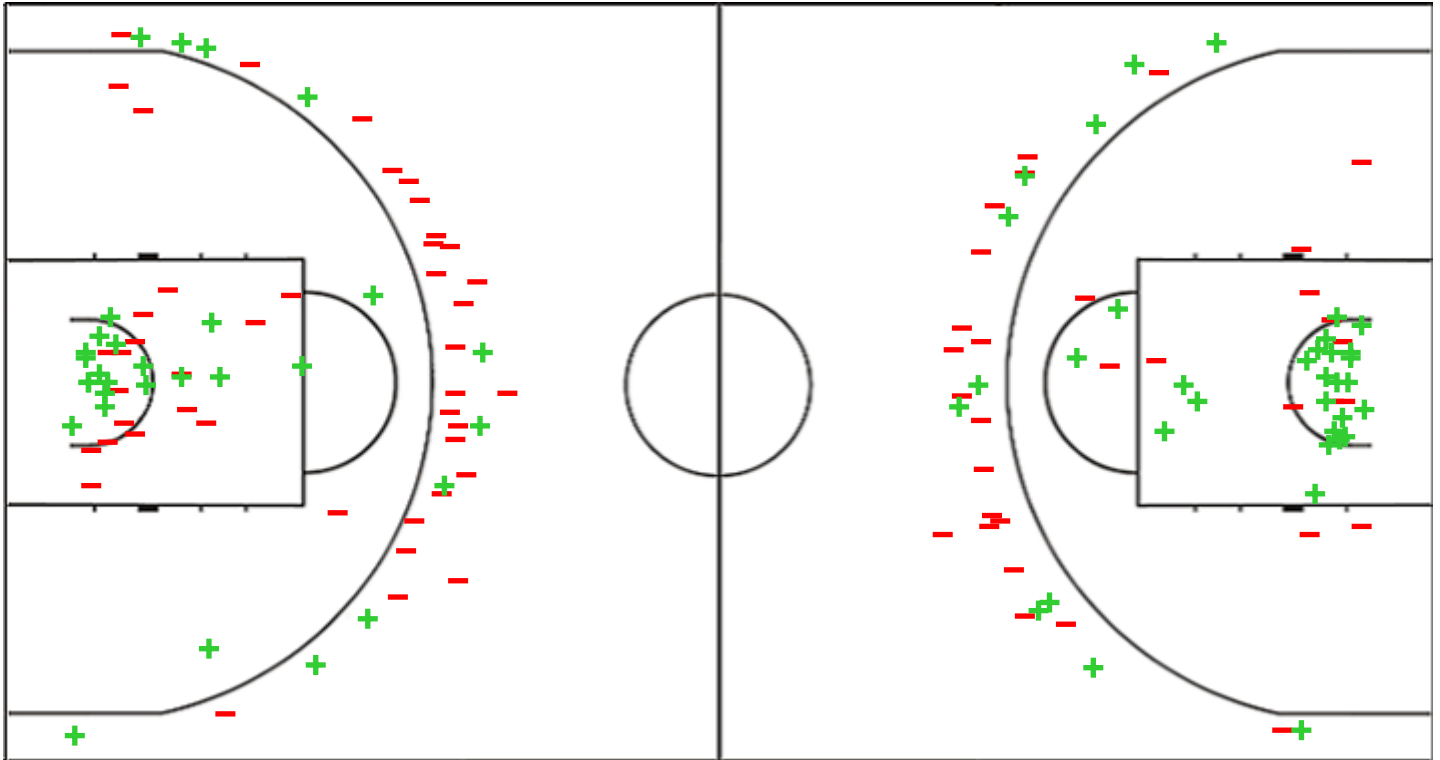


Shot Chart
IRA 83 vs 92 ZZZ

(16-21, 12-21, 24-21, 31-29)

Scoring by 5 min intervals:

	Q1		Q2		Q3		Q4	
IRA	6	16	20	28	39	52	69	83
ZZZ	10	21	32	42	49	63	73	92

IRA - Iraklis BC Thessaloniki
ZZZ - Zorg en Zekerheid Leiden


IRA	M / A	%
Fied Goals	30 / 74	41
2 Points	20 / 39	51
3 Points	10 / 35	29
Free Throws	13 / 22	59

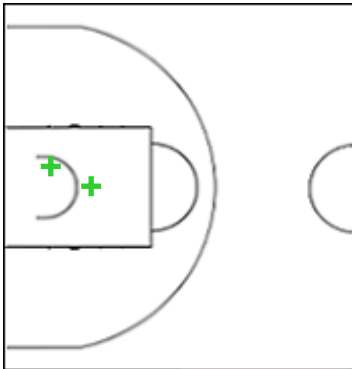
ZZZ	%	M / A	Fied Goals
52	35 / 67		Fied Goals
65	24 / 37		2 Points
37	11 / 30		3 Points
55	11 / 20		Free Throws

Shot Chart
IRA 83 vs 92 ZZZ

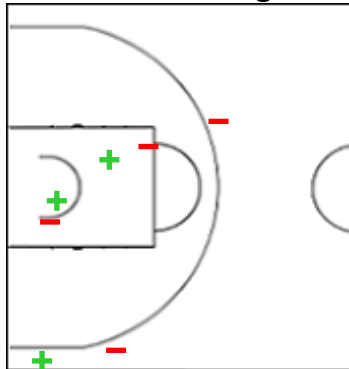
(16-21, 12-21, 24-21, 31-29)

Scoring by 5 min intervals:

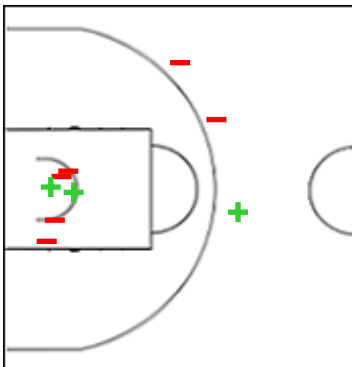
	Q1		Q2		Q3		Q4	
IRA	6	16	20	28	39	52	69	83
ZZZ	10	21	32	42	49	63	73	92

IRA - Iraklis BC Thessaloniki
4 SKORDILIS Gaios


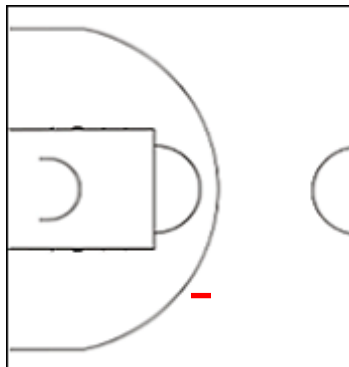
	M / A	%
Fied Goals	2 / 2	100
2 Points	2 / 2	100
3 Points	0 / 0	0
Free Throws	2 / 2	100

10 FILLIOS Giorgos


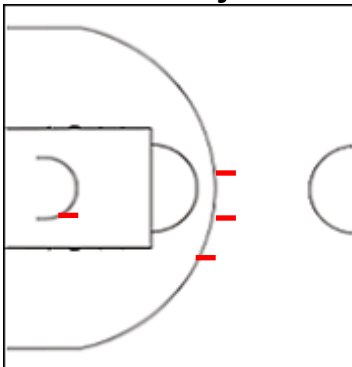
	M / A	%
Fied Goals	3 / 7	43
2 Points	2 / 4	50
3 Points	1 / 3	33
Free Throws	1 / 5	20

11 AGRAVANIS Ioannis


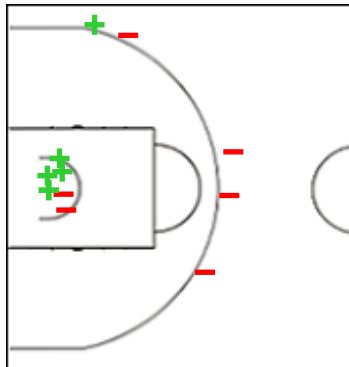
	M / A	%
Fied Goals	3 / 9	33
2 Points	2 / 6	33
3 Points	1 / 3	33
Free Throws	0 / 0	0

12 DANIELS Travis


	M / A	%
Fied Goals	0 / 1	0
2 Points	0 / 0	0
3 Points	0 / 1	0
Free Throws	0 / 0	0

14 TAYLOR Ryan Joshua


	M / A	%
Fied Goals	0 / 4	0
2 Points	0 / 1	0
3 Points	0 / 3	0
Free Throws	0 / 0	0

22 KOUZELOGLOU Ioannis


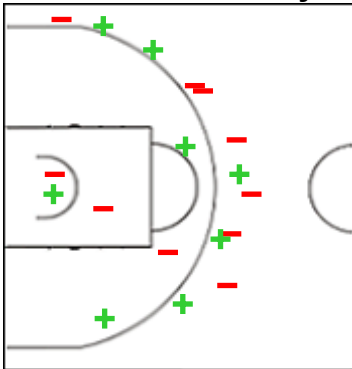
	M / A	%
Fied Goals	6 / 12	50
2 Points	5 / 7	71
3 Points	1 / 5	20
Free Throws	2 / 2	100

Shot Chart
IRA 83 vs 92 ZZL

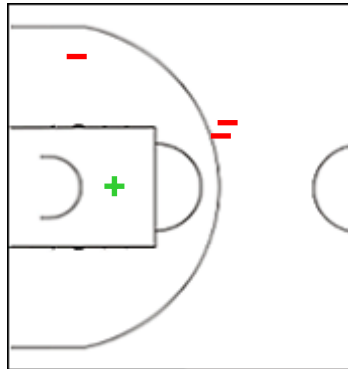
(16-21, 12-21, 24-21, 31-29)

Scoring by 5 min intervals:

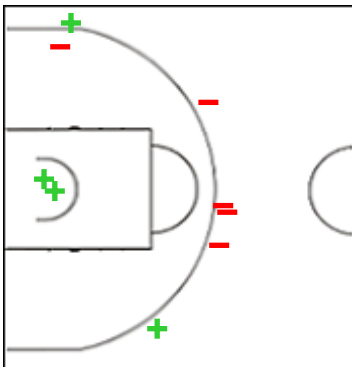
	Q1		Q2		Q3		Q4	
IRA	6	16	20	28	39	52	69	83
ZZL	10	21	32	42	49	63	73	92

IRA - Iraklis BC Thessaloniki
23 DOUGLAS Toney


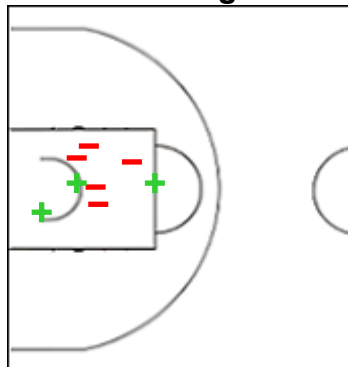
	M / A	%
Fied Goals	8 / 18	44
2 Points	3 / 6	50
3 Points	5 / 12	42
Free Throws	2 / 3	67

31 TURNER JR Elston Howard


	M / A	%
Fied Goals	1 / 4	25
2 Points	1 / 2	50
3 Points	0 / 2	0
Free Throws	0 / 2	0

33 PAPADAKIS Konstantinos


	M / A	%
Fied Goals	4 / 9	44
2 Points	2 / 3	67
3 Points	2 / 6	33
Free Throws	3 / 5	60

50 LYNCH Reginald Joseph


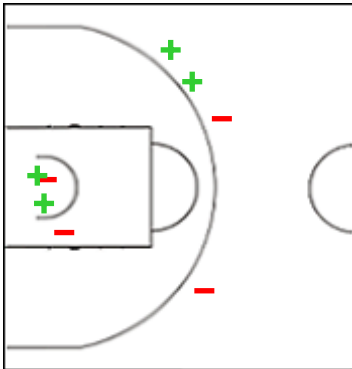
	M / A	%
Fied Goals	3 / 8	38
2 Points	3 / 8	38
3 Points	0 / 0	0
Free Throws	3 / 3	100

Shot Chart
IRA 83 vs 92 ZZL

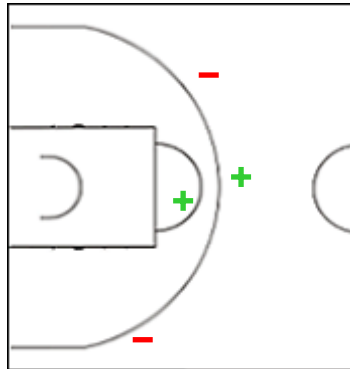
(16-21, 12-21, 24-21, 31-29)

Scoring by 5 min intervals:

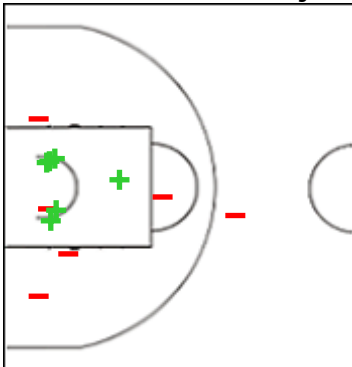
	Q1		Q2		Q3		Q4	
IRA	6	16	20	28	39	52	69	83
ZZL	10	21	32	42	49	63	73	92

ZZL - Zorg en Zekerheid Leiden
0 MIKALAIUSKAS Arūnas


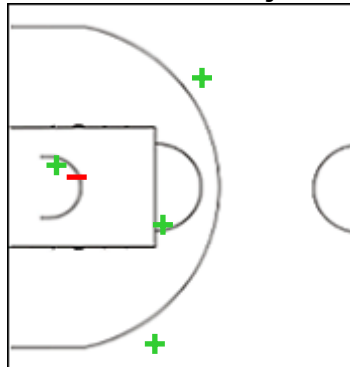
	M / A	%
Fied Goals	4 / 8	50
2 Points	2 / 4	50
3 Points	2 / 4	50
Free Throws	5 / 8	63

2 BOUWKNECHT Maarten


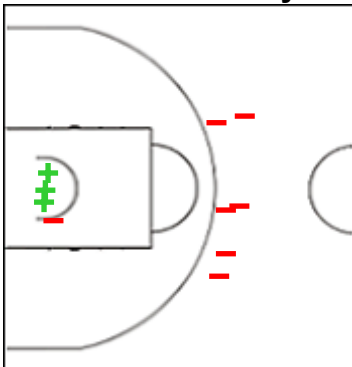
	M / A	%
Fied Goals	2 / 4	50
2 Points	1 / 1	100
3 Points	1 / 3	33
Free Throws	0 / 0	0

3 MIDTGAARD Asbjoern


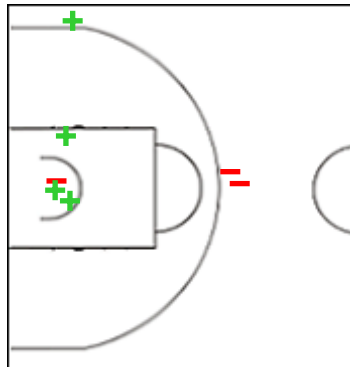
	M / A	%
Fied Goals	6 / 12	50
2 Points	6 / 11	55
3 Points	0 / 1	0
Free Throws	1 / 2	50

5 VERVERS Marijn


	M / A	%
Fied Goals	4 / 5	80
2 Points	2 / 3	67
3 Points	2 / 2	100
Free Throws	2 / 2	100

6 DE JONG Worthy


	M / A	%
Fied Goals	3 / 10	30
2 Points	3 / 4	75
3 Points	0 / 6	0
Free Throws	3 / 6	50

7 TUBUTIS Einaras


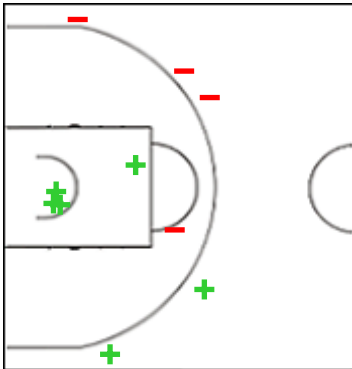
	M / A	%
Fied Goals	4 / 7	57
2 Points	3 / 4	75
3 Points	1 / 3	33
Free Throws	0 / 2	0

Shot Chart
IRA 83 vs 92 ZZL

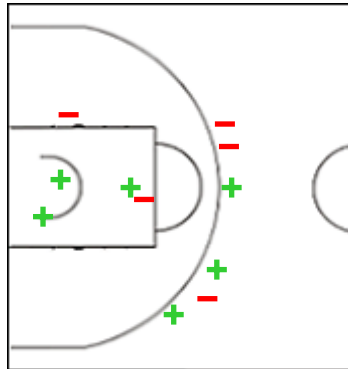
(16-21, 12-21, 24-21, 31-29)

Scoring by 5 min intervals:

	Q1		Q2		Q3		Q4	
IRA	6	16	20	28	39	52	69	83
ZZL	10	21	32	42	49	63	73	92

ZZL - Zorg en Zekerheid Leiden
12 DUNN Jhonathan


	M / A	%
Fied Goals	6 / 10	60
2 Points	4 / 5	80
3 Points	2 / 5	40
Free Throws	0 / 0	0

13 VAN BREE Luuk


	M / A	%
Fied Goals	6 / 11	55
2 Points	3 / 5	60
3 Points	3 / 6	50
Free Throws	0 / 0	0

Shot Chart
IRA 83 vs 92 ZZL

(16-21, 12-21, 24-21, 31-29)

Scoring by 5 min intervals:

	Q1		Q2		Q3		Q4	
IRA	6	16	20	28	39	52	69	83
ZZL	10	21	32	42	49	63	73	92

IRA - Iraklis BC Thessaloniki
ZZL - Zorg en Zekerheid Leiden


	M / A	%
Fied Goals	30 / 74	41
2 Points	20 / 39	51
3 Points	10 / 35	29
Free Throws	13 / 22	59

%	M / A	
52	35 / 67	Fied Goals
65	24 / 37	2 Points
37	11 / 30	3 Points
55	11 / 20	Free Throws