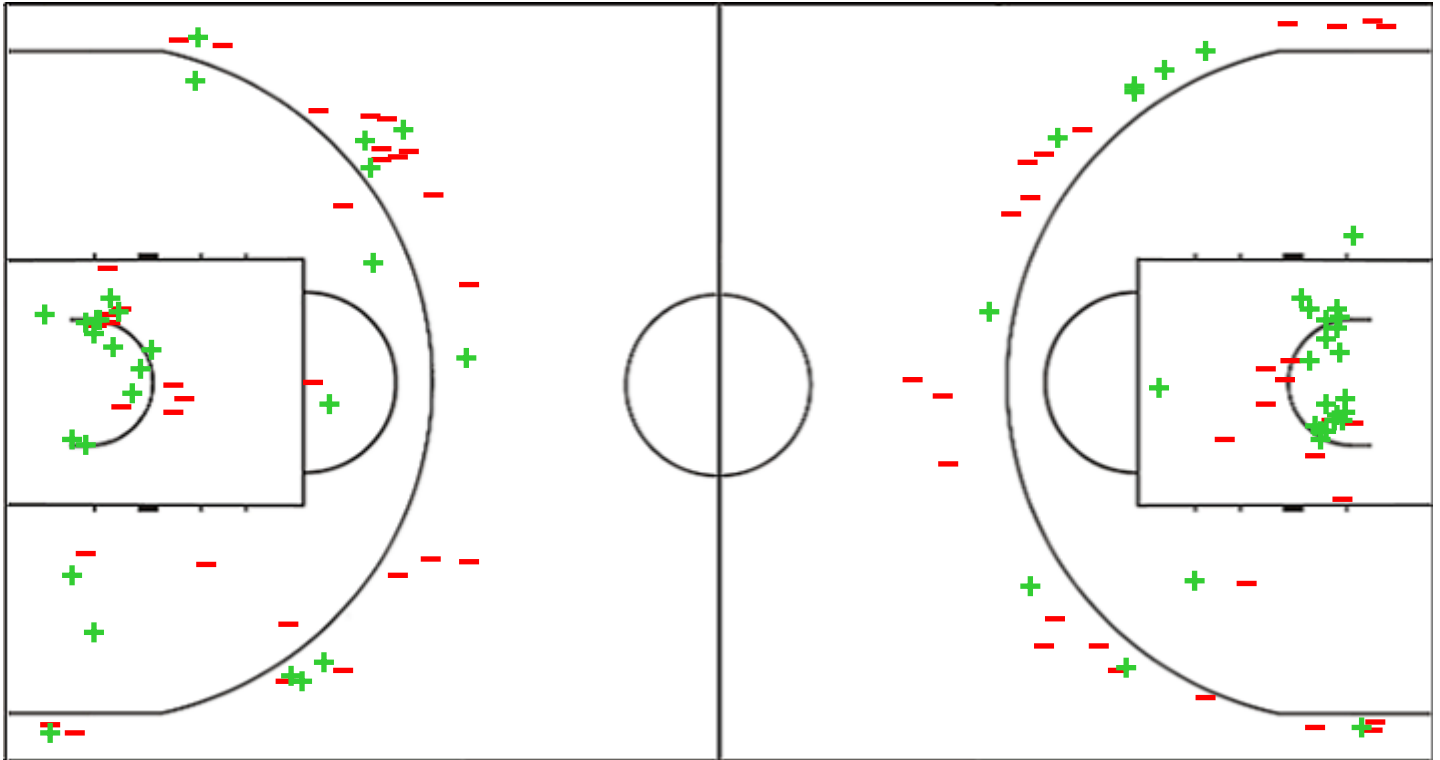


Shot Chart
SZO 68 vs 75 LEGIA

(15-13, 19-17, 17-17, 17-28)

Scoring by 5 min intervals:

| | Q1 | | Q2 | | Q3 | | Q4 | |
|--------------|----|----|----|----|----|----|----|----|
| SZO | 7 | 15 | 27 | 34 | 40 | 51 | 56 | 68 |
| LEGIA | 1 | 13 | 21 | 30 | 41 | 47 | 60 | 75 |

SZO - Szolnoki Olajbányász
LEGIA - Legia Warszawa


| SZO | M / A | % |
|--------------------|---------|----|
| Fied Goals | 27 / 59 | 46 |
| 2 Points | 18 / 31 | 58 |
| 3 Points | 9 / 28 | 32 |
| Free Throws | 5 / 10 | 50 |

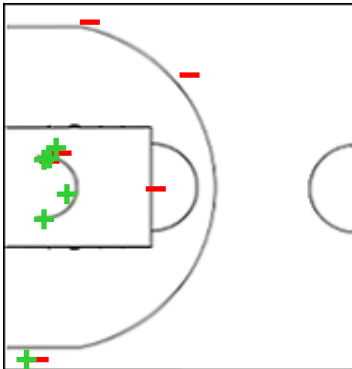
| LEGIA | M / A | % |
|--------------------|---------|----|
| Fied Goals | 31 / 61 | 51 |
| 2 Points | 22 / 32 | 69 |
| 3 Points | 9 / 29 | 31 |
| Free Throws | 4 / 10 | 40 |

Shot Chart
SZO 68 vs 75 LEGIA

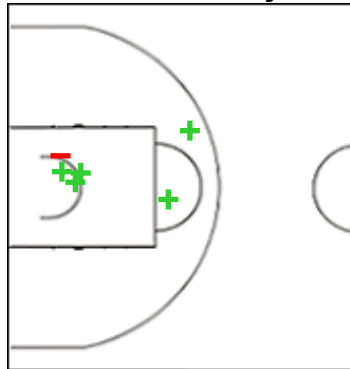
(15-13, 19-17, 17-17, 17-28)

Scoring by 5 min intervals:

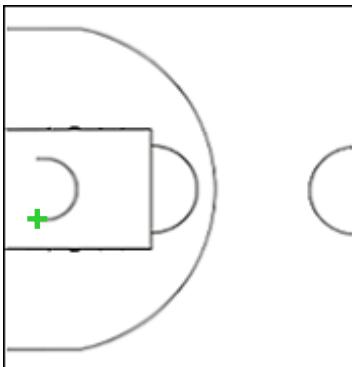
| | Q1 | | Q2 | | Q3 | | Q4 | |
|--------------|----|----|----|----|----|----|----|----|
| SZO | 7 | 15 | 27 | 34 | 40 | 51 | 56 | 68 |
| LEGIA | 1 | 13 | 21 | 30 | 41 | 47 | 60 | 75 |

SZO - Szolnoki Olajbányász
2 CUMMINGS Markeith Terrell


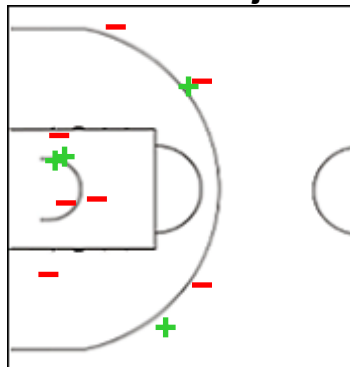
| | M / A | % |
|-------------|--------|----|
| Fied Goals | 6 / 12 | 50 |
| 2 Points | 5 / 8 | 63 |
| 3 Points | 1 / 4 | 25 |
| Free Throws | 1 / 3 | 33 |

4 CAKARUN Marjan


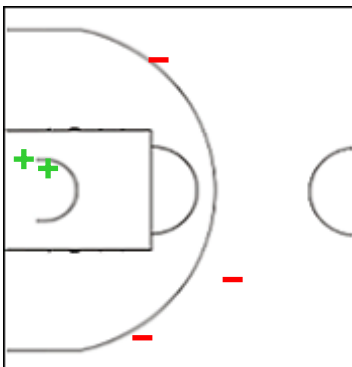
| | M / A | % |
|-------------|-------|-----|
| Fied Goals | 5 / 6 | 83 |
| 2 Points | 5 / 6 | 83 |
| 3 Points | 0 / 0 | 0 |
| Free Throws | 1 / 1 | 100 |

7 RUDNER Gabor


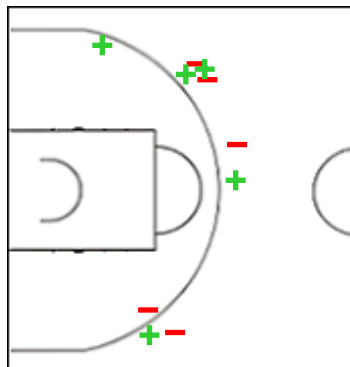
| | M / A | % |
|-------------|-------|-----|
| Fied Goals | 1 / 1 | 100 |
| 2 Points | 1 / 1 | 100 |
| 3 Points | 0 / 0 | 0 |
| Free Throws | 0 / 0 | 0 |

11 SUBOTIC Bojan


| | M / A | % |
|-------------|--------|----|
| Fied Goals | 4 / 11 | 36 |
| 2 Points | 2 / 6 | 33 |
| 3 Points | 2 / 5 | 40 |
| Free Throws | 0 / 0 | 0 |

14 SOLANO Gelvis


| | M / A | % |
|-------------|-------|-----|
| Fied Goals | 2 / 5 | 40 |
| 2 Points | 2 / 2 | 100 |
| 3 Points | 0 / 3 | 0 |
| Free Throws | 0 / 0 | 0 |

18 BADZIM Roko


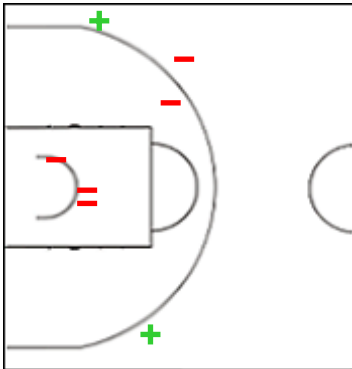
| | M / A | % |
|-------------|--------|-----|
| Fied Goals | 5 / 10 | 50 |
| 2 Points | 1 / 2 | 50 |
| 3 Points | 4 / 8 | 50 |
| Free Throws | 2 / 2 | 100 |

Shot Chart
SZO 68 vs 75 LEGIA

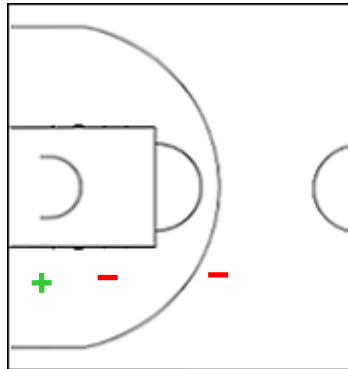
(15-13, 19-17, 17-17, 17-28)

Scoring by 5 min intervals:

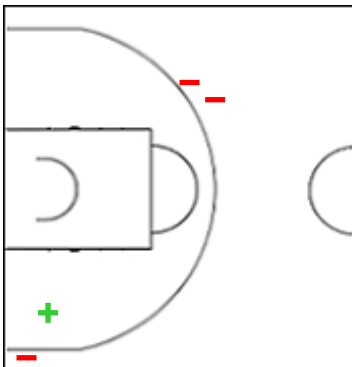
| | Q1 | | Q2 | | Q3 | | Q4 | |
|--------------|----|----|----|----|----|----|----|----|
| SZO | 7 | 15 | 27 | 34 | 40 | 51 | 56 | 68 |
| LEGIA | 1 | 13 | 21 | 30 | 41 | 47 | 60 | 75 |

SZO - Szolnoki Olajbányász
21 PONGÓ Máté


| | M / A | % |
|--------------------|-------|----|
| Fied Goals | 2 / 7 | 29 |
| 2 Points | 0 / 4 | 0 |
| 3 Points | 2 / 3 | 67 |
| Free Throws | 1 / 2 | 50 |

22 ZSÍROS Péter


| | M / A | % |
|--------------------|-------|-----|
| Fied Goals | 1 / 3 | 33 |
| 2 Points | 1 / 1 | 100 |
| 3 Points | 0 / 2 | 0 |
| Free Throws | 0 / 0 | 0 |

32 ROGIC Roko


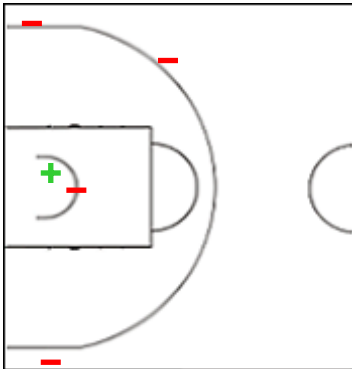
| | M / A | % |
|--------------------|-------|-----|
| Fied Goals | 1 / 4 | 25 |
| 2 Points | 1 / 1 | 100 |
| 3 Points | 0 / 3 | 0 |
| Free Throws | 0 / 0 | 0 |

Shot Chart
SZO 68 vs 75 LEGIA

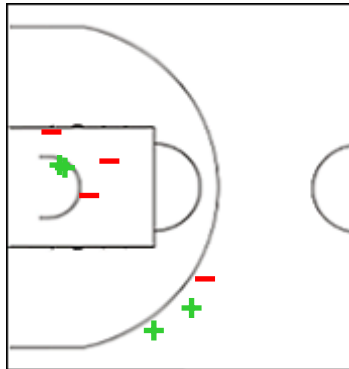
(15-13, 19-17, 17-17, 17-28)

Scoring by 5 min intervals:

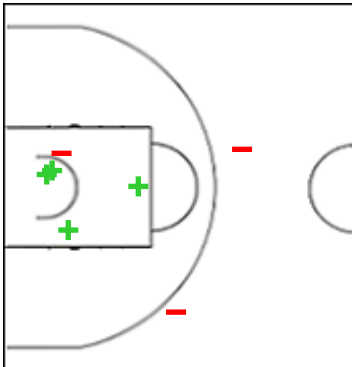
| | Q1 | | Q2 | | Q3 | | Q4 | |
|--------------|----|----|----|----|----|----|----|----|
| SZO | 7 | 15 | 27 | 34 | 40 | 51 | 56 | 68 |
| LEGIA | 1 | 13 | 21 | 30 | 41 | 47 | 60 | 75 |

LEGIA - Legia Warszawa
2 DIDIER-URBANIAK Beniamin


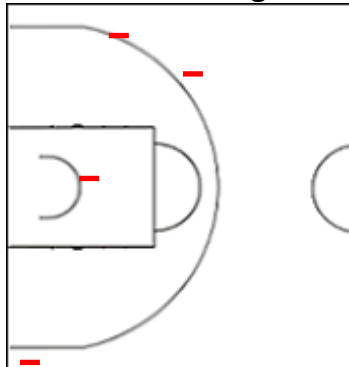
| | M / A | % |
|-------------|-------|----|
| Fied Goals | 1 / 5 | 20 |
| 2 Points | 1 / 2 | 50 |
| 3 Points | 0 / 3 | 0 |
| Free Throws | 0 / 0 | 0 |

11 SKIFIC Jure


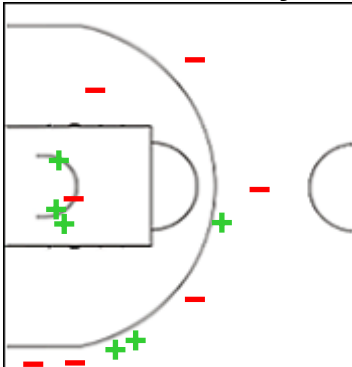
| | M / A | % |
|-------------|-------|----|
| Fied Goals | 4 / 8 | 50 |
| 2 Points | 2 / 5 | 40 |
| 3 Points | 2 / 3 | 67 |
| Free Throws | 0 / 0 | 0 |

13 JOVANOVIC Strahinja


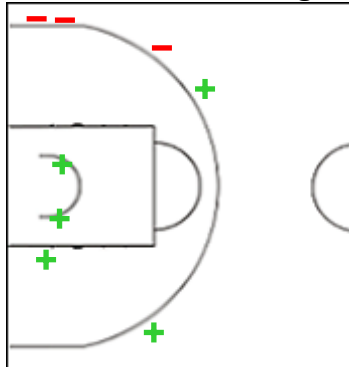
| | M / A | % |
|-------------|-------|----|
| Fied Goals | 4 / 7 | 57 |
| 2 Points | 4 / 5 | 80 |
| 3 Points | 0 / 2 | 0 |
| Free Throws | 2 / 5 | 40 |

14 KULKA Grzegorz


| | M / A | % |
|-------------|-------|---|
| Fied Goals | 0 / 4 | 0 |
| 2 Points | 0 / 1 | 0 |
| 3 Points | 0 / 3 | 0 |
| Free Throws | 0 / 0 | 0 |

18 COWELS III Raymond


| | M / A | % |
|-------------|--------|----|
| Fied Goals | 6 / 13 | 46 |
| 2 Points | 3 / 5 | 60 |
| 3 Points | 3 / 8 | 38 |
| Free Throws | 0 / 0 | 0 |

31 KAMINSKI Grzegorz Andrzej


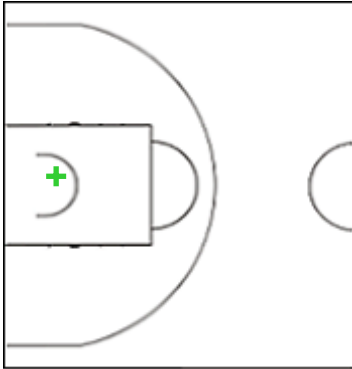
| | M / A | % |
|-------------|-------|-----|
| Fied Goals | 5 / 8 | 63 |
| 2 Points | 3 / 3 | 100 |
| 3 Points | 2 / 5 | 40 |
| Free Throws | 1 / 1 | 100 |

Shot Chart
SZO 68 vs 75 LEGIA

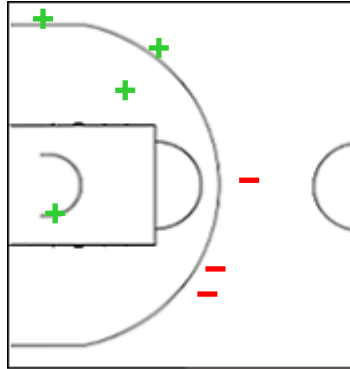
(15-13, 19-17, 17-17, 17-28)

Scoring by 5 min intervals:

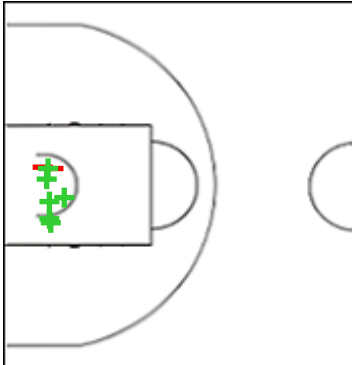
| | Q1 | | Q2 | | Q3 | | Q4 | |
|--------------|----|----|----|----|----|----|----|----|
| SZO | 7 | 15 | 27 | 34 | 40 | 51 | 56 | 68 |
| LEGIA | 1 | 13 | 21 | 30 | 41 | 47 | 60 | 75 |

LEGIA - Legia Warszawa
50 KEMP Adam


| | M / A | % |
|--------------------|-------|-----|
| Fied Goals | 1 / 1 | 100 |
| 2 Points | 1 / 1 | 100 |
| 3 Points | 0 / 0 | 0 |
| Free Throws | 1 / 2 | 50 |

55 KOSZAREK Lukasz


| | M / A | % |
|--------------------|-------|-----|
| Fied Goals | 4 / 7 | 57 |
| 2 Points | 2 / 2 | 100 |
| 3 Points | 2 / 5 | 40 |
| Free Throws | 0 / 0 | 0 |

91 WYKA Dariusz Wojciech


| | M / A | % |
|--------------------|-------|----|
| Fied Goals | 6 / 8 | 75 |
| 2 Points | 6 / 8 | 75 |
| 3 Points | 0 / 0 | 0 |
| Free Throws | 0 / 2 | 0 |

Shot Chart
SZO 68 vs 75 LEGIA

(15-13, 19-17, 17-17, 17-28)

Scoring by 5 min intervals:

| | Q1 | | Q2 | | Q3 | | Q4 | |
|--------------|----|----|----|----|----|----|----|----|
| SZO | 7 | 15 | 27 | 34 | 40 | 51 | 56 | 68 |
| LEGIA | 1 | 13 | 21 | 30 | 41 | 47 | 60 | 75 |

SZO - Szolnoki Olajbányász
LEGIA - Legia Warszawa


| | M / A | % |
|--------------------|---------|----|
| Fied Goals | 27 / 59 | 46 |
| 2 Points | 18 / 31 | 58 |
| 3 Points | 9 / 28 | 32 |
| Free Throws | 5 / 10 | 50 |

| % | M / A | |
|----|---------|--------------------|
| 51 | 31 / 61 | Fied Goals |
| 69 | 22 / 32 | 2 Points |
| 31 | 9 / 29 | 3 Points |
| 40 | 4 / 10 | Free Throws |